

SYDNEY UNIVERSITY
CRICKET CLUB



1864

SYDNEY UNIVERSITY CRICKET CLUB



2021-22 ANNUAL REPORT 158th Edition

Liam Robertson Retires 2005-2022



1st Grade Kingsgrove Conference Thunder T20 Final vs Parramatta

L-R Backrow - Murray Creed (Head Coach), Jordan Gaucci, Charlie Cassell (12th man), Caelan Maladay, Dugald Holloway, Max Hope, Liam Robertson, Rhys Williams (Assistant Coach), John Kilford (Scorer).

L-R Front row - Charlie Dummer, Nick Larkin, Tim Cummins (c), Damien Mortimer (vc), Ryan McElduff, Devlin Malone.

Contents

Chairman's Report	2	A.W. Green Shield Statistics	62
Office Bearers, Delegates & Officials	4	Representative Players and Scholarship Holders	63
SUCC Vice Presidents and Life Members	5	Awards and Trophies 2020–21 Season	64
Vice President (Finance) Report	6	Lions Report	66
General Manager's Report	8	UWCC President Report	68
Director of Cricket Report	10	Obituaries	70
Foundation Report	12	Remembering the Fallen	79
SUCC Foundation	14	Club Administration Records	80
Club Captain's Report	16	Sydney Uni Sport & Fitness Blues and Golds for Cricket	82
First Grade Report	20	University Players in Test Cricket	86
Second Grade Report	24	University Players in First Class Cricket	88
Third Grade Report	28	Club Trophy Winners	90
Fourth Grade Report	32	Club Records: All Grades, 1864–2021	94
Fifth Grade Report	36	Club Records: 1854–93	97
Metropolitan Blue Report	40	First Grade Records	99
Metropolitan Gold Report	42	Second Grade Records	105
Poidevin–Gray Report	46	Third Grade Records	107
A.W. Green Shield Report	48	Fourth Grade Records	109
Full Club Statistics	52	Fifth Grade Records	111
First Grade Statistics	56	Lower Grade Records	113
Second Grade Statistics	57	Poidevin–Gray Shield Records	114
Third Grade Statistics	58	A.W. Green Shield Records	115
Fourth Grade Statistics	59	Veterans Records	116
Fifth Grade Statistics	60	All Time Leading Aggregates	117
Metropolitan Cup Statistics	61	Current Player Career Averages	119
Poidevin–Gray Shield Statistics	62	SUCC Indigenous Youth Academy	121

Chairman's Report

WHILST THE 2021-22 SEASON OFFERED HOPE OF LESS DISRUPTION, THIS WASN'T TO BE WITH A NUMBER OF INTERRUPTIONS AND CONTINUED UNCERTAINTY PLAGUING THE SYDNEY PREMIER CRICKET SEASON.

It was with this backdrop that new Director of Cricket Murray Creed joined; not an easy way to meet the playing group and establish the coaching plans and culture you set out to. My thanks to Murray, Colin and the entire SUCC team for rolling the sleeves up and making the best of all situations.

Despite all efforts, I think it's fair to say that on the park the season didn't entirely live up to the lofty standards we have come to expect. Whilst I will leave others in this report to talk to the details of our season, what I do know is that the plot to better this for next season is already under way. I look forward to seeing some sensational on the back of this work.

Whilst the trophies may not have ended up in our cabinets, there was still some great achievements of note including:

- Charlie Dummer was awarded the prestigious Blue for his 2021 efforts.
- Hayden Ker continued to establish himself at the next level with great seasons for both NSW and the 6'ers, together with a stint as a replacement player in the IPL with Lucknow Super Giants and recently in the UK with Derbyshire County Cricket Club.
- The club is in an even stronger financial position than it has been in the previous years, with a strong balance sheet ready to invest in our future
- The day to day operations are improving year on year under the guidance of Colin and his commercial approach to getting the job done.

We have long been blessed with some of the best coaches in grade cricket. This year was no exception. My thanks to Murray, Nick Larkin, Rhys Williams and Grant Lambert. We are incredibly thankful for your efforts. Special thanks must go to Rhys, Nick and Grant as they move on from SUCC. We wish you all the best for your future endeavours and know you will be enormously successful given your amazing impact on SUCC. Replacing coaches with your quality and ability will not be an easy task.

There are many others who have made an enormous contribution last season that I would really like to thank.

Andrew Wilkinson and Henry Cain - Our Green Shield coaches who did a great job with the future talent of SUCC, some of whom are already making an impact in the lower grades

Phil Logan - Our Chairman of selectors who continues the tough and underappreciated role which this season had even more moving parts given the COVID disruptions and unavailability's.

Oli Zannino - Our Club captain who has taken the role to new levels and was a pleasure to work with throughout.

Viki Stanton - For making game day a breeze and always putting an amazing SUCC foot forward when hosting at No.1 Oval

John Kilford, Russell Cowell and Anand Karuppiyah - Scorers extraordinaire but more importantly great supporters, and often celebrity photographers too! Anand's management of the Green Shield program as always has been superb and we thank him for his countless hours behind the scenes.

Max Bonnell - His amazing work with Milestone Mondays, The 5 things we learned and his enormous contribution to this report. His attention to detail in the Club statistics is phenomenal.

Whilst covered in more detail elsewhere in this report, I did want to make special mention of Liam Robertson's retirement. I was lucky enough to be playing and captaining when Liam joined the club back in 2007. From day one he was a match winner, striking and throwing the ball like no one else. Liam was a great player, but even better club man. He cares deeply about the team, always putting it above himself. Liam also turned into a fantastic leader and captain. Off the park he has given so much. I really respect his thinking and approach to important topics. Robbo, my big thanks for your enormous efforts. I'll never forget your contributions on and off the park and look forward to switching to a golf ball for our future playing together.

Whilst it has always been the case, I have not seen a more giving, engaged and sensational SUCC Board. You have been an absolute pleasure to work with. This is a group of people

that care enormously about the legacy and future of SUCC. I am very thankful for all of your efforts. I did want to offer special thanks to our club Patron, James Rodgers. No one gives more to ensuring our great history is captured and shared, and we are so much better for your efforts James. Also, to Bruce Collins, our President who has been actively working on some exciting future plans for the club's facilities. I am excited to see these take shape over the coming years. But to all of you, my sincere thanks for your time and passion. This passion has inspired me for many years.

Lastly, I would like to pay tribute to two club greats who passed away this year.

Firstly, Alan Crompton who gave an enormous amount to SUCC with over 60 years of service to cricket and SUCC, not to mention his great on field successes. It's hard to imagine how anyone could give more to SUCC than Alan did. He was an enormously welcome face when I first joined the club, and I am very clear just how much of my amazing SUCC experience was due to the hard work and dedication of Crommo. My condolences to Gabby, Jo and all Alan's family. Alan lives on in the hearts of the entire SUCC Community.

And secondly, Surjit Singh Gujral was a sensational supporter and sponsor of SUCC. He was one of the great cricket lovers in Australia, known to almost everyone who has played our great game. I often enjoyed sitting with him at Sujit's chatting all things SUCC whilst waiting for some fantastic dinner. He was generous throughout, cared deeply about the club's success and was responsible for many great occasions where we reminisced about our great game over some incredible Sujit's hospitality. My condolences to Rasan and family on your loss.

This season was my last as Chairman; I have decided to step down and provide room for some renewal. I am very thankful for the enormous support of the entire SUCC community throughout my second tenure as Chair. I leave knowing that the SUCC legacy is strong, important and in good hands both with the current Board and sensational playing group. We are very lucky to have such sensational stewardship in Colin Robertson along with the enormous ongoing support from SUSF, the SCA and CNSW. The challenge for us all is to make sure we make the most of such great fortune, to ensure many more are able to enjoy the great gift that SUCC has given us all.

Sincerely,

Adam Theobald
CHAIRMAN



Office Bearers, Delegates & Officials

Patron	James Rodgers
President	Bruce Collins QC
Board of Management	<p>Chairman: Adam Theobald</p> <hr/> <p>Vice-Presidents:</p> <ul style="list-style-type: none"> • Finance: L Robertson • Operations: T Kierath • Members: A Grant <hr/> <p>General Manager: C Robertson</p> <hr/> <p>Director of Cricket: M Creed</p> <hr/> <p>Honorary Secretary: H Anderson</p> <hr/> <p>Honorary Treasurer: R McElduff</p> <hr/> <p>Foundation Chair: D Miller</p> <hr/> <p>Club Captain: O Zannino</p> <hr/> <p>Delegates to SCA: C Robertson/M Creed and H Anderson Delegate to NSWCA: C Robertson/H Anderson</p> <hr/> <p>Alumni: A Grant/H Anderson</p> <hr/> <p>Indigenous Academy: P Logan</p>
Coaches	<p>Club:</p> <ul style="list-style-type: none"> • M Creed (Head Coach) • N Larkin (1st Grade) • R Williams (Lower Grade) <hr/> <p>Specialists: G Lambert</p> <hr/> <p>Poidevin-Gray: R Williams</p> <hr/> <p>A W Green Shield: A Wilkinson/H Cain</p> <hr/> <p>Manager: A Karuppiah</p>
Captains	<p>First Grade: T Cummins</p> <hr/> <p>Second Grade: H Clark</p> <hr/> <p>Third Grade: J Toyer</p> <hr/> <p>Fourth Grade: A Cowan</p> <hr/> <p>Fifth Grade: S Khalkho</p> <hr/> <p>Metropolitan Cup: H Cain (Gold), J Hennessy (Blue)</p> <hr/> <p>Poidevin-Gray: S Anandarajah</p> <hr/> <p>Green Shield: C Roussos</p>

SUCC Vice Presidents

AGM WHEN FIRST ELECTED

R E Alexander	1969	R Green	1983	A Pearson	1999
H Anderson	1993	J A Grimble	1988	R Pearson OAM	1975
Hon Justice D Armati	1978	W R Hay	2020	MJ Phelps	2019
J Baird	1979	B Hickey	1986	G H Pike	1975
J W Banks	1991	M J Ives	1969	K W Pitty	1996
Dr. P J Beale	1982	P V James	1970	D Quoyle	2001
Adj Prof. M T B Bonnell	1995	Dr T Jenkins	1983	G E Reed	1986
D A Butchart	2009	B Joy	2021	Dr R J Richards	1958
L J Carrington	1978	T W R Kierath	2019	A C Ridley	2020
B W Collins QC	1989	J Kilford	2019	Prof D D Ridley	1976
G Cooper	1990	R J Lamble AO	1957	D Robinson	1970
R Cotton	1971	Dr C Latimer	1986	J F Rodgers	1975
E J M Cowan	2019	E B LeCouteur	1965	P J Rodgers	1990
Dr M J Counsel	1983	R J Lee	1971	G C Russell	1969
T Croft	2008	TJD Ley	2019	J M Saint	2019
A B Crompton OAM dec'd	1968	M G L'Estrange AO	1976	Dr P Sanders	2021
D Cheever	1997	P W Logan	1990	G J Scahill	1972
M Dickens	1983	G B T Lovell	1990	D D Scanlan	1970
B M Druery	1975	P H T Lovell	1965	P H Scanlan AM	1968
C A Elder	2020	P Mackay	1983	Dr D Scott-Orr	1958
J G Erby AM	1962	C I M McRae	1981	M F Sewell	1980
J H Everett AO	1964	G J Mail	2019	A D Shaw	1990
A J Falk	1974	J Malicki	1973	J B Spence	1975
M C Farrow	1995	G R J Mathews	2019	S Stanton	2019
I E Fisher	1970	I Moran	2019	R H Storey	1972
I W Foulsham	1970	D C V Morgan	1982	R J Thomas	1969
Peter W Gray	1981	T Murphy	1995	Dr C J Tomko	1995
Phil G Gray	1992	P B Murray	2020	J R White	1981
Phil J Gray	1989	Mr Justice P J Newman+	1965	E G Wiles	1996
S Gray	2001	M B Pawley OAM	1967	G R Wilson	1978

SUCC Life Members

AGM WHEN NOMINATED

D A Butchart	2010	M C Farrow	2005	G H Pike	2014
L J Carrington	2014	I E Fisher	1999	D Quoyle	2007
B W Collins QC	2003	I W Foulsham	2003	Prof D D Ridley	1996
E B Le Couteur	1996	G Harris	2008	J F Rodgers	1996
A B Crompton OAM dec'd	1983	P W Logan	2007	G J Scahill	1977
M W B Faraday	2017	G J Mail	2017	A F Theobald	2015

Vice President (Finance) Report

PLEASE FIND ENCLOSED FINANCIAL REPORTS FOR SYDNEY UNIVERSITY CRICKET CLUB'S (SUCC) 2022 ANNUAL REPORT. IN THE 12 MONTHS TO 31 MAY 2022 THE CLUB RECEIVED REVENUE OF \$299,195 (DOWN FROM \$352,627 IN THE 2020/21 YEAR) AND INCURRED EXPENSES OF \$307,628, LEAVING A DEFICIT FOR THE YEAR OF \$8,433.

The comparative result for 2020/21 was a surplus of \$78,600. The club continues to be in a strong surplus position at the end of 2021/22 with a total consolidated surplus of \$172,606, in line with the \$100,000 balance Cricket NSW recommends clubs holding.

Total expenses increased by \$33,601 YoY. Specifically, Government subsidies relating to Covid reduced \$10,000 YoY. The club also made \$12,500 worth of infrastructure investments during the season further contributing to the expense increase.

As a board we are committed towards strengthening our financial position, as we look to invest in the growth of the cricket club both on and off the field. We have successfully navigated through a period of uncertainty across the last two seasons and thankfully have maintained funding levels from valuable supporters of the club. Grants and allotments did reduce \$40,000 YoY due to the strategic decision to re-invest our foundation distribution.

We are still facing ongoing challenges around ground availability and access, therefore maintaining a surplus is crucial to ensure we can prolong and maintain the high standard of facilities we currently observe, whilst also being able to capitalise on any opportunities should they arise.

The University of Sydney continues supporting the student activities, especially the sporting clubs. The Club wishes to thank the University for this, as well as all our other club sponsors and supporters. Heading into season 2022/23 we are excited by the opportunities that lie ahead, particularly the official launch of our academy program.

Congratulations to all members and supporters for another successful season and we look forward to many more to come.

Liam Robertson
VP FINANCE



Financial Statements

Income & Expenditure Statement

For the year ended 31st May 2022

	2021/22 Actual \$	2020/21 Actual \$
Consolidated surplus/(deficit) at 1 June	181,039	102,439
Income:		
Grants/allotments	163,135	203,135
Sponsorships	35,500	43,500
Fundraising & Social	34,850	39,180
Cricket Operations	65,710	66,812
Total Revenue	299,195	352,627
Expenditure:		
Fundraising & Social	40,592	45,068
Cricket Operations		
- Coaching Program	115,792	106,800
- Match Day	27,620	33,204
General Administration	123,624	88,955
Total Expenditure	307,628	274,027
Surplus/(deficit) for year	(8,433)	78,600
Consolidated surplus/(deficit) at 31 May	172,606	181,039

General Manager's Report

THE START OF SEASON 2021/22 WAS ALWAYS GOING TO BE A CHALLENGE WITH NSW HAVING BEEN IN LOCKDOWN DUE TO COVID-19 SINCE 21 JUNE. THE CONTINUOUS OUTBREAKS OF COVID-19 AND THE IMPACT OF THE LA NINA MADE THE 2021/22 SEASON A CHALLENGING (ALBEIT ENJOYABLE) ONE.

My thanks and appreciation go out to our new Director of Cricket Murray Creed. Muzz started on 1 June and began with the standard familiarisation meetings around all SUSF departments. He then began the important process of meeting our playing group, which was interrupted by the lockdowns imposed that started in late June. Muzz kept the wheels in motion and continued meeting the group through Zoom and calls. When limited number groups were permitted, he travelled to council grounds to meet the players and help them kick off their preseason training. Rhys Williams, who was in his second year with the club, was a great help in the situation and I'd like to extend my thanks to him for his contribution over the last two seasons and wish him good luck as he moves forward with his career and takes over as 1st XI Coach at Riverview College. Rhys will be missed by all at the club.

Nick Larkin also helped tremendously with the preseason challenges and has been the injection to our coaching program the club needed. He brought an added professional approach to training at the higher level. We thank him for his efforts and support his decision to step back and concentrate on his on-field performances in 1st Grade in the coming season. During Nick's absence playing in the BBL, Darius Visser was engaged and proved very popular with the playing group and added value. Thanks Darius, it was great to have you back involved with the club.

As a result of the disruptions experienced this season, our board made the decision to discount the playing members fees. This initiative was very well received by the players. My thanks go out to Adam Theobald and all the board members for their support during the year and their direction in navigating the challenges of the season.

I would like to make special mention of Adam Theobald who is stepping down from his role as Chairman of the Board,

a position he has held since 2018. Adam has contributed a huge amount to the Club since his playing days and his leadership of the Board and all aspects SUCC have been exemplary. He leaves the Board and Club in a position of strength. I thank him in particular for his patience and advice in transitioning myself into the General Manager role back in 2019. His extremely worthy successor Mark Faraday, very well known by the Club and SUSF, steps into the Chair in August and I look forward to working with Mark in the years ahead.

Our registration numbers were strong with the student numbers increasing slightly on the previous year. A new trend we observed during this season was the return of a higher percentage of Green Shield players than in previous seasons. This trend is an exciting one for the club and one, which helped to bolster the lower grades and allowed us to continue fielding two Metropolitan Cup sides. My thanks must go to the Captains of our Metro Blue and Gold Teams, Jack Hennessy and Henry Cain, for their commitment throughout the season.

Our sponsors for the season remained unchanged with FDC Construction and Fitout committing to a second 3-year term as a Platinum Sponsor to both the Universities Womens Cricket Club and SUCC. Henry William Lawyers continued their valuable 2 Day partnership and The Toxteth Hotel in Glebe increased their exclusive training and after match Club venue support. We thank all our sponsors for their continued commitments and support, particularly given the challenges they would have faced during the season. In particular, I'd like to make a special mention to Surjit's Restaurant who were also on board again this year. They produced a magnificent Christmas Party meal, with Surjit himself overseeing the service at No.1 Oval. Unfortunately, we received the news that Surjit had passed away suddenly on 20 April 2022. Surjit was a true legend of the Inner West and the cricket community. He was a great man and his longstanding support of the club will never be forgotten.

My sincere thanks must also be given to our Green Shield management of Anand Karupiah, Andrew Wilkinson and Henry Cain for the many hours they invested in the team throughout the season. Although our results weren't where we would like them to be, the team showed improvement when compared to previous seasons. Their competitiveness,

spirit and camaraderie were fantastic and the support offered by parents of the players did not go unnoticed and was greatly appreciated.

To our club captain, Oli Zannino, who has been outstanding throughout the year, I say thank you. You have been a pleasure to deal with throughout the season. To the engine room of the club, our volunteers, made up of all our captains, who dedicate many hours, not only on field but also behind the scenes with selections and managing the playing group. To our scorers, John Kilford and Russell Cowell, players who assist at functions/match days and last but by no means least, Viki Stanton, for her world class match day management, I thank you all for your huge contributions to the club during the 2021/22 season.

On a sombre note, the club has witnessed the passing of seven of our valued past members whose obituaries appear in this Annual Report. Our thoughts and condolences go out to all the families of these fine men.

As you may all know, many men and women make invaluable contributions behind the scenes that help shape the culture of the club and the experiences of those involved in the club. To Max Bonnell, James Rodgers, Hartley Anderson, Bruce Collins - your time and efforts are noticed and appreciated by all involved in the club. Thank-you for your efforts during this season.

Lastly, I would like to thank Ed Smith and his entire staff for their support and direction throughout the season. We are extremely lucky to have Sydney University Sport and Fitness as the platform from which we operate the club.

Wishing you all a relaxing off season and I look forward to the 2022/23 season and striving to add to our silverware tally across the grades.

Colin Robertson
GENERAL MANAGER



Director of Cricket Report

BEING MY FIRST YEAR AT THE CLUB I'VE BEEN AMAZED AT THE FACILITIES AND OFFERINGS THAT THE PLAYERS AT SYDNEY UNIVERSITY CRICKET CLUB (SUCC) ENJOY. SYDNEY UNIVERSITY SPORT AND FITNESS AS WELL AS CURRENT AND PREVIOUS SUCC BOARD MEMBERS AND ADMINISTRATORS CAN TAKE THEIR HATS OFF FOR THE SERIOUSLY IMPRESSIVE CLUB THEY HAVE BUILT FOR ASPIRING PLAYERS.

Most people in Sydney Grade cricket would agree that due to the impacts of covid and wet weather, 2021/22 was one of the most challenging and disruptive seasons one can remember.

Behind the scenes the ground staff, coaches, captains and Colin went above and beyond to make training, fielding teams and playing fixtures possible. On behalf of the club, I would like to thank them for their outstanding efforts.

This year SUCC finished 5th in the club championship. Highlights of the season were 1st grade winning the T20 Thunder competition and making the Kingsgrove Sports T20 final. Ultimately, we finished runner-up to Randwick CC. Our 2nd grade performed strongly this year bowling out in the quarter finals. Under Josh Toyer and Ash Cowan the 3rd and 4th grade teams had strong years and made the semi-finals. In both cases wet weather impacted their fixtures preventing a standard contest to push for grand final berths. The SUCC Metro Gold team under Henry Cain played very well this year finishing top of the ladder in the regular season. They also had their finals push weather affected. Our Metro Blue team managed 8th position on the ladder.

Rhys Williams, Andrew Wilkinson, Henry Cain and Anand Karuppiah put in a fantastic effort with our Green Shield and Poidevin Grade teams. Although the results were not at the top end of the table, the club has plenty of talented and keen youngsters who will develop over time.

Special mention must be made of Hayden Kerr, Liam Robertson and Rhys Williams. Rising through the grades at SUCC, Hayden had an outstanding BBL campaign with the Sydney Sixers and performed well for NSW making his 1st class debut.

Liam has decided that the 2021/22 season will be his last after 17 years at the club. Liam had an outstanding season in 1st grade and was instrumental in our strong T20 campaign. As our assistant and PG's coach, Rhys will be taking up a post at Riverview where he teaches. Rhys performed a magnificent job often putting in more than was required. He will be sorely missed and everyone at the club is very grateful for his contribution.

SUCC has captains that put in an extraordinary amount of effort and care in running their teams. The challenges of running a team where magnified this season due to Covid. The constant reshuffling of team lists due to Covid pull outs greatly increased the tasks involved in running teams. To this end the captains deserve credit and thanks!

As chairman of selectors, Phil Logan did an outstanding job. In the end of year survey, it was indicated that the vast majority of players considered selections to be fair and that decisions were well communicated.

An important goal for the club last season was to ensure the Elite Athlete Program was working well and provided value to participants. At most Wednesday skill sessions there were always between 2-3 coaches (Grant Lambert, Nick Larkin and myself) assisting players individually and in small groups. No other club that I'm aware of offers this personalised assistance from high level coaches. On average approximately 10 players would attend these sessions weekly. By bringing in Mark McInnes (spin specialist), the EAP and top squad players had access to specialists in batting, fast bowling and spin.

The Strength and Conditioning sessions run on Monday and Wednesday mornings were well attended and overseen by Ed Arnott who deserves credit and thanks. Ed also assisted warmups on multiple occasions and that professionalism was greatly appreciated.

Personally, and on behalf of the club, Colin Robertson deserves a huge thanks. In my role I've witnessed time and time again how he goes above and beyond to help players in the club and make sure SUCC runs smoothly.

Going into 2022/23 the club will look to improve on their 5th placing in the 2021/22 club championship and hopefully bring home some silverware. A more normal preparation is in the horizon where warm-up games, a proper pre-season and uninterrupted training sessions are things everyone is looking forward to.

Murray Creed
DIRECTOR OF CRICKET



Nivek Tanner vs Bankstown Semi Final

Foundation Report

THE CLUB'S WEBSITE CONTAINS LINKS TO DIGITISED RECORDS OF THE CLUB'S ANNUAL REPORTS DATING BACK TO 1878, BY WHICH TIME IT WAS SAID THAT "IT CAN SCARCELY BE DENIED THAT THE CRICKET OF THESE COLONIES HAS NOW REACHED A POINT AT WHICH IT IS LITTLE, IF AT ALL, INFERIOR TO THAT OF THE OLD COUNTRY".

For those interested in the foundation you can skip forward through the 'Old English' to 1989, by which time there were no longer questions of inferiority as our colony had won the Ashes in the motherland 4-0. It was also the year that the foundation was launched at the University's Great Hall while celebrating the club's 125 year anniversary.

At the time it was said: "Most importantly, the Foundation is placing the Club on a strong financial footing at a time when Grade cricket is under the continual appraisal. It is extremely important that the S.U.C.C. be a strong financially viable club, active and efficient within itself, and able effectively to take on its wider responsibilities to Cricket generally."

But by 1997, as James Rodgers refers in his president's report "Sydney University was to be one of four Clubs to be either "repositioned" or "relocated" in the Shires competition or "amalgamated" or "merged" with other Clubs". "It was then that the Club's Reinstatement Committee began its extraordinary work."

A year later and pleasingly, the NSW Cricket Board had decided to reject its Strategic Plan and retain Sydney University in the Sydney Grade competition. The season after that was to see the introduction of a cricket program to lead Sydney University's rise as one of the premier cricket clubs in Sydney.

The foundation's fundraising efforts were critical to this survival and have provided a backbone for success in the years since. In those years the club has won the club championship on four occasions, the first grade premiership on six occasions (as well as three limited overs titles), the second grade premiership on seven occasions and thirteen premierships from 3rd to 6th grade and PGs. The club now boasts an elite cricket program which rivals some professional setups.

In April, I met with Ted Le Couter who was the inaugural chair and founder of the foundation. He provided some context and shared how necessary it was for the club to have a firm financial footing during times where the club's future was less certain.

I thanked Ted for everything he had done to setup and drive the foundation for its first 15 or so years. I also shared and am pleased to report that in this year's annual we report assets in excess of \$1m for the first time.

I declare this and in doing so wish to congratulate Ted and thank the Foundations contributors, in particular our Patrons, Trustees and Life members for achieving what was set out to be done - "to initiate the acquisition of a significant capital amount which, on investment, will provide the Club with an income to assist it to achieve its aims".

This does not mean we stop here.

We've not yet reached our full potential.

Our great club can achieve and contribute so much more to this great game of cricket. The capital raising program was never intended to be a one off event, but to extend into the future enabling the fund to continue to increase over time.

I also note that the club's board has elected not to receive an allotment from the foundation this year based on its current position of surplus. Instead, the funds will be retained in the foundation, invested and available for use as deemed necessary at a later date. It is likely that there will be some significant infrastructure projects in the next decade.

I sign off this annual report with several asks:

1. To all of the players who benefited and lived through the glory years since the club's first club championship in 2000-2001, it's time to reflect on this period as a great time in our lives where we were part of something special and give back through the foundation.
2. To all of the current players, I urge you to make a modest annual contribution and become members of the foundation while you enjoy being an active participant in the club and writing our new history.

3. It's time for a tour. Again, to the current players, touring has been customary at our club and this dates back to those early records as players set off to the far away colonies such as Orange and Murrumbidgee (Wagga Wagga) for annual country matches. In more recent times (1997, 2001, 2005, 2012 and 2015) the club has toured overseas and these tours have been supported by the foundation. With the cancellation of the planned 2020 tour, the club is again well overdue. I guarantee an overseas tour will create the fondest of memories you have during your time at the club. A great part of the enjoyment too will be organising one.

Information about how to donate is included alongside this report. This process has been simplified and is very straightforward to make a tax deductible donation online.

About the Foundation

The foundation has been providing substantial financial support to the Sydney University Cricket Club for more than 30 years, with a current focus on infrastructure funding to ensure the club has access to grounds and facilities of the highest possible standard. We will also continue to support the club's other pursuits, including overseas tours, community efforts like the indigenous cricket program and funding named scholarships.

The Cricket Club's foundation is a division of the University of Sydney Sports Foundation, which was established in 2005 and is dedicated to ensuring the on-going viability and sustainability of sport and sporting success at Sydney University. The University of Sydney Sport Foundation council meets four times each year and has representation from six sporting club divisions, as well as a scholarships division, capital works division and general sports division representing all clubs without their own division.

The Foundation enables benefactors to receive tax deductions for all donations in support of their principal sporting interests, meaning that a gift can be made directly to the cricket division, which is then available to the club to use, either as specified by the donor, or at the club's discretion if not specified.

Donations made to the cricket division were historically held in perpetuity, meaning the capital will never be spent and only earnings will become available to the Club. Today, there is an increasing need to raise funds which are able to be used in the short term for the Club expenditure, so unless you direct us in writing that your donation is to be held in perpetuity, or for a specific purpose, it will be applied as we determine, with the focus on infrastructure projects that ensure we can provide the playing and training facilities we need to secure the Club's future


Dave Miller

CHAIRMAN



To donate please scan the QR Code to fill in the editable form and return via post or click on the link below to proceed to the USSF platform and donate directly. We appreciate your support.

<https://bit.ly/3ccswxa>



Foundation Report

Financial Statements

Income & expenditure statement for the USSF - Cricket division

For the period ended 31 December 2021

	2021		2020	
	\$	\$	\$	\$
Income:				
Donations	23,700.00		23,655.00	
Investment Income	41,055.00	64,755.00	39,215.02	62,870.02
Expenditure:				
*Grant to SUCC not drawn in FY 2021	-	-	53,750.00	53,750.00
Surplus/(deficit)		64,755.00		9,120.02
Total Market Y/E Value of Fund		1,120,122.41		943,528.87

** \$18,750 Scoreboard donation not drawn in FY 2021



Max Hope and Rex Greaves after seeing the team home



Kevin Jacob

SUCC Foundation Members

Patrons

- AJ Bartley SC
- Prof. MT Bonnell
- J Clarke (in memory of DS Clarke AO +)
- BW Collins QC
- RL Cowan
- JH Everett AM
- B Lambert
- EB Le Couteur
- GH Pike
- RJ Woodfield +
- GBT Lovell
- PHT Lovell
- S McElduff
- H McKay
- RC Mesley +
- FFC Munro
- T Murphy
- J Murray
- Dr T Nevell +
- M O'Dea AM
- Dr DD Ridley
- JF Rodgers
- RAC Rogers +
- D Sanders
- PH Scanlan AM
- MF Sewell
- Dr GS Smith +
- A Sullivan QC
- JP Sullivan +
Sydney Uni Veterans CC
- A Theobald
- RJ Thomas
USA Foundation
- Judge WDT Ward +
- EG Wiles
- Sir Bruce Williams KBE +
- W Caisley
- MA Chambers
- JA Chapman AM +
- DC Cheever
- PJ Cockcroft
- GB Connor
- MC Corlette
- RB Corlette
- EJM Cowan
- DAJ Cozens
- DR Cristofani +
- CA Cristofani
- R Crittenden
- P Cross
- MG Dawson
- FH De Carvalho +
- R De Carvalho
- DAT Dickins +
- A Dietsch
- B Druery
- D Dwyer
- AG Edgar +
- P Edwards
- CA Elder
- Dr DG Emery
- NA Emery +
- WI Enright
- AJ Falk
- IE Fisher
- R Giles
- PN Glenton
- G Goodsir
- N Gordon
- RAI Grant AM
- Dr D Grattan-Smith
- Peter Gray SC
- PG Gray
- PJ Gray
- PH Greenwood
- JA Grimble
- P Grimble
- MA Groves
- Dr M Guinness
- Hon. Justice RV Gyles
- Dr S Harbison
- MM Helsham AO QC +
- GF Henville +
- G Humby
- P Jackson
- PV James
- Dr T Jenkins
- P Jenkyn
- RG Johnston
- SE Judd
- G Keighran
- T Kierath
- PW Knight
- J Kuner
- MG L'Estrange AO
- P Langdon
- R Lange
- RS Laurie
- M Le Lievre
- HM Learoyd
- A Little
- PW Logan
- Dr DH Loxton
- JH Loxton
- AM McCredie
- RM McCredie
- I McCristal +
- GC McEachran
- Dr JW McGarity
- D McInnes
- SH McKell +
- Dr P McLaughlin
- Dr D Meintjes +
- DS Miller
- Dr TA Mitchell
- DCV Morgan
- Dr DV Moss
- R Mulready

Trustees

- RO Albert AO
- Dr MJ Counsel
- AB Crompton OAM
- RJ Lee
- The L'Estrange Family
- RJ Lamble AO

Life Members

- H Anderson
- RA Brierley
- P Burgess
- W Cammack
- Dr AL Cash
- G Cooper
- ER (Tom) Dodd
- BS Elliott
- JGW Erby AM
- M Farrow
- IW Foulsham
- Dr DG Fox +
- SS Gujral
- MJ Hawker
- Justice JD Heydon AC
- D Howell
- B Joy
- Dr C Latimer
- JW Laurie (in memory of JR Hoyle & NL Corkhill)
- JG L'Estrange
- WM Allworth
- Judge D Armati
- P Armitage
- KW Asprey QC +
- K Bangs +
- J Banks
- Judge RTH Barbour QC +
- Dr PJ Beale
- Chief Justice A Bell
- A Betts
- S & E Bland
- D Bryant
- Prof. AD Buckingham +
- ME Caisley
- WI Enright
- AJ Falk
- IE Fisher
- R Giles
- PN Glenton
- G Goodsir
- N Gordon
- RAI Grant AM
- Dr D Grattan-Smith
- Peter Gray SC
- PG Gray
- PJ Gray
- PH Greenwood
- JA Grimble
- P Grimble
- AM McCredie
- RM McCredie
- I McCristal +
- GC McEachran
- Dr JW McGarity
- D McInnes
- SH McKell +
- Dr P McLaughlin
- Dr D Meintjes +
- DS Miller
- Dr TA Mitchell
- DCV Morgan
- Dr DV Moss
- R Mulready

- Judge TFM Naughton +
 - GC Needham +
 - BS Nicholson
 - J Niesche
 - RY Norton +
 - MW O'Sullivan +
 - PW Pathirana
 - MB Pawley OAM
 - K Pitty
 - FW Pratt
 - GE Reed
 - Dr RJRichards
 - DC Robinson
 - PJ Rodgers
 - Dr C Rogers
 - GJ Scahill
 - DD Scanlan
 - Dr D Scott-Orr
 - MFK Sewell
 - PL Sharp
 - AD Shaw
 - PD Short
 - P Somerville
 - P Southwell
 - A Spencer
 - Dr F Stening
 - Sir George Stening +
 - G Swords
 - Justice ARN Talbot
 - WR Thompson
 - Dr CJ Tomko
 - Dr MA Tonkin
 - TA Tonkin
 - P Towzell
 - J Toyer
 - BH Travers AM OBE +
 - Dr FB Wagner
 - DB Walker +
 - R Webber
 - R White SC
 - Prof.S White AM
 - CJ Whittaker
 - AGC Wiles
 - REW Wiles
 - K Wilkinson
 - R Wilkinson
 - ME Wilson +
 - IG Wilson
 - PR Wood
 - PC Wynn
 - Dr EJ Yarad
- Subscribers & Undergraduate Members**
- AJ Abadee
 - J Allingham
 - R Amos
 - JA Angus
 - D Baffsky
 - JR Blackman
 - M Bland
 - PML Blazey +
 - JM Boulden
 - J Brewster
 - B Brock
 - JD Brockhoff OAM +
 - M Bullivant
 - D Butchart
 - G Butler
 - G Calloway
 - G Carroll
 - IC Carroll
 - N Carter
 - M Charrett
 - J Conomos
 - T Cowan
 - DA Dawson
 - MG Davison
 - J Dettman
 - MR Dickens
 - Sir Talbot Duckmanton CBE +
 - J Dunlop
 - Dr R Dunlop +
 - A Eastcott
 - A Elbourne
 - J Ellis
 - GGW Erby
 - M Evans
 - G Fitzsimons
 - T Forde
 - AG Frost
 - P Garrett
 - SJ Gray
 - L Hartman
 - J Hennessy
 - L Hennessy
 - B Hickey
 - Dr S Hicks
 - WA Higgs
 - R Hooke
 - H Hughes
 - MM Ivanchenko
 - MJ Ives
 - M Kelly
 - R Kelly
 - MR Kent
 - J Kirrane
 - JR Kitto
 - W Knight
 - MJ Le Couteur
 - J Leekan
 - P Leroy
 - Lifestyle Solutions
 - R Lucas
 - S Malouf
 - Sir Eric McClintock QBE +
 - CT Morrow
 - J Motum
 - P Mulvaney
 - P Murray
 - JA Newman
 - JK O'Sullivan
 - A Packham
 - S Pardy
 - A Pearson
 - Dr A Pfeifer
 - Colonel PH Pike +
 - RM Radford AM +
 - NGH Raffan
 - A Ridley
 - G Russell
 - MJ Sainsbury
 - S Sayers
 - GJ Seib
 - G Sheruun
 - G Sherwin
 - D Simpson +
 - A Smith
 - B Smith
 - G Smoker
 - P Stanbridge
 - NC Stokes
 - RH Storey
 - Sydney University Hockey Club
 - R Theobald +
 - J Tomko
 - JS Topper
 - R Tullock
 - Dr ND Vitharana
 - Dr BK Walder +
 - R Walsh
 - T Watkins
 - JW Weight
 - JGB Westphalen +
 - J Wheeler
 - B Wood
 - S Wood
 - F Yeates +

Club Captain's Report

SYDNEY UNIVERSITY CRICKET CLUB COMPETED IN YET ANOTHER REMARKABLE CRICKET SEASON ACROSS 2021/22. DESPITE NEW DIRECTOR OF CRICKET MURRAY CREED ENTERING THE CLUB AROUND LINGERING COVID CONCERNS, THE PLAYERS BOUND TOGETHER IN WHAT WAS AN UNFAMILIAR, DELAYED START TO THE SEASON AROUND AUGUST 2021. THE UNCERTAIN ROUND 1 DATE DID NOT DISSUADE THE PLAYERS FROM PUTTING IN SOME STRONG PRESEASON EFFORTS, AND IT WAS REFRESHING TO SEE SOME NEW AND RETURNING FACES AROUND SYDNEY UNI AFTER SOME TOUGH MONTHS IN LOCKDOWN.

The shorter-form focus of the 2021/22 season was what immediately stood out when the Sydney Grade Cricket draw was released. The players quickly realised that a revised cricketing approach for the upcoming season was required to excel in the one-day format, and carried this into their training habits. The Club's typically patient batsmen brought a sense of flamboyancy into the nets, and previously long-toiling bowlers came with unseen variations to centre wickets.

After a successful Season Launch at the Toxteth Hotel, the players began to focus on performing well during their upcoming Saturdays and Sunday games. However, one thing limiting players' cricketing intentions was the impact of La Niña in what was the wettest season in some time. Nevertheless, players, team captains and the Sydney Uni ground staff navigated the large amounts of rain in various rounds, and should be commended for their efforts in allowing some good quality cricket to be played.

We were thrilled to see both new and old SUCC names appear on scorecards across the grades. Gauci (x2), Roussos and Wikramanayake made their batting prowess known early around the group, while Malone, Manners and Tate reaffirmed themselves as powerhouses with the ball in some of the early rounds of the season. And let's not forget Club favourite Jazz Rinka's debut 100 for the Club in 5th Grade v Sutherland in Round 5! Fascinating watching Jazzy turn into a batting

all-rounder and we were all so happy for the great man. The reception when he rolled in to the Sunday 1st Grade T20 the day after was something to behold.

The Club was very thankful to have its Christmas Party on Uni #1 catered by Surjit's Indian Restaurant. This was a fantastic evening with the scoreboard showing the night session of the Adelaide Ashes Test and the food first-class. The SUCC spirit was on full display during this night and it was terrific to see Clubmates from all grades enjoying each other's company. Nights like these reminded each of us why it is so special to be a part of the SUCC community.

Moving past the Christmas break, no doubt one of the highlights of the season was the Uni Army rallying in its support for the 1st Grade T20 side as they reached the back end of their finals campaign. With a few premature meetings, the Army properly kicked into gear on Australia Day. Dummer's three consecutive sixes (with a Jack Hill crowd catch from thin air) lifted spirits among the supporters before the Army was taken aback by Liam Robertson in what was one of the most thrilling finishes to a T20 game we had seen. The Army then marched on to the Tox to cheer Hayden Kerr home in his unbelievable match-winning 98* to place the Sixers into the BBL final, and we thank the Tox for their comprehensive infrastructure acoustics in preventing any nearby noise complaints.

Although falling short in the one that counted, the turnout from the Army, parents and supporters in the T20 Grand Final at Uni #1 was truly special, and we commend everyone who attended this game on the atmosphere that they created. Remarks from SUCC veterans about this day being 'the best turnout at a Sydney Uni home game' were being thrown around and it was an amazing day to be a part of.

Some back-end highlights of the season included a dominant sweep of the Ghosts as well as twin centuries by Cummins and Litchfield in their respective victorious efforts. Although the rain prevented some cricket to be played, we had a respectable 4 teams through to finals, with 3s and 4s doing the Club proud and both bowing out in tough Semi-Final exits. Special mention to these two teams led by stalwarts Josh Toyer and Ashley Cowan who showed the Club how a mixture of experience and youthful exuberance is the perfect formula to winning

games of cricket. There are some very exciting prospects from these two sides and we look forward to following how these players evolve in their careers at SUCC.

While no silverware was attained this season, we turned our attention to another celebration once the season had concluded. Liam Robertson – one of Sydney Uni's finest ever cricketers – had unfortunately called time on his cricketing career, and the end of season Awards Night was a fitting farewell for Robbo. Above all of his exceptional statistics, we will deeply miss Robbo's experience, presence and competitive nature among the playing group. On behalf of all the players, we thank you Robbo for your commitment to SUCC and the countless hours you have put in to make this Cricket Club a better place.

I would also like to say thank you to the engine room of SUCC that do so much behind the scenes to make it the great Club we all love. To the coaching staff, Muzz, Rhys and Nick, your diligence towards helping the playing group improve their cricket is one of the key reasons we turn up to training. To John Kilford and Russell Cowell, without your ever-reliable scoring efforts on Saturdays and Sundays, game days would not run anywhere near as smoothly. To Viki Stanton for your first-class hospitality at Uni #1, always greeting everybody with a smile on your face. To Liam Ferreira for doing an exceptional job in running the SUCC social media accounts. And to the Board and Chairman Adam Theobald, your unwavering support across the season does not go unnoticed. To these key people, I say a big thank you on behalf of the entire playing group.

Lastly, I would like to thank you to our outstanding General Manager Colin Robertson who has been an absolute pleasure to work with this year. Col is genuinely invested in the success of the Club and there is no one I think more appropriate to lead SUCC from the top-down. He does so much to get us playing cricket on the weekend and we are all so grateful of your support so Col, a big thank you from each and every player at Sydney Uni.

It has been an incredible honour to be Club Captain of SUCC this season; a Club of immense history and success that plays the game in the correct spirit. It is truly a special community and I look forward to next year's playing group upholding these values and continuing the great achievements that this Club is so well regarded for.

Oli Zannino
CLUB CAPTAIN



Club Championship - 2021/22 Ladder

CLUB CHAMPIONSHIP		
RANK	CLUB	POINTS
1	Northern District Cricket Club	1613
2	Mosman Cricket Club	1457
3	Manly Warringah District Cricket Club	1393
4	St George District Cricket Club	1196
5	Sydney University Cricket Club	1157
6	University of NSW Cricket Club	1142
7	Eastern Suburbs Cricket Club	1099
8	Parramatta District Cricket Club	1077
9	Randwick Petersham Cricket Club	1066
10	Bankstown District Cricket Club	1032
11	Gordon District Cricket Club	982
12	Western Suburbs District Cricket Club	947
13	Sutherland District Cricket Club	913
14	Sydney Cricket Club	913
15	UTS North Sydney Cricket Club	892
16	Penrith Cricket Club	665
17	Hawkesbury Cricket Club	644
18	Blacktown Mounties Cricket Club	594
19	Fairfield-Liverpool Cricket Club	547
20	Campbelltown Camden District Cricket Club	426

1's Squad season launch



Great take by Club Captain Oli Zannino



First Grade Report

THERE WERE FLASHES OF BRILLIANCE BUT ULTIMATELY THE SEASON WAS UNDERWHELMING FOR THE 1ST GRADE SIDE, FINISHING 8TH PLACE ON THE BELVEDERE CUP LADDER AND RUNNERS UP IN THE T20 COMPETITION. NEVERTHELESS, IT WAS AN ENJOYABLE AND HAPHAZARD SEASON, DUE TO COVID AND RAIN.

The pre-season was punctuated with COVID restrictions from early July right up to the delayed start in early November. During the peak, restrictions included not being able to train indoors, not being able to travel beyond 5kms from home and not being able to train in groups of more than two. These restrictions eased over the months, and we were able to have a trial game before the opening round on the 6th of November.

Due to the delayed start and risk of players getting COVID between weekends, the season proper was to be primarily made up of one-dayers with four games scheduled as two-dayers (which was further reduced to two games due to a spike in COVID cases in early January). There would be no one-day finals and the T20 season was minimally impacted.

The team started the Belvidere Cup season with three losses out of the first four games and we were unable to claw our way back into contention from there. We finished the season at 8th on the ladder and ranked 8th in the quotient which provides a fair reflection of how we performed. With the exception of our spinners, we were not good enough with the bat or ball to challenge the best teams in the competition. Whilst it was disappointing overall, we had our fair share of highlights across the season.

The North Sydney one dayer before Christmas was as an exciting win as you will see. Chasing 302 at North Sydney oval, Liam Robertson's 89 (67) gave us a fighting chance before McElduff (74* off 71) was joined by debutant and club captain, Oli Zannino. Oli was rotating the strike before proceeding to hit 3 sixes to finish the game in the 49th over and finish with 33* off 16. Remarkable.

The Bankstown win was a trademark Students' performance. In the only two-day game of the season, a rain impacted first

day saw us sent into bat in bowler friendly conditions where we were able to come away largely unscathed. Day two saw much better batting conditions and we were able to increase the scoring rate due to having wickets in hand to declare 5/292. The bowling unit grafted away, had the run rate in control but were a wicket or two behind being on top. An inspired Dugald Holloway spell ripped through the lower order and Bankstown were holding on for a draw with one wicket in hand. With three overs left in the day and the sun fading rapidly, Devlin Malone got one to bite, the edge was caught and pandemonium ensued.

The T20 competition was where we had the most success in the season, primarily on the back of our batsmen being able to increase their scoring rate. We remained undefeated up until the grand final before succumbing to Randwick-Petersham at No. 1. The T20 semi-final against Parramatta was one for the ages. Chasing 191 at the innings break, even the most ardent Uni army member would have thought they might actually go to work the next day. This changed quickly due to powerhouse innings' from Larkin and Dummer at the top of the order. Robertson came in at number three and prevailed to clear the front leg numerous times. Requiring 10 off the last over, a Robertson six and a couple of scrambled two's saw us home with one ball to go. Epic!

Individually, there were a couple of standout players. Hayden Kerr had a breakout year in first class cricket to win the NSW one day and Sydney Sixers player of the year. An outstanding credit to his work ethic, inner belief, confidence and willingness to chase dreams. I think the Toxteth pub are still fielding noise complaints after Hayden's match winning innings in the BBL semi-final and we all look forward to see what comes next!

Devlin Malone loves taking wickets! Devlin took the most wickets in the competition and is continually improving his game, be it the introduction of a ball that comes out the front of the hand, an increased level of guile or being able to bowl deeper overs in white ball games. Ryan McElduff's spin bowling and Charles Litchfield's entry into 1st grade were also exciting developments across the season.

Whilst I am still having closure issues over it, Liam Robertson has hung up the boots to finish as one of the most distinguished Sydney University players across its rich history.

A record breaking 60 finals appearances tells you what you need to know about how Liam went about it. Competitive on the field, passionate in the dressing rooms, a hard-hitting batsman, crafty with the ball, a gun-shot like throw and one of the best cricket brains I know. You will be sorely missed when we run out for round 1 next season but your team first approach and passion for the club will be a legacy for many years to come. We hope you enjoy plenty of rounds of golf and look forward to seeing you and Fi down at Uni Oval No. 1.

I'd also like to thank club coach, Murray Creed, for your hands on approach, enthusiasm and commitment across the year in what was challenging circumstances at times. Thanks to First grade player-coach, Nick Larkin, whose passion for the club and the development of its players is unrivaled. John Kilford, thank you for your contributions, be it scoring, taking photos or running the nets. You are an integral part of the team and we love having you around. To Adam, Bruce, Colin and the board, thank you for providing such a stable and broad platform to be able to improve and enjoy our cricket. Last but not least, I'd also like to thank Rhys Williams and Liam Ferreira for your contributions to the club in your coaching and media roles respectively. Looking forward to next season!

Tim Cummins

CAPTAIN



First Grade - 2021/22 Ladder



THE BELVIDERE CUP													
RANK	TEAM	P	W2	WO	D	L2	LO	RUNS FOR	WICKETS LOST	RUNS AGAINST	WICKETS TAKEN	POINTS	QUOTIENT
1	Northern District	17	14	0	2	1	0	2843	88	2462	130	91	1.7059
2	Mosman	17	11	1	3	2	0	2850	85	2841	133	85	1.5697
3	Randwick Petersham	17	13	0	2	2	0	3030	103	2716	121	81	1.3106
4	Manly Warringah	17	10	1	2	4	0	3275	108	2574	132	75	1.5551
5	St George	17	9	0	3	5	0	3443	98	3158	125	59	1.3906
6	Sydney	17	9	0	3	5	0	3095	112	2826	127	58	1.2419
7	Western Suburbs	17	8	0	2	7	0	3099	106	3134	115	51	1.0728
8	Sydney University	17	7	0	3	7	0	2972	104	2930	113	46	1.1021
9	UNSW	17	7	0	3	7	0	2837	111	2725	113	46	1.0599
10	Eastern Suburbs	17	7	0	2	8	0	3372	112	3315	108	44	0.9809
11	Parramatta	17	6	0	5	6	0	2672	103	2665	97	42	0.9442
12	UTS North Sydney	17	6	0	4	7	0	3385	86	3540	106	40	1.1786
13	Fairfield-Liverpool	17	6	0	3	8	0	2799	113	2927	96	40	0.8124
14	Bankstown	17	5	0	3	9	0	2688	97	2962	86	36	0.8046
15	Gordon	17	4	0	4	8	1	2776	119	3100	94	28	0.7074
16	Sutherland	17	3	0	4	10	0	2893	113	3099	85	23	0.7022
17	Penrith	17	3	0	4	9	1	2960	114	2843	94	22	0.8585
18	Hawkesbury	17	3	0	4	10	0	2562	112	3193	91	22	0.6519
19	Blacktown Mounties	17	3	0	3	11	0	2743	131	3044	98	21	0.6741
20	Campbelltown Camden	17	2	0	5	10	0	2335	115	2575	66	17	0.5204

Kingsgrove Sports Twenty20 Cup - 2020/21 Ladder



SYDNEY THUNDER CONFERENCE

RANK	TEAM	PLAYED	WON	BYE	DRAW	LOST	RUNSFOR	OVERS-FACED	RUNS AGAINST	OVERS-BOWLED	POINTS	NET RUN-RATE
1	Sydney University	5	4	1	0	585	80	486	80	12.5	1.2375	1.66
2	Parramatta	5	4	1	0	543	69.2	533	80	12.5	1.1692	1.05
3	Western Suburbs	5	3	1	1	620	80	551	80	9.5	0.8625	-0.32
4	Blacktown Mounties	5	2	2	1	380	60	416	60	7	-0.6	1.98
5	Bankstown	5	2	1	2	584	80	548	77.2	6.5	0.2138	1.32
6	Northern District	5	2	1	2	524	79.1	526	80	6.5	0.0439	0.37
7	Penrith	5	1	1	3	634	80	594	79	3.5	0.406	-0.75
8	Hawkesbury	5	1	1	3	460	80	600	80	3.5	-1.75	-1.53
9	Campbelltown Camden	5	0	2	3	364	60	405	52.5	1	-1.5989	-1.18
10	Fairfield-Liverpool	5	0	1	4	456	80	491	79.2	0.5	-0.4891	-1.80

Sydney University won the Thunder Conference Final vs Parramatta but lost the Grand Final at No.1 Oval vs Randwick Petersham.



Made personal™

Second Grade Report

WHEN PREPARING TO WRITE THIS SEASON REPORT, I RETURNED TO MAX HOPE'S REVIEW FROM LAST SEASON. AS WE ALL DO, MY EYES DARTED AROUND DESPERATELY TRYING TO FIND MY NAME FOR A BRIEF EGO BOOST, HOWEVER THE FIRST SENTENCE I READ WAS 'FAST BOWLERS SHOULD NEVER BE CAPTAINS', THANKFULLY FOR ME, THE POWERS THAT BE AT THE CLUB IGNORED MAX'S ADVICE AND ASKED ME TO TAKE THE REINS FOR THE 2021/22 SEASON.

On field, I think our season was a moderate success, a return to finals cricket after two years of free Saturdays in March. However, in honest reflection, I think we also let ourselves down at some key moments throughout the season which hopefully serves as a learning curve for all. We are beginning to build a strong core group of players who I have no doubt will be able to challenge for a flag in the coming seasons. Off field, I think we have developed an exceptionally strong culture, thoroughly enjoy spending time together.

I think it is important to start by acknowledging, Murray Creed. Muz started at the club in the middle of lockdown, barely knowing anyone and being unable to meet face-to-face with any player, staff or captains for the first few months of his tenure. Yet somehow, found a way to develop a rapport with players and staff, and facilitated blokes to start their individual skills training and ensure we hit the season running.

I must mention a handful of blokes who I owe an enormous thanks to. I certainly could not have finished the year without their help and support.

Ryan Danne continued his rise as the bedrock of the 2s batting unit. It is a bit of a cliché, however if we had 11 Ryan's in our side (we'd chase 500 every game) I'd back us to be in the fight week in week out. He emerged as an exceptional leader of men, and someone who I regularly turned to for guidance and advice. I have no doubt, given the opportunity, Ryan will establish himself as a successful and competitive first grader.

Similar to Ryan, Jack Hill, after a few seasons buried deep in the burrow, re-emerged as a second grader this year. He not

only became my replacement when I was struck down with COVID, he also developed the perfect foil for my occasional emotional outburst.

Charlie Litchfield is another bloke who needs acknowledgment. Charlie was unfortunately (for me) promoted to first grade, so we did not see much of him this year, but whenever he was in the XI, you could feel a lift in energy. Without saying much, he instilled confidence and grit in our squad that was sorely missed when he was playing 1s. I do not know how much of Litch 2s will see over the next few years, however he will always be an enormous part of the cultural fabric of our team.

Last but not least; Max Hope. It would have been easy for Max, after the time and effort he has invested captaining twos over the past few years, to quietly slip into the background, play the game and contribute nothing else. However, Max did the opposite, he became an excellent support for players, and drove the social cohesion that made our team so enjoyable. Thankfully his influence did not spread so far that other blokes started missing flights and thus games because they had drunk the barossa dry the week before. Max also had an impressive year with the ball. He also batted a number of times this year...

Oli Zannino and Lewis McMahon are two guys whose on-field contributions this year probably do not reflect their importance to our team nor the club. They are selfless competitors who work and fight to the bitter end. I strongly believe it is these sort of guys who make our club a successful and enjoyable place to play.

Similarly, it is a glowing endorsement of our club, that someone like Ben Trevor-Jones, who moved to the UK a few years ago, was in Sydney for a fortnight and volunteered to travel out to Blacktown post Christmas when half the club was knocked out with COVID.

Now, to the cricket. I will just highlight a few standout performances this season. I have to start with Ravi Wikramanayke, he started the season with a dominant half century in the trial and then followed it up with 51, 57*, 57, and 111 in the first 5 rounds, quickly becoming the backbone of our batting order. Although it has been mentioned that he played and missed at more balls outside off stump than Oli Zannino faced all season.

Similarly, Rex Greaves also came into his own this year and became the leader of our attack. He unfortunately dropped an absolute sitter at training and broke his wrist, and then fell over himself playing Nashball to roll his ankle to miss a few more games, however if he can put together an uninterrupted season, he will be banging down the door for 1s in no time.

Hayden Storey is another who needs mentioning, having played a number of seasons in 3s, he finally got the opportunity in 2s, and fair to say it did not start well. It is hard to forget his Houdini disappearing act after missing another straight one against Hawkes. However, he excelled in moments of need; he took it to eventual winners Mosman with a brutal 64 off 38 balls, and came ever so close to a maiden twos ton against Campbelltown, deciding he needed to hit the ball back to Raby from Number 1 rather than work 5 singles. He is an enigma wrapped in a riddle, but he definitely helps bring the fans back to grade cricket.

Other notable members of our squad that would be remiss of me to forget are; Aaron/Aiden/Andrew Hazard, Luka Flannigan, Daniel Gauci and Hugo Ikeda. These blokes will no doubt form the foundation of a very successful twos side for the next few years.

I must thank all the captains, but specifically; Tim Cummins, Joshua Toyer, Ashley Cowan for their support, counsel and endless efforts this year. I do not think it is an exaggeration to say captains spent a good 10–20 hours a week selecting teams, on top of their normal 9–5s. The commitment these guys put is immense and I am very grateful to have had their help this year.

To Phil Logan, our exceptional chairman of selections, your job is unenviable and I honestly don't know why you do it, but I am endlessly grateful for you. You are calm, considered and honest and help make very difficult decisions week in, week out. Thank you.

To Rhys Williams, I have said this to you before, but I feel you are an enormous loss to our club next year. Your knowledge and expertise are exceptional and you have gone above and beyond to establish a rapport with all players and I will definitely miss your guidance and support next year. I wish you all the best for your future endeavours and we will welcome you back should you ever get the coaching itch again.

Vicki Stanton, you make every home game an absolute delight. Away teams, umpires and spectators have an infinitely better time because of your stewardship of Number 1. I will never try your vodka, but will always be appreciative of your help.

Finally, to Colin Robertson, and the board, you guys have an enormous job that largely goes unnoticed and unappreciated. Thank you! Col, I apologise for my disorganisation and forgetful nature which inevitably makes your life harder, but just know I am very thankful for you and your support.

Till next time, go well, good luck, regards,

Henry Clark

CAPTAIN



Second Grade - 2021/22 Ladder

THE ALBERT CUP													
RANK	TEAM	P	W1	W0	D	L1	LO	RUNS FOR	WICKETS LOST	RUNS AGAINST	WICKETS TAKEN	POINTS	QUOTIENT
1	Mosman	17	13	0	2	2	0	3164	100	2824	136	85	1.5237
2	Manly Warringah	17	10	0	4	3	0	2712	91	2447	111	66	1.3519
3	Sutherland	17	9	0	4	3	0	2788	77	2612	119	63	1.6496
4	Northern District	17	9	0	5	3	0	2640	89	2398	108	60	1.3359
5	Sydney University	17	9	0	4	4	0	2594	102	2465	112	60	1.1555
6	Gordon	17	9	0	4	4	0	2584	97	2860	115	59	1.0712
7	Bankstown	17	8	0	4	5	0	2496	91	2492	120	55	1.3208
8	Eastern Suburbs	17	8	0	3	5	0	2683	97	2761	100	55	1.0018
9	St George	17	7	0	3	7	0	2534	103	2480	105	48	1.0416
10	Western Suburbs	17	7	0	4	6	0	2782	105	2465	110	46	1.1823
11	UNSW	17	7	0	3	7	0	2774	110	2666	113	46	1.0689
12	Sydney	17	5	0	4	8	0	2480	107	2577	89	34	0.8005
13	Randwick Petersham	17	5	0	3	9	0	2701	123	2770	107	33	0.8482
14	Fairfield-Liverpool	17	5	0	3	9	0	2382	125	2626	100	33	0.7257
15	Penrith	17	4	0	5	8	0	2153	95	2013	88	30	0.9907
16	Parramatta	17	4	0	5	8	0	2398	112	2174	91	30	0.8962
17	UTS North Sydney	17	4	0	4	9	0	2675	132	2967	114	28	0.7786
18	Blacktown Mounties	17	4	0	4	9	0	2299	114	2419	83	28	0.692
19	Hawkesbury	17	4	0	3	10	0	2481	119	3162	109	27	0.7187
20	Campbelltown Camden	17	1	0	3	13	0	2345	122	2487	81	10	0.626



Luka Flanagan bowling



Another wicket keeps the 2nd grade lads in the contest

Third Grade Report

IF YOU THOUGHT LAST YEAR'S COVID SEASON WAS UNIQUE, 2021/22 DECIDED TO UP THE ANTE. THIS YEAR WAS PUNCTUATED BY A NEW CLUB COACH "MUZZA" (NEVER MURRAY), A HOST OF NEW FACES, A NEW ONE-DAY FORMAT, A NEW COVID VARIANT, AND THE RETURN OF LA NIÑA.

On to the cricket. There were more than a few selection headaches in our pre-season, with a big squad of young, talented cricketers ready to go. However, 6 weeks into the season and we'd had an uncharacteristic pre-season loss to UNSW, a 1st round bye, 2 washouts and a defeat to Randwick-Petersham. Without a tally in the win column, we were showing glimpses of potential but hadn't quite pulled things together as a collective unit.

Enter Sutherland. There must have been something in the southern shire air because that weekend everything kicked into gear and we began playing the type of cricket that Sydney Uni is known for. We rode that momentum through to the finals and gave ourselves a real chance to challenge for the Grand Final.

Not everything was smooth sailing. COVID ravaged our team's availabilities for many weeks from December to February, and I lost count of how many times we were scrambling to call guys on game day morning they were playing a different grade. But we never let that affect us. It didn't matter who was on the team sheet – everyone played a role throughout the season and contributed to our success. The positive side of COVID was that there were so many opportunities for the guys to play in higher grades, proving that they belong there long term.

It's difficult to appropriately capture all the outstanding efforts and performances in a few paragraphs, but a few of the individual highlights included

Rd 5 v Sutherland: Andrew Hazard had one of those days you remember forever, taking 5-fa and scoring 71 with the bat. We also witnessed the arrival of Jnr. Gauci to the club (87) showcasing all of his potential and batting prowess;

Rd 6 v Hawkesbury: Lew McMahon roared back into form by tearing through the Hawks with 6-16, and that was the last we saw of him this year;

Rd 7 v Nth Sydney: Darcy Manners on debut took 5-37 after a late call-up to the side and from that point on had a permanent place in the team. Brayden Dilley confirmed he belonged in higher grades with his highest score for the club (85*), supported by a classy 70* from Tom Fullerton and the return to form for Matt Powys (50);

Rd 8 v Blacktown: Pete Brazel returned to the side and belted some huge horns to win us a tight one in Powys' captaincy debut;

Rd 10 v Mosman: watching Matt Powys tearing apart bowling attacks is a sight to see, and he set up this game for us with a brilliant 74, before Wilko chimed in with 4-fa;

Rd 11 v St George: this was one of the best team wins I have ever been involved in. Despite only one of us passing 50, we managed to post our highest score of the season with 264. At one point it looked like the Saints would easily chase that 1-down after their opener flayed us all around St Paul's. We held our nerve, took our chances in the final hour, and on that day I knew we would play finals. Luka Flannigan the highlight with his first 5-fa for the club and a crucial spell of bowling;

Rd 12 v Wests: In the pre-match rain delay, Nicky Craze announced that a new brand of Shapes was "the best chip ever". He proceeded to remind everyone of his incredible ability with a beautiful game-high 40 on a dicey wicket. This was another true team win, with equal contributions all around;

Rd 14-17: La Niña;

QF vs UNSW: This was a special win. Batting first we started well, but rapidly found ourselves in trouble at 5-75. However, Matt Powys (98) played one of the best innings you will ever see in 3rd grade, anchoring our innings when we looked in dire straits, controlling the game and deserving of a century. Ned Barnet supported him perfectly and together they helped us regain momentum. The tail wagged and we posted 247, which looked to be more than enough. However, UNSW had our number twice already this year and weren't going down without a fight. Despite some very good partnerships from the Bees, once again, everyone stepped up with the ball. We held our collective nerve and we were through to the Semi-Final.

Reflecting on the season that was, it is easy to feel frustrated at its ending, with a feeling of helplessness as the weather washed our season away at Bankstown Oval.

However, I'm incredibly proud of how we played throughout the season and the culture we built in the team. I'm excited to see the progression and improvement of some of our talented young cricketers. Every year we don't win the competition ultimately feels like a lost opportunity, but I truly believe we had an exceptional season and more importantly, enjoyed each other's company along the way.

I'm incredibly grateful for all the support received throughout the year, but there are a few people in particular whom I'd like to thank

The partners (including my incredible wife Steph) – thank you for putting up with us and our commitment to this wonderful, terrible game that we love despite ourselves;

The parents – we love having you come to our games – it's so great to have your support. Thank you for being there for your kids, on and off the field;

Matt Powys and Tom Fullerton – the brains trust for 3's this year. Thank you for your support and for keeping a cool head on your shoulders, particularly when mine was less so;

Henry Clark and Ash Cowan – for helping me to be a better captain and for your enduring friendship;

Muzza Creed – well done on your first season with the club, and your support and passion all year;

Rhys Williams – your enthusiasm and advice is valued just as much as your coaching. Thank you for the COVID throwdowns, seems like they did the trick. Our loss is Riverview's gain, all the best mate;

Colin Robertson – thank you for all that you do for the club and the players. I'm personally incredibly grateful for your counsel and support;

Vicki Staunton – for bringing good vibes and delicious treats every week to Uni 1;

John Kilford – you're a club legend and we're lucky to have you scoring every week for us;

The board – thank you for everything you do to keep the Club strong on and off the field, and for the opportunity to be a part of the leadership group;

And finally, to the boys – this season was a blast. Thank you for a great season, for enduring our new warmup routine, for being great company, and for leaning in and playing for each other every week. Let's use this season as the platform to get better and better in the years ahead. Light beers after 2 am.

**Josh Toyer
CAPTAIN**



Third Grade - 2021/22 Ladder

THE TOXTETH

THE MITCHELL CUP													
RANK	TEAM	P	W1	WO	D	L1	LO	RUNS FOR	WICKETS LOST	RUNS AGAINST	WICKETS TAKEN	POINTS	QUOTIENT
1	Northern District	16	12	0	4	0	0	2227	79	1714	115	79	1.8914
2	Bankstown	16	10	0	4	2	0	1927	65	1683	105	68	1.8496
3	Sydney University	16	8	0	6	2	0	2137	73	1721	94	57	1.5989
4	UNSW	16	8	0	2	6	0	2507	120	2063	108	53	1.0937
5	Eastern Suburbs	16	7	0	4	5	0	1985	102	1755	88	50	0.9758
6	Parramatta	16	7	0	4	5	0	2327	93	2203	107	48	1.2153
7	Manly Warringah	16	7	0	2	7	0	2517	117	2129	115	48	1.162
8	Mosman	16	7	0	3	6	0	2326	100	2228	109	48	1.1379
9	Randwick Petersham	16	6	0	6	4	0	1653	88	1876	98	43	0.9813
10	UTS North Sydney	16	6	0	4	6	0	2076	114	2419	90	41	0.6775
11	Gordon	16	5	0	5	5	0	2147	97	1992	94	39	1.0445
12	Western Suburbs	16	5	0	6	5	0	1479	84	1664	73	37	0.7724
13	St George	16	5	0	4	7	0	2090	90	2249	100	35	1.0326
14	Sydney	16	4	0	6	5	0	1790	85	1899	83	33	0.9204
15	Penrith	16	4	0	5	7	0	1812	92	1746	82	30	0.925
16	Sutherland	16	4	0	4	8	0	1705	101	1982	84	30	0.7154
17	Blacktown Mounties	16	4	0	4	8	0	1627	103	1832	100	28	0.8622
18	Campbelltown Camden	16	3	0	5	8	0	1716	96	1978	74	26	0.6687
19	Hawkesbury	16	3	0	3	10	0	1761	118	2196	111	21	0.7543
20	Fairfield-Liverpool	16	0	0	7	9	0	1248	81	1728	68	7	0.6063



3rd Grade QF winning team Oval No. 1 vs UNSW



Fourth Grade Report

HOW TO DESCRIBE THE YEAR?

A DELAYED START, COVID EVERYWHERE AND AN EXCLUSIVELY 1-DAY COMP. WE HAD 29 DIFFERENT PLAYERS, 11 DEBUTANTS, 4 GREENIES, SEASON ENDING INJURIES AND GROUNDS AND FIXTURE NIGHTMARES.

Anyway, lost in the semi. To Manly. Again. Ultimately the more things change, the more they remain the same.

This season was special but somewhat unfulfilling. In my humble opinion, the 4th grade team has cemented itself as the best and most consistent team that the club has, both on and off the field (in the past 4 years at least). It was a pleasure to welcome several new members into the fold, and to give them a taste of what playing for this great club means.

In my 20th year at the club and 9th as captain (for specifics, see my previously published works), I don't want to embellish this report. Bullet points will suffice.

Wins

- UNSW – saw the arrival of Tushar, Xavier and Nicky (from purgatory). We got 130 and bowled them out for 110 in style on a flat St Paul's pitch.
- St George – One of the best teams over the last 4 years along with us, we had a solid win. Chris Roussos the best, Raveen Ganesh just behind, and Jazz Rinka dominant.
- Bankstown – who is Noah Bloch? The WA extraordinaire turned up from the clouds and ramped us to a famous win with Jazzy also starring.
- Gordon – after 5 weeks of solid rain and a few late nights from your scribe assessing the outfield, reckless gambling meant that we played and needed to win. We did and once again it was thanks to Jenny and another great knock, his 2nd best innings that we saw.
- Northern District – more on this later.

Losses

- Sutherland – after our emotional ordeal last year, a tough game and our first loss of the year chasing 240 and fell 30 short. Chris Roussos introduces himself as a superstar of the future.

- Norths – Bitter and embarrassing.
- Mosman – Careless.
- Wests – oh well they are good blokes but this performance was below our standard.

We lost to teams outside of the top 6 and (being arrogant) we dropped points to teams below us. None of the sides we lost to featured in the finals, and we had much better ability than what we showed against these teams.

Bat

- Chris Roussos debuted in 4s and in 3s, won the aggregate award for the club. Big future.
- Jazz Rinka turned from a bowler to a bowling all-rounder to a batting all-rounder. Phenomenal year and a testament to the man, that he always wanted more.
- Clancy Barrett – 118 vs Campbelltown and has been strong for us for a number of years.
- Noah – see above.

Bowl

- Prakhar Sharma – strong year in 4s, economy phenomenal for a leggie (3.4 rpo) often bowling 10 straight and starting in the powerplay. 5fa v Ctown, and plenty of 3s. But for mine, his 1/24 off 10 against Saints was the pinnacle of a great year.
- Hugo Fraval – didn't he fit in well. Bowled the house down all year, will go on to great things.
- Darcy – breakout year and refer Toyer's report because I lost him after a few games and don't think I'll see him again!
- Raveen – what an addition, strong under pressure and has a big future.
- Lewis Ansell – my main man. 22 wickets opening the bowling and going at 3 an over. So many times I went to him and asked for quality, and he delivered.

Apart from the bat and ball, there are a few people that I really want to thank for what they have done this season and congratulate their efforts.

Tom Foreman, broke his leg sliding into the fence at Harold Fraser and displayed so much heart and courage all year, and turned up on crutches to support the boys going towards finals, I absolutely loved it.

Leggie (Jack Lawson) broke a finger fielding for us in his first game down from playing 2s and 3s for the last 4 years. He still followed the team and the club through finals and bowled in the nets to hopefully come back to play in the finals which didn't happen but it's a great credit to his dedication.

Shehan Canagasingham – what can I say. When you won the Clubman of the year will be hard to top for the best moment of our season. Your season ending injury didn't faze you, and you took it upon yourself to be our no1 supporter, 12th man, drinks waiter and talisman. I really hope you can come back strong next year, one way or another.

Best win of the year, QF vs NDs. Couple of moments, but mainly us 6/87 getting 200 with Noah and Tushar batting like professionals. Then the bowling effort, Lew Ansell leading, Hugo and Prak and Wilko and Jazz. And someone took a spectacular catch.

Speaking of catches, my thanks to a great man who this year achieved something special. Liam Coelho, my right-hand advisor, took 18 catches from 14 matches this year (0 drops). He has been instrumental to the club since joining a few years ago, and is growing into a quality player and a leader.

Thanks to the Board, for their support and guidance.

I must take this time to remind them that volunteers are key to the strong function of a club such as ours, and I hope that the administration will continue to value the substantial efforts that the player volunteers give, to the benefit of the club every year.

Must be said that the Uni Boys have seen the culmination of a great career, and Liam Robertson deserves our plaudits and respect. Having graced the SUCC fields with him a few times, it was obvious that whilst we were playing in the same team, we weren't in the same class. I have spent many subsequent years watching him lead SUCC to victory in joy, sitting on the hill and singing in his honour.

To end on a sombre note, it grieves me to talk about two stalwarts of Sydney Uni Cricket who have passed away recently.

Surjit – you were an institution, a gentleman and someone whose restaurant I've been to about 20 times in my 20 years. I appreciate everything you have done to support our club and cricket. You will be missed.

Crommo – you were always on another level. The amount of respect that I have for you cannot be put into words, and you will always be remembered at the club and cricket in Australia as a great man.

On to next year, where we try once again to win the last game of the season.

Ashley Cowan
CAPTAIN



Fourth Grade - 2021/22 Ladder



THE REID CUP													
RANK	TEAM	P	W1	W0	D	L1	LO	RUNS FOR	WICKETS LOST	RUNS AGAINST	WICKETS TAKEN	POINTS	QUOTIENT
1	Parramatta	16	9	0	6	1	0	2108	81	1723	89	61	1.3443
2	St George	16	9	0	3	4	0	2193	85	2149	113	59	1.3566
3	Northern District	16	8	0	5	2	0	1682	69	1855	101	58	1.3273
4	Sydney University	16	8	0	4	4	0	2133	95	2040	107	55	1.1777
5	Manly Warringah	16	8	0	4	4	0	1910	85	1643	102	54	1.395
6	UNSW	16	8	0	3	5	0	2298	104	2012	118	53	1.2959
7	Sutherland	16	8	0	3	5	0	2178	97	1882	114	51	1.3601
8	Gordon	16	7	0	4	5	0	1945	101	2016	107	46	1.0221
9	Western Suburbs	16	6	0	6	4	0	1695	82	1793	93	43	1.0722
10	Mosman	16	6	0	4	6	0	1660	95	1643	96	41	1.021
11	Eastern Suburbs	16	6	0	4	6	0	1898	91	2080	89	41	0.8924
12	UTS North Sydney	16	5	0	5	6	0	1442	70	1506	84	38	1.149
13	Hawkesbury	16	5	0	4	7	0	1809	109	1946	106	36	0.904
14	Bankstown	16	5	0	4	7	0	1752	107	1744	86	34	0.8074
15	Penrith	16	4	0	5	6	0	1605	99	1504	70	32	0.7546
16	Randwick Petersham	16	4	0	5	7	0	1596	100	1673	85	30	0.8109
17	Sydney	16	3	0	4	9	0	1867	116	1780	100	23	0.9042
18	Blacktown Mounties	16	2	0	7	7	0	1190	81	1409	64	20	0.6673
19	Fairfield-Liverpool	16	2	0	6	8	0	1434	97	1677	76	18	0.67
20	Campbelltown Camden	16	0	0	6	10	0	1363	91	1683	55	6	0.4895

Another wicket for 4's



Text book cover drive Clancy Barrett



Fifth Grade Report

PRESEASON WAS A CHALLENGE WITH COVID – 19 BUT THE CLUBS SUPPORT WAS EXCELLENT, AND WE WERE A CHANCE TO SNEAK INTO THE FINALS WITH ONLY WEATHER TO STOP US.

It has been a great privilege to captain young emerging players with exciting prospects to move higher in the grades. It was an amazing experience to share the good and the difficult moment with the team, which showed great resilience to perform for Sydney University.

After the previous difficult season, I was given the opportunity to bring back a winning season. While not the brilliant results as hoped for, but we won 5 out of 8 with 8 washouts and 1 bye, which is much better than the last season.

Our season started slow, with over 35 players moving through the 5th Grade. It was great to see the commitments from these young talented players to perform with great effort. My role was more to mentor to provide support and guidance to read the game situation.

The team was a mix of juniors and seniors who got together with ease and shared valuable information about the culture of Sydney Uni. Cricket. It was an important step for the youngsters to taste and feel how grade cricket is played as they specially come from school cricket.

Competition in the team was healthy, as there were lots of players moving through the grade and pandemic playing its part. Selection committee meetings were a great support to provide opportunities and accommodate upcoming young players through the grade keeping team balance at its main priority.

Last 10 games, 3 wins, 2 losses and 5 washouts, which made very difficult for us to move up the ladder, but I am sure if we played more games, we would have been placed much higher than 11th overall.

Some of the main highlights were

Round 3 vs Randwick Petersham : CP Roussos 64, J Rinka 51, S Arvind 2 for 20 of 6 overs.

Round 5 vs Sutherland: R Kapoor 68, J Rinka 112, A Arvind 4 for 25 of 10 overs

Round 10 vs Mosman: J Chan 52 Ethan 28 NO.

Round 12 vs Western Suburbs: JP Gavan 44, P Sharma 3 for 15 of 10.

Round 14 vs Campbelltown Camden: N Fredriksson 74, S Arvind 66, S Kaushik 3 for 34 of 10.

Consistent performers were:

Batting: James Chan, JP Gavan, J Rinka, C Roussos, S Arvind.

Bowling: T Foreman, S Arvind,

Rising Stars who have played 5th grade and higher:

Chris Roussos, S Arvind, Zhang-Langley Flinders, J Manson-Lill, R Kapoor, Y Dalvi, Ethan Kooner, Xavier Nath, TK Sharma.

Congratulation to Sanga (S. Arvind) for winning J. M Taylor Award (Batting Average) of 55.3.

It was tough to see most of weekend washed off due to rain, but our hope was never short. One of the games was with Western Suburbs and players showed all the characters of being part of a great club. It was one of day where the pitch was wet and very less hope of sun. We did our best to give a hand to the opposition by moving covers and hiring a Kennards leaf blower at their ground. The game started late and was reduced to 42 overs. They only managed to score 94 runs with 9 wickets down. We had to chase the total in 19 overs to get a bonus point, which would have put us close to the qualifying finals and JP answered the call with a magnificent 44 off about 25 balls with showers of 6's.

I would like to specially thank the players, parents, administrators and grounds men for their dedications and support on and off the field throughout the season. There were many moments where the game was called washed out after driving for couple of hours by parents. The parents had played a vital role to support the club and we appreciate it.

I would like to thank all the senior players for their contribution, specifically Josh Gavin (Co- Captain) for his utmost dedication and support at all times. He has been a big contributor to our success and wish him all the best for the next season.

Finally, it was my humble pleasure and privilege to be part of the 5th grade to share the experience and the funny side of washouts, especially when Sanga (S Arvind) wore a cricket helmet to order Pizza across the Bankstown oval waiting for the covers to go off and all the change room chats.

We look forward to seeing these young emerging players to build on their skills, experience and knowledge of the game and more importantly enjoying playing at Sydney Uni.

Sanjiv Khalkho

CAPTAIN



Fifth Grade - 2020/21 Ladder



THE DAVID SHERWOOD CUP													
RANK	TEAM	P	W1	W0	D	L1	LO	RUNS FOR	WICKETS LOST	RUNS AGAINST	WICKETS TAKEN	POINTS	QUOTIENT
1	Eastern Suburbs	16	11	0	3	2	0	2100	101	1648	108	71	1.3626
2	UNSW	16	10	0	3	3	0	2201	94	2051	118	67	1.3471
3	UTS North Sydney	16	8	0	5	3	0	1587	67	1701	99	56	1.3786
4	Gordon	16	8	0	4	4	0	1843	78	1887	104	53	1.3022
5	Manly Warringah	16	7	0	4	5	0	1983	95	1726	88	49	1.0642
6	Northern District	16	6	0	8	2	0	1573	64	1543	87	46	1.3858
7	Hawkesbury	16	6	0	7	3	0	1364	53	1490	80	45	1.3818
8	Sydney	16	6	0	6	4	0	1562	87	1474	81	42	0.9866
9	Parramatta	16	6	0	5	5	0	1840	88	1617	92	41	1.1896
10	Randwick Petersham	16	6	0	4	6	0	1628	98	1793	95	41	0.8802
11	Sydney University	16	5	0	8	3	0	1521	54	1431	56	39	1.1023
12	Blacktown Mounties	16	4	0	9	3	0	963	56	1082	55	34	0.8741
13	Sutherland	16	4	0	6	6	0	1412	74	1374	76	33	1.0554
14	St George	16	4	0	6	6	0	1988	83	1848	77	31	0.998
15	Fairfield-Liverpool	16	2	0	7	7	0	1492	73	1533	67	20	0.8933
16	Bankstown	16	2	0	6	8	0	1721	85	1964	69	18	0.7113
17	Penrith	16	2	0	6	8	0	1299	93	1372	57	18	0.5803
18	Mosman	16	2	0	5	9	0	1326	95	1511	71	17	0.6559
19	Western Suburbs	16	1	0	8	7	0	1024	70	1058	51	15	0.7052
20	Campbelltown Camden	16	1	0	8	7	0	1035	69	1359	46	14	0.5077



Metropolitan Blue Report

DESPITE THE BEST EFFORTS OF LA NIÑA, THE SYDNEY UNIVERSITY METROPOLITAN BLUE TEAM HAD A HIGHLY ENJOYABLE AND LARGELY SUCCESSFUL CRICKET SEASON. THE SEASON INCLUDED MANY HIGHS AND STRONG PERFORMANCES, PARTICULARLY WITH THE BAT, HOWEVER A FEW KEY LOSSES (AND SIX GAMES DRAWN DUE TO RAIN) MEANT THAT DESPITE OUR OVERALL STRONG PERFORMANCES METRO BLUE UNFORTUNATELY MISSED OUT ON FINALS.

Metro Blue finished the season with 5 wins, 4 losses and 6 draws due to rain, resulting in us finishing in 8th place, narrowly missing out on finals. Although we had unfortunate luck with weather it was key losses that hurt us the most, particularly losing to a strong Warringah side twice and losing the local derby against Sydney Uni Gold. Despite this, there were many strong performances throughout the season. Blue proved to be a particularly strong batting team scoring over 300 on three separate occasions. This was awesome and I was super impressed to see the improvement in the team's batting from last season. Unfortunately, except for a couple of individual standout performances, our bowling and fielding was disappointing this season. We struggled to maintain a tight line and length and had to rely upon our top order scoring a huge amount of runs to win games.

I would like to reflect upon a few key individual performances from our season

Yuvraj Dalvi Sydney Uni Metro Player of the Year

Yuvi had an outstanding season for Metro Blue and was without a doubt the Sydney Uni Metro player of the season. Yuvraj was the highest run scorer in the entire competition (pre-finals), despite only batting in 6 innings. He scored a total of 278 runs at an average of 55.60, surpassing 50 on three separate occasions with a high-score of 82. Yuvi also made a valuable contribution with the ball, taking 5 wickets during the season at an average of 16.6. Congrats on an outstanding season Yuvi!

Jack Manson-Lil 5/30 vs Sydney Uni Gold and 5/52 vs Warringah

Jack Manson-Lil was Metro Blue's strike bowler. His lethal leg spin deliveries got the better of many batsmen throughout the season. It was awesome to see Jack's hard work rewarded with incredible results, with him taking his first ever five wicket wall in the local derby against Sydney Uni Gold, with included several of Gold's key batsmen Henry Cain (bowled), Mitchel Cotton (LBW) and Daany Saeed (hit wicket). Jack shortly earned himself a much deserved promotion to 5th Grade where he spent the majority of his season, but kindly assisted Blue on many occasions. He finished the Metro season with 15 wickets (from only 6 games) and an incredible average of 10.9.

Reuben Kapoor 231 runs at an average of 57.8

Our keeper Reuben Kapoor had an exceptional season with both the bat and gloves. Despite only playing five games Reuben scored 231 runs, including three half-centuries and was simply too good for Metro Cricket. He also had an excellent season behind the stumps with his ever reliable hands, taking 4 catches and 1 stumping.

Alex Sidhu 97 vs Randwick Petersham Green, Round 7

The highest individual score of our season, Alex scored a selfless 97 that featured many beautiful Cricket strokes through all areas of the ground. Despite approaching a maiden century, Alex prioritized the team's needs, getting caught deep on the boundary in the final overs. This really highlighted his character and demonstrates how Alex will always put the team first. Congrats Sids on an outstanding knock!

Oliver Fergusson 73 vs Warringah, Round 13

Fergo's high-score of 73 against a strong and well trained Warringah side was a most impressive innings that single handedly turned an almost certain loss into a very competitive game. Strong power hitting saw Fergo smash boundaries all over the park. Fergo also had a great season with the ball, usually opening the bowling for us, taking 14 wickets at an average of 20.5.

Raphael Giles

69 vs Sydney Uni Gold, Round 6

Rapha's innings of 69 during the local derby was his high-score of the season and a great knock. Rapha was the foundation of blue's innings and played some beautiful strokes against a high quality bowling lineup from Uni Gold.

Joel Ritchie

71 vs Randwick Petersham Green, Round 7

Joel played an important role opening the batting for us this season and had his personal high-score of 71 in round 7. Alex Sidhu and Joel had a huge partnership together of 131 runs and was great to see Joel score his first half-century for the club.

I would like to give a special thanks to both Colin Robertson and Annand Karupiah for their assistance and support throughout a particularly trying and logistically difficult season. Both Colin and Anand put in a huge amount of work behind the scenes. Without their support, the Sydney Uni Metro teams would not be able to play Cricket. From locating spare grounds, finding replacement placement players or assisting with "diplomatic" matters, their support was essential to our success, and I would like to thank them again for their hard work.

I would also like to thank Henry Cain, captain of Sydney Uni Metro Gold. Although we played for "opposing" teams, it definitely felt like a combined effort from us this season. Thank you for the plenty of assistance you provided from behind the scenes.

Many thanks to all members of Sydney Uni Metropolitan Blue for a great season of Cricket.

Many thanks

Jack Hennessy **CAPTAIN**



Metropolitan Gold Report

AFTER A UNIQUE BEGINNING TO THE SEASON WITH LOCKDOWNS AND CAPACITY REQUIREMENTS MEANT AN INTERRUPTED AND DELAYED START TO PRESEASON, THE 2021/22 SEASON BEGAN STRONGLY FOR METROPOLITAN CUP.

Once again, this year the 'Gold' side was predominantly made up of Green Shield Squad members who all performed strongly throughout the season. The 'Gold' side had a fantastic season finishing as Minor Premiers with 8 wins, only 2 losses and 5 washouts from our 15 games. Ending the season on top is no minor feat and one that we should reflect upon fondly as a demonstration of the fantastic depth the club has. Unfortunately, just like last year our season was cut short again by a wet patch at St Pauls against Mosman, which meant we were eliminated as the 'away' team. It was a frustrating ending however special thanks must be given to the grounds team who worked incredibly hard to give us a chance of play over that weekend.

Our season began with a comprehensive win over Blacktown at Camperdown thanks to Azhar Saeed's 101 not out. This brilliant innings meant that we set Blacktown 285 to win. Early wickets to Shivam Wadhwa and Tushar Sharma meant that Blacktown were never in the chase. Round's 3 and 4 gave us a sign of things to come for the season as both were washed out due to wet weather. The 'Gold' side continued the strong start to the season in Round 5 with a double bonus point win over eventual premiers Warringah. A strong team bowling effort with multiple wickets to Rehaan Shyamsundar (3/17 from 10), Jack Manson-Lill (2/20 from 9), Henry Cain (2/13 from 4.4) and T. Sharma (2/15 from 7) meant that a chase of 101. Some strong hitting from Mitch Cotton (38) meant that Gold chased the total within 25 overs to achieve the bonus points.

Round 6 saw the most anticipated game of the season take place, the 'Metro Derby'. Winning the toss and batting, Gold got off to a solid start Cain and James Chan adding 60 for the first wicket. Some quality bowling from the 'Blue' side put us on the back foot falling to 5-96. Some outstanding late hitting from T. Sharma (56* off 55) and some assistance from our twelfth batter (extras, 45) Gold were bowled out for 231. This set up a very competitive fixture on a good St Andrew's wicket

with small boundaries. Some economical bowling and constant wickets saw Blue bowled out for 179 with 6 overs to play. Tom Crawford the pick of the bowlers with 4-18 from 8.4 overs. Overall, the Derby was a strong advertisement for the depth of SUCC cricket.

Round 7 was a disappointing day down at Balmoral. Unavailabilities and the start of the Green Shield season meant 'Gold' fielded an understrength side with only one pace bowler in the line-up. Despite our 'spin-to-win' mentality, Mosman batted strongly to set us 206 to win. Multiple wicket takers included Jashanveer Singh (3/25 from 10), Joshua Haugh (3/59 from 10) and Cain (2/30 from 8). A magnificent catch from Daanyal Saeed diving on the boundary another highlight from the first innings. The batting innings was incredibly disappointing as we were bowled out for 90 inside 30 overs. A disappointing end to the pre-Christmas season however, we had put ourselves in a very strong position to attack the second half of the season and go deep towards a grand final appearance.

Round 8 provided a strong win against Georges River in a competitive game. River made 197 at St Pauls with Oliver Fergusson (4-47) and Carter Margetson (2/10) leading the way. A strong run chase with Jack Hennessy making 59 before Henry Cain (35*) and Josh Haugh (33*) finished the job to chase the total 6 down with 12 overs remaining.

Round 9 saw the rain return with a washout against Penrith. Round 10 was another strong performance against Gordon at St Andrews. Bowling first, Gold started strongly before allowing Gordon to make 176, Oliver Fergusson again with 4-35 from his 9 overs. Evander Herbert (2-38) and captain for the day, Thomas Crawford (2-33) also performing strongly with the ball. Another clinical run chase from Gold saw Gordon's total chased down in the 38th over with thanks to Alex Sidhu (74*) and Raveen Kathriarachchi (46*).

Round 11 saw us take on Randwick Petersham Green at Petersham Oval. Winning the toss and batting our side never got going in another disappointing batting performance, bowled out for 103. Azhar Saeed batting well for a quick 34 the only highlight. With early wickets required to stay in the game the bowlers started strongly having Randwick 3-16 early on. Randwick steadied thanks to the dubious selection of a

player way too good for Metro Cup (he made 60*) to chase the total inside 25 overs. A disappointing loss that left the side with a strong point to prove for the remainder of the season.

Round 12 was a good win against Northwest Sydney with Evander Herbert bowling well for 4/23 from his 10. Runs for Saarangan Arvind (59) and Daanyal Saeed (39*) meant a return to the winners list for Gold. Round 13 was another strong win against Randwick Petersham Gold. Bowling first, Tom Crawford (3/17 from 10) and Rehaan Shyamsundar (4/27 from 10) led the way with the ball to bowl Randwick out for 118. A shaky start led to a 'rescue mission' from Daanyal Saeed (22) and Tom Crawford (13*) meant that Gold got home for another win.

Round 14 saw another strong win against UNSW, bowling first, multiple wickets to Raj Sharma (2/22), Evander Herbert (2/43) and Jashanveer Singh (2/22) saw UNSW set us 156 to win. 40 to Raj Sharma and 23* for Jashanveer Singh meant we chased the total with 10 overs left. Rounds 15 and 16 were both washed out meaning we finished as Minor Premiers and played UNSW again 3 weeks later.

The Qualifying final was a disappointing display against a strong UNSW side. UNSW made a good 220. Evander Herbert taking 3-11 from 10 overs. A poor batting display saw us bowled out for 134 meaning we went through but losing our minor premiership advantage.

The semi-final against Mosman saw Day 1 washed out completely. Despite our best efforts, which included scooping water out of the puddles late on Saturday evening, and the grounds team working incredibly hard on Sunday morning, the umpires never deemed the ground safe, meaning we were eliminated from the competition. A disappointing and premature end to a fantastic season.

Some final thanks to finish:

Murray – Thank you for all your efforts in preparing us throughout the year, the individual and team growth during the season is a testament to your hard work and skill as a coach.

Anand – Thank you for always magically sourcing us more players late on a Friday night.

Colin – Thank you for your constant efforts behind the scenes. This season was a tough one in many ways but your constant commitment to make this club better is what makes this club such a pleasure to be a part of.

Henry Cain

CAPTAIN



Metropolitan Cup - 2020/21 Ladder



SPORTSWAVE METROPOLITAN CUP												
RANK	TEAM	PLAYED	WON	LOST	TIE	DRAWN	WKTS LOST	RUNS FOR	WKTS TAKEN	RUNS AGAINST	PTS	QUO-TIENT
1	Sydney University Gold	15	8	2	0	5	66	1632	93	1618	67	1.42
2	Mosman	15	8	3	0	4	84	1610	103	1485	65	1.33
3	Warringah	15	8	4	0	3	90	1910	93	1807	63	1.09
4	Randwick Petersham Green	15	7	4	0	4	88	2059	94	1731	59	1.27
5	Hawkesbury	15	7	4	0	4	89	1866	91	1559	59	1.22
6	UNSW	15	6	3	0	6	54	1055	72	959	57	1.47
7	North West Sydney Maroon	15	5	3	1	6	73	1472	82	1284	50	1.29
8	Sydney University Blue	15	5	4	0	6	74	1827	72	1460	48	1.22
9	Blacktown Mounties	15	3	5	0	7	61	1371	68	1488	33	1.03
10	Georges River	15	3	5	0	7	75	1122	61	1486	32	0.61
11	North West Sydney Gold	15	3	8	1	3	114	1865	81	2054	31	0.65
12	Gordon	15	2	6	0	7	65	1137	52	1299	27	0.7
13	Randwick Petersham Gold	15	2	9	0	4	91	1406	82	1881	23	0.67
14	Penrith	15	2	9	0	4	90	1377	70	1598	19	0.67

Wicket Keeper James Chan leads the team off



Henry Cain



Poidevin-Gray Report

THIS YEAR'S POIDEVIN-GRAY COMPETITION CONSISTED OF FIVE ROUNDS OF INTENSE T20 CRICKET FOR THE STUDENTS. THIS WOULD BE SOME PLAYERS' FIRST TASTE OF T20 CRICKET AND PROVE AS A CHALLENGE TO SEE HOW PLAYERS DEALT WITH COMPETING IN A FAST PACED ENVIRONMENT ON THE BIG STAGE.

The season consisted of a few tough losses and one wash out which resulted in the students not being able to reach the finals of this year's competition. The opening match of the campaign saw Sydney University take on Blacktown at University oval, Sydney Uni only managing to put 126 on the board was just not enough, with Blacktown walking away with the win in the 17th over. Although a tough loss, this game proved to be an extraordinary entrance to the club for Hugo Ikeda. Hugo in only his first game for Sydney Uni, fought with the ball to claw Sydney Uni back into winning distance of the game. He produced a brilliant spell of fast bowling, collecting 5/18 off his 4 overs.

With Round 2 resulting in a wash out, round 3 would take place at Pratten Park against Western Suburbs and would result in Sydney Uni's first win of the competition. A disciplined bowling performance from the students, led by first grade opening bowler Caelan Maladay (2/12) kept Wests to just 93. Thankfully Sydney Uni was able to chase this down, with young gun Daniel Gauci (22) and the experience of Nivek Tanner (27) anchoring the chase.

Round 4 saw the Students take on Campbelltown-Camden on FDC Day. Due to the rain the match was reduced to only 16 overs a side. The Ghosts strong 113 total would prove too much for Sydney Uni to handle, the Students encountered a batting collapse and saw them 9/67 after the 16.

In an attempt to bounce back after round 4's tough loss and in the final game of the regular round games, Sydney Uni would take on Northern District at Asquith Oval. In what was a low run scoring affair, the Students began shakily but found their momentum in opening batter Clancy Barrett (35) and with some late order power hitting from Caelan Maladay (25), Sydney Uni managed to piece together 95 after their 20 overs.

With not many runs on the board to play with, the fast bowling cartel executed their plans to perfection with youngster Darcy Manners being the pick of the bowlers collecting a remarkable 3/13 off his 4 overs. In what came down to a final over classic, Northern Districts would manage to scrape their way over the line and into preliminary finals.

This year's PG's season saw the inclusion of a number of young players who all made valued contributions with bat and ball. Darcy Manners, Hugo Fraval, Chris Rousos, Daniel Gauci, Morris Fredriksson, Raveen Ganesh and Adam Sidhu all played a vital role in the team throughout the season. It is also important to recognize the players who have grown out of their Poidevin Gray years, Rex Greaves, Ravi Wikramnayake, Nivek Tanner and Clancy Barrett, all played an important role in helping with the growth and improvement of our younger players and we wish them well on their future grade careers.

Finally, I would like to thank Rhys Williams who coached this year's PG's side and our manager Anand for all their work during the season. In his second year as coach of the team, Rhys was instrumental in providing his insight and knowledge about the game to all the players. It was an absolute pleasure to learn under Rhys' coaching and we wish him all the best as he takes up his new job as 1st XI coach at Riverview.

Sanjay Anandarajah CAPTAIN



Poidevin-Gray Shield - 2021/22 Ladder



THUNDER CONFERENCE

RANK	TEAM	PLAYED	WON	DRAW	LOST	RUNS FOR	OVERS FACED	RUNS AGAINST	OVERS BOWLED	POINTS	NET RUN-RATE
1	Campbelltown Camden	5	3	2	0	282	53.3	202	56	10	1.6639
2	Penrith	5	3	1	1	515	69	379	65.5	9.5	1.7068
3	Bankstown	5	3	1	1	550	79.5	512	80	9.5	0.4894
4	Northern District	5	2	1	2	331	60.2	327	66.1	6.5	0.5441
5	Parramatta	5	2	1	2	372	67.4	404	79.5	6.5	0.437
6	Western Suburbs	5	2	1	2	391	68.4	459	70.5	6.5	-0.7858
7	Blacktown Mounties	5	1	2	2	362	57.3	365	59	4	0.1092
8	Sydney University	5	1	1	3	384	74.5	434	72.5	3.5	-0.8274
9	Hawkesbury	5	1	1	3	319	56	385	56.5	3.5	-1.0778
10	Fairfield-Liverpool	5	1	1	3	298	67.5	337	47.5	3.5	-2.6522



Hugo Ikeda sends one down

A.W. Green Shield Report

DESPITE THE INCESSANT RAIN, THE 2021/22 A.W. GREEN SHIELD CAMPAIGN STARTED WITH GREAT PRESEASON TRAINING AND PREPARATIONS, COURTESY OF SUCC'S GREAT INDOOR FACILITIES. WITH THIS ADVANTAGE, A STRONG LINE-UP, AND A GOOD WIN IN OUR TRIAL GAME, WE ENTERED ROUND ONE AGAINST PENRITH AT BILL BALL OVAL.

After being sent in to bowl, a standout performance of 4–21 off 10 overs from our key spinner Evander Herbert, along with contributions in the field from Declan Fitzpatrick and Xavier Nath, helped reduce Penrith to 9–177, a great result. Our batting innings started off with a solid opening stand, most notably through Lucas Boorer's 62 runs. However, after our opening partnership was broken, our middle order collapsed, setting the game up in Penrith's favour. Despite a late fight from Xavier Nath with a steady 25 not out, we came up 30 runs short, all out for 147.

In round 2 we came up against eventual premiers St George, at Hurstville Oval. After being sent in to bowl on a flat wicket and short leg-side boundary, our bowlers toiled away at the St George top order. However, each of their top three surpassed 50, despite Xavier Nath's great figures of 1–28 after 9 overs. With St George finishing at 4–250, we set out to chase their total, however an average batting performance all round and a fighting 39 off 34 balls from Jashanveer Singh, was not enough to chase down their total as Sydney University finished all out for 181.

Round 3 was against Gordon at Beauchamp Oval. After winning the toss and electing to bat, Sydney University got off to a great start before our opener James Chan was forced to retire hurt. This brought Chris Roussos to the crease who consolidated with Tushar Sharma through the middle period of the innings, before departing on 54 runs. From there Tushar accelerated with more boundaries, before finishing on 96 runs off 92 balls and taking Sydney University to 7–258. After a quick start by Gordon in the second innings, our amazing spin duo Jashanveer Singh and Evander Herbert brought the game back with figures of 3–26 off 10 and 2–66 off 10 respectively. This put us right back in the game before a couple of missed

chances in the outfield saw the game slip out of our hands in the last over. An extremely close game, a feeling that would be familiar throughout the rest of the season. However, this game was a great learning experience for the boys with some great individual performances offering a glimpse into our potential.

Round 4 was the highlight of the season, Western Suburbs at Sydney University #1 Oval. After being sent in to bowl first, we took a couple of early wickets before our young gun spinner, Rehaan Shyamsundar, took figures of 6–20 off 9, with 3 stumpings and 1 caught behind from keeper Chris Roussos. With Western Suburbs bowled out for 145, we made light of the chase with performances from Lucas Boorer 46 runs, Xavier Nath 40 and Chris Roussos 25 not out, finishing it off. Overall, a needed win that was celebrated singing the song loud and proud.

However, in the remainder of the rounds, excluding round 6 which was washed out, we again fell short with a 4–run loss against Sydney Cricket Club at Drummoyne Oval and a 2–wicket loss in the second last over to Northern District at Uni #1. Standout performances included James Chan 47 and Tushar Sharma 42 off 40 against Sydney as well as Chris Roussos 41, Xavier Nath 38 and Shivam Wadhwa 4–41 off 9 overs against Northern District.

The end of season result didn't truly represent our ability as a team, however, overall, the competition provided us with an experience we won't forget, allowing us to learn both on and off the field. A huge thank you to Andrew Wilkinson and Henry Cain for their dedication to support and coach the boys even throughout the COVID-19 period. To Anand who brought everything together and provided the support the boys needed all throughout the season, thank you for all your efforts they were greatly appreciated by all the players and parents. I would also like to extend my thanks to Vicky for her exceptional work down at the canteen for our home games, providing us with food and drinks, especially during some hot days in the field. I would also like to thank Colin Robertson for his dedication and support with all the behind-the-scenes work relating to Sydney Uni's Green Shield program.

To the parents, thank you for your commitment and effort that you put into this season. I speak on behalf of all the players when I say we would not be here without you and your

support. Lastly to the players, thank you for the great season and commitment that you showed to this competition and program. Although it did not end how we hoped, I am confident that all the boys took away at least one lesson from this season that will help shape their futures, on and off the field. Many of you have promising futures at our club and I encourage you all to get involved with grade cricket. It's been an absolute pleasure captaining Green Shield for the 2021/22 season and I hope to see most of you next season. To the returning players, good luck next season, enjoy it and don't be afraid to ask for any help or advice. I look forward to watching your matches.

Chris Roussos
CAPTAIN



A.W. Green Shield - 2021/22 Ladder



AW GREEN SHIELD											
RANK	TEAM	PLAYED	WON	DRAWN	LOST	RUNS SCORED	OVERS FACED	RUNS AGAINST	OVERS BOWLED	POINTS	NET RUN-RATE
1	St George	7	7	0	0	0	1374	288	1230	315	42
2	Northern District	7	6	1	0	0	1149	291.5	937	328	40
3	Parramatta	7	6	0	0	1	1447	314.2	1140	350	39
4	Gordon	7	6	0	0	1	1436	304.5	1068	305.2	38
5	Manly Warringah	7	5	0	0	2	1022	283.4	1040	341.4	32
6	Campbelltown Camden	7	4	0	0	3	1232	279.1	1139	320	26
7	Sydney	7	4	0	0	3	972	273	1000	295	25
8	Penrith	7	4	0	0	3	1063	337.2	1331	322.4	24
9	UTS North Sydney	7	3	1	0	3	970	302.4	830	279.5	23
10	Sutherland	7	3	0	1	3	963	263.3	771	240.2	20
11	Mosman	7	3	0	1	3	970	253	968	274.1	20
12	Hawkesbury	7	3	0	1	3	1006	281.4	1073	286.3	20
13	Bankstown	7	3	0	0	4	1206	313	1154	287.1	18
14	UNSW	7	2	0	0	5	1171	336.5	1250	294.4	12
15	Eastern Suburbs	7	2	0	0	5	909	308.4	1047	264.3	12
16	Blacktown Mounties	7	1	0	2	4	748	239	836	208.4	10
17	Sydney University	7	1	0	1	5	1128	292.4	1232	291	7
18	Western Suburbs	7	1	0	1	5	939	295.1	1323	285.1	7
19	Randwick Petersham	7	0	0	2	5	961	250	1100	234.2	4
20	Fairfield-Liverpool	7	0	0	1	6	946	300	1143	284.2	1

Xavier Nath attacks off the backfoot



Rehaan Shyamsunder on his way to 6-20




Full Club Statistics

PLAYER NAME	BATTING									BOWLING						FIELDING		
	M	INN	NO	HS	Runs	AV	100	50	O	M	R	W	AV	BB	5W	C	RO	ST
Anandarajah, Sanjay	17	12	5	17	71	10.14	-	-	113.2	14	416	15	27.73	5 for 16	1.00	13	-	-
Ansell, Lewis	14	8	-	27	51	6.37	-	-	120.2	17	436	22	19.81	3 for 28	-	5	1	0
Arvind, Saarangan	10	8	2	75	303	50.5	-	3.00	53	5	187	7	26.71	4 for 25	-	1	0	0
Ballard, Mason	9	2	1	3	3	3	-	-	50.3	4	185	5	37	2 for 20	-	0	1	0
Barnet, Ned	10	7	3	66*	166	41.5	-	1.00	78	6	292	11	26.54	3 for 20	-	5	0	0
Barrett, Clancy	14	13	-	112	313	24.07	1	-	-	-	-	-	-	-	-	9	0	0
Bloch, Noah	6	6	2	56	162	40.5	-	1.00	-	-	-	-	-	-	-	3	0	0
Boorer, Lukas	6	6	-	62	192	32	-	1.00	-	-	-	-	-	-	-	4	0	0
Brazel, Peter	11	8	2	32	129	21.5	-	-	77	11	302	11	27.45	2 for 27	-	3	2	0
Cain, Henry	9	9	1	35	117	14.62	-	-	44	4	177	10	17.7	3 for 39	-	2	0	0
Canagasingham, Shehan	4	2	1	10	17	17	-	-	16	4	60	5	12	4 for 25	-	3	0	0
Cassell, Charles	7	4	-	17	47	11.75	-	-	64	7	260	8	32.5	3 for 25	-	0	1	0
Chan, James	18	17	1	52	361	22.56	-	2.00	9	1	35	1	35	1 for 24	-	7	0	0
Clark, Henry	12	8	1	26*	95	13.57	-	-	96	7	365	15	24.33	3 for 27	-	7	2	0
Coelho, Liam	14	12	-	55	207	17.25	-	1.00	-	-	-	-	-	-	-	18	0	0
Cotton, Mitchell	10	9	1	38	118	14.77	-	-	25	6	96	5	19.2	3 for 44	-	3	0	0
Cowan, Ash	14	14	1	43	284	21.84	-	-	-	-	-	-	-	-	-	9	0	0
Crawford, Thomas	10	7	4	15	53	17.66	-	-	71.5	12	256	14	18.28	4 for 18	-	4	1	0
Craze, Nicky	7	7	-	45	149	21.28	-	-	-	-	-	-	-	-	-	5	1	0
Cummins, Tim	19	16	2	100*	491	35.07	1	3.00	-	-	-	-	-	-	-	26	4	6
Dalvi, Yuvraj	10	7	1	82	297	49.5	-	3.00	37	1	123	6	20.5	2 for 20	-	1	0	0
Danne, Ryan	14	14	4	74	379	37.9	-	3.00	11	-	63	0	-	-	-	7	0	0
Dilley, Brayden	13	13	1	85*	356	29.66	-	2.00	-	-	-	-	-	-	-	10	0	0
Dummer, Charlie	18	18	-	90	344	19.11	-	2.00	-	-	-	-	-	-	-	3	1	0
Fergusson, Oliver	11	7	-	73	144	20.57	-	1.00	62.2	6	287	14	20.5	4 for 35	-	3	1	0
Fitzpatrick, Declan	6	3	2	8	18	18	-	-	26	1	135	1	135	1 for 23	-	3	4	0
Flannigan, Luka	15	10	1	26	100	11.11	-	-	111	12	481	20	24.05	5 for 51	1.00	2	2	0
Foreman, Tom	6	4	1	7	12	4	-	-	43	7	169	8	21.12	2 for 12	-	0	0	0
Fraval, Hugo	18	9	6	11	28	9.33	-	-	122.3	9	503	14	35.92	3 for 41	-	1	0	0
Fredriksson, Morris	11	8	1	74	110	15.71	-	1.00	-	-	-	-	-	-	-	9	2	2
Fullerton, Tom	12	12	2	70	202	20.2	-	1.00	-	-	-	-	-	-	-	3	0	0
Ganesh, Raveen	13	8	3	15	23	4.6	-	-	71	6	238	12	19.83	3 for 22	-	0	1	0
Gauci, Darren	16	16	2	87*	307	21.92	-	1.00	-	-	-	-	-	-	-	10	2	0
Gauci, Jordan	15	12	2	105	330	33	1	1.00	-	-	-	-	-	-	-	6	2	0
Gavan, JP	9	8	1	44	214	30.57	-	-	11	2	37	0	-	-	-	1	1	0
Giles, Raphael	4	4	1	69	78	26	-	1.00	1	-	10	0	-	-	-	0	0	0
Greaves, Rex	9	6	2	57*	71	17.75	-	1.00	76.2	9	343	18	19.05	4 for 18	-	4	0	0
Gunasekera, Willis	3	2	-	15	17	8.5	-	-	18	2	74	4	18.5	4 for 40	-	2	0	0
Haugh, Joshua	10	10	1	33	74	8.22	-	-	17	-	97	3	32.33	3 for 59	-	2	1	0
Hazard, Andrew	10	9	-	71	192	21.33	-	1.00	54	-	226	15	15.06	5 for 23	1.00	9	1	0
Hennessy, Jack	11	10	1	74	257	28.66	-	1.00	39.3	3	198	3	66	1 for 19	-	0	0	0
Herbert, Evander	1	4	3	8	19	19	-	-	113.2	17	386	25	15.4	4 for 21	-	2	1	0
Hill, Jack	12	12	-	67	374	31.16	-	3.00	-	-	-	-	-	-	-	1	1	0
Holloway, Duglad	18	12	1	53	188	17.09	-	1.00	132.1	4	687	29	23.69	5 for 24	1.00	3	0	0
Hope, Max	17	13	3	38	172	17.2	-	-	121	10	463	17	27.23	3 for 35	-	11	0	0
Ikeda, Hugo	11	7	4	17	42	14	-	-	79.4	6	317	21	15.09	5 for 18	1.00	5	0	0
Jacob, Kevin	12	11	1	39	189	18.9	-	-	-	-	-	-	-	-	-	3	2	0
Joshi, Rohan	5	4	-	17	41	10.25	-	-	-	-	-	-	-	-	-	1	1	0
Kapoor, Reuben	9	9	1	75	306	38.25	-	4.00	2	-	16	0	-	-	-	5	0	1
Kathriarachchi, Raveen	8	7	1	46	99	16.5	-	-	-	-	-	-	-	-	-	2	0	0
Kaushik, Shubham	8	5	-	16	54	10.8	-	-	40	5	125	7	17.86	3 for 34	-	0	0	0
Kerr, Hayden	7	7	-	37	114	16.28	-	-	10	-	85	2	42.5	1 for 19	-	3	-	0
Khaliko, Sanjiv	8	4	1	9	18	6	-	-	39.5	3	147	8	18.37	2 for 24	-	0	0	0

PLAYER NAME	BATTING									BOWLING						FIELDING		
	M	INN	NO	HS	Runs	AV	100	50	O	M	R	W	AV	BB	5W	C	RO	ST
Kooner, Ethan	5	3	1	28	64	32	-	-	12	3	31	0	-	-	-	-	1	0
Larkin, Nick	13	13	2	80	360	32.72	-	3.00	-	-	-	-	-	-	-	10	1	0
Lawson, Jack	7	4	1	36	39	13	-	-	21.1	-	93	6	15.5	3 for 37	-	1	1	0
Levitas, Joshua	3	2	-	41	44	22	-	-	9	1	42	1	42	1 for 42	-	0	0	0
Litchfield, Charles	17	14	1	100	418	32.15	1	2.00	-	-	-	-	-	-	-	6	2	0
Maharaj, Avijay	4	4	2	23	30	15	-	-	-	-	-	-	-	-	-	1	0	0
Maladay, Caelan	25	15	6	25	84	9.33	-	-	133.3	3	737	26	28.34	4 for 41	-	13	1	0
Malone, Devlin	21	12	6	11	64	10.66	-	-	157.2	6	752	40	18.8	4 for 32	-	11	2	0
Manners, Darcy	17	6	4	13	18	9	-	-	99.3	6	408	32	12.75	5 for 37	1.00	2	1	0
Manson-Lill, Jack	13	8	2	15	56	9.33	-	-	100.3	8	366	23	15.91	5 for 30	1.00	0	0	0
Margetson, Carter	7	6	1	22	69	13.8	-	-	24	3	104	4	26	2 for 30	-	1	0	0
McElduff, Ryan	21	19	4	74	329	21.93	-	2.00	124.4	10	507	26	19.5	4 for 16	-	9	1	0
McMahon, Lewis	11	5	3	6	13	6.5	-	-	92.2	13	335	17	19.71	6 for 16	1.00	3	2	0
Miles, Murray	6	4	-	25	38	9.5	-	-	-	-	-	-	-	-	-	1	0	0
Mortimer, Damien	20	19	2	86	386	22.71	-	2.00	-	-	-	-	-	-	-	7	0	0
Nath, Xavier	9	9	3	40	207	34.5	-	-	59.3	9	250	7	35.71	2 for 31	-	4	0	0
Neil-Smith, Lawrence	1	1	-	4	4	4	-	-	10	2	18	2	9	2 for 18	-	-	-	-
Patel, Dhairya	3	1	-	1	1	1	-	-	10	1	37	3	12.33	3 for 17	-	1	0	0
Powell, Maximilian	3	3	2	3	4	4	-	-	10	2	32	3	10.66	3 for 13	-	0	0	0
Powys, Matthew	12	12	2	98	374	37.4	-	3.00	-	-	-	-	-	-	-	5	2	0
Pritchard, Timothy	1	1	-	13	13	13	-	-	-	-	-	-	-	-	-	0	0	0
Raine, Charles	2	1	-	5	5	5	-	-	-	-	-	-	-	-	-	0	0	0
Rinka, Jazz	14	14	2	112	379	31.58	1	3.00	72.1	4	331	15	22.06	2 for 10	-	0	0	0
Ritchie, Joel	6	5	-	71	140	28	-	1.00	3	-	12	1	12	1 for 12	-	1	0	0
Robertson, Liam	21	21	5	89	618	38.62	-	4.00	89	4	394	15	26.26	5 for 42	1.00	7	4	0
Roussos, Chris	22	20	3	81	620	36.47	-	5.00	-	-	-	-	-	-	-	11	8	5
Saeed, Azhar	8	8	1	102*	263	37.66	1	-	4	-	24	0	-	-	-	1	0	0
Saeed, DM	12	12	1	39	160	14.54	-	-	-	-	-	-	-	-	-	8	1	0
Sharma, Prakhar	14	13	1	37	134	11.16	-	-	113.3	17	354	21	16.86	5 for 28	1.00	3	0	0
Sharma, Tushar	19	18	5	96	319	-	-	2.00	109.1	13	418	19	22	3 for 15	-	6	0	0
Shyamsundar, Rehaan	11	2	-	5	5	2.5	-	-	67	9	189	18	10.5	6 for 20	1.00	0	0	0
Sidhu, Adam	12	9	-	46	136	15.11	-	-	41	-	193	3	64.33	2 for 20	-	6	1	0
Sidhu, Alex	11	11	2	97	283	31.44	-	2.00	35	1	208	3	69.33	1 for 10	-	3	1	0
Sinclair, Oscar	6	5	1	20	45	11.25	-	-	14.3	1	72	1	72	1 for 22	-	1	0	0
Singh, Jashanveer	19	16	4	39	261	21.75	-	-	136	24	396	14	28.28	3 for 25	-	3	0	0
Smith, Samuel	5	4	-	9	19	4.75	-	-	2	-	14	0	-	-	-	2	1	0
Soni-Abayakoon, Ravi	5	4	3	31	51	51	-	-	42.3	6	94	5	18.8	2 for 10	-	0	0	0
Storey, Hayden	15	12	-	95	363	30.25	-	3.00	-	-	-	-	-	-	-	6	1	0
Sud, Aryaman	4	4	2	22	32	16	-	-	-	-	-	-	-	-	-	0	0	0
Tanner, Nivek	15	12	3	51	199	22.11	-	1.00	14	-	80	1	80	1 for 25	-	2	2	0
Tate, Kieran	19	10	1	65	124	13.77	-	1.00	101.5	7	504	21	24	3 for 25	-	3	2	0
Taylor, Ashton	8	7	-	27	81	11.57	-	-	36	1	161	7	23	3 for 28	-	0	0	0
Toyer, Josh	12	8	3	71*	234	46.8	-	1.00	55.2	-	269	12	22.41	3 for 43	-	8	1	0
Trevor-Jones, Ben	1	1	-	32	32	32	-	-	-	-	-	-	-	-	-	-	-	0
Varatharajah, Rajprasanyth	5	4	-	26	52	13	-	-	29.3	1	101	7	14.42	2 for 24	-	0	0	0
Vasani, Dhaval	4	3	1	4	7	3.5	-	-	20	2	82	4	20.5	3 for 18	-	0	0	0
Veitch, James	10	9	1	41	125	15.66	-	-	6	-	28	0	-	-	-	4	0	0
Vicars, Nicholas	9	7	2	15	55	11	-	-	-	-	-	-	-	-	-	3	0	0
Wadhera, Shivam	13	5	-	8	17	3.4	-	-	82.5	6	339	15	22.66	4 for 41	-	2	2	0
Wikramanayake, Ravi	20	18	2	111	447	27.94	1	3.00	-	-	-	-	-	-	-	3	1	0
Wilkinson, Andrew	12	6	2	30	44	11	-	-	102.1	16	327	19	17.21	4 for 27	-	7	0	0
Zannino, Oliver	14	12	2	48*	160	16	-	-	-	-	-	-	-	-	-	13	1	2
Zhang-Langley, Flinders	10	4	2	6	16	8	-	-	67	14	230	4	57.5	1 for 4	-	2	0	0

Centurions

	PLAYER	RUNS	GRADE	ROUND	OPPOSITION
1	Clancy Barrett	112	4th	16	Campbelltown
2	Jazz Rinka	112*	5th	5	Sutherland
3	Jordan Gauci	105	1st	6	Hawkesbury
4	Azhar Saeed	102*	Metro	2	Blacktown
5	Tim Cummins	100*	1st	13	Bankstown
6	Charles Litchfield	100	2nd	17	Gordon



4th Grade team

Five Wickets

	PLAYER	O	M	R	W	GRADE	ROUND	OPPOSITION
1	Lewis McMahon	9	3	6	16	3rd	6	Hawkesbury
2	Rehaan Shyamsundar	9	1	6	20	Green Shield	4	Western Suburbs
3	Sanjay Anadarajah	9	3	5	16	2nd	6	Hawkesbury
4	Hugo Ikeda	4	0	5	18	Poidevin-Gray	1	Blacktown
5	Andrew Hazard	10	0	5	23	3rd	5	Sutherland
6	Dugald Holloway	4	0	5	24	T20	1	Blacktown
7	Prakhar Sharma	10	1	5	28	4th	14	Campbelltown
8	Jack Manson-Lill	10	2	5	30	Metropolitan	6	SU Gold
9	Darcy Manners	10	1	5	37	3rd	7	UTS North Sydney
10	Liam Robertson	9	0	5	42	1st	14	Campbelltown
11	Luka Flannigan	10	1	5	51	3rd	11	St George

First Grade Statistics



PLAYER	BATTING									BOWLING						FIELDING	
	M	INN	NO	HS	Runs	AV	100	50	O	M	R	W	AV	BB	5W	C	ST
C Cassell	6	3	-	17	35	11.66	-	-	47	4	203	3	67.66	2 for 64	-	-	-
C Dummer	18	18	-	90	344	19.11	-	2	-	-	-	-	-	-	3	-	
C Litchfield	11	8	1	69	181	25.86	-	1	-	-	-	-	-	-	4	-	
C Maladay	21	12	5	17	59	8.43	-	-	119	3	667	22	30.32	4 for 41	9	-	
D Holloway	18	12	1	53	188	17.09	-	1	132.1	4	687	29	23.68	5 for 24	3	-	
D Malone	21	12	6	11	64	10.66	-	-	157.2	6	752	40	18.8	4 for 32	11	-	
D Mortimer	20	19	2	86	386	22.71	-	2	-	-	-	-	-	-	7	-	
H Kerr	7	7	-	37	114	16.29	-	-	18	-	85	2	42.5	1 for 19	3	-	
J Gauci	15	12	2	105	330	33	1	1	-	-	-	-	-	-	6	-	
K Tate	13	4	1	11	18	6	-	-	73.5	3	391	18	21.72	3 for 25	-	-	
L Neil-Smith	1	1	-	4	4	4	-	-	10	2	18	2	9	2 for 18	-	-	
L Robertson	21	21	5	89	618	38.62	-	4	89	4	394	15	26.26	5 for 42	7	-	
M Hope	5	2	-	22	32	16	-	-	11	-	82	2	41	1 for 7	1	-	
N Larkin	13	13	2	80	360	32.72	-	3	-	-	-	-	-	-	10	-	
O Zannino	2	2	2	48*	81	-	-	-	-	-	-	-	-	-	-	-	
R Danne	4	3	1	21*	30	15	-	-	-	-	-	-	-	-	4	-	
R McElduff	21	19	4	74	329	21.93	-	2	124.4	10	507	26	19.5	4 for 16	9	-	
R Wikramanayake	2	-	-	-	-	-	-	-	-	-	-	-	-	-	-	-	
T Cummins	19	16	2	100*	491	35.07	1	3	-	-	-	-	-	-	26	6	

Second Grade Statistics



PLAYER	BATTING									BOWLING						FIELDING	
	M	INN	NO	HS	Runs	AV	100	50	O	M	R	W	AV	BB	5W	C	ST
R Danne	11	11	3	74	349	43.62	-	3	11	-	63	0	-	-	-	3	-
A Hazard	7	6	-	34	87	14.5	-	-	33	-	146	7	20.86	2 for 26	-	4	-
B Trevor-Jones	1	1	-	32	32	32	-	-	-	-	-	-	-	-	-	-	-
C Cassell	2	1	-	12	12	12	-	-	17	3	57	5	11.4	3 for 25	-	-	-
C Litchfield	6	6	-	100	237	39.5	1	1	-	-	-	-	-	-	-	2	-
D Gauci	4	4	2	15	37	18.5	-	-	-	-	-	-	-	-	-	5	-
H Clark	12	8	1	26	95	13.56	-	-	96	7	365	15	24.33	3 for 27	-	7	-
H Ikeda	6	3	2	2	3	3	-	-	56	6	211	12	17.58	3 for 23	-	2	-
H Storey	14	12	-	95	363	30.25	-	3	-	-	-	-	-	-	-	6	-
J Hill	11	11	-	67	339	30.81	-	3	-	-	-	-	-	-	-	1	-
K Jacob	1	1	-	12	12	12	-	-	-	-	-	-	-	-	-	-	-
K Tate	3	3	-	21	41	13.66	-	-	28	4	113	3	37.66	1 for 24	-	1	-
L Flannigan	9	6	-	15	38	6.33	-	-	72	7	340	10	34	2 for 25	-	1	-
L McMahon	8	4	3	6	13	13	-	-	66	8	263	9	29.22	4 for 28	-	3	-
M Hope	12	11	3	38	140	17.5	-	-	110	10	381	15	25.4	3 for 35	-	10	-
M Powys	1	1	-	7	7	7	-	-	-	-	-	-	-	-	-	-	-
N Craze	1	1	-	2	2	2	-	-	-	-	-	-	-	-	-	-	-
N Tanner	3	1	1	6*	6	-	-	-	-	-	-	-	-	-	-	-	-
O Zannino	12	10	-	23	79	7.9	-	-	-	-	-	-	-	-	-	13	2
P Brazel	1	1	-	12	12	12	-	-	9	1	46	1	46	1 for 46	-	1	-
R Greaves	8	5	2	57	67	22.33	-	1	73.2	9	315	18	17.5	4 for 18	-	4	-
R Wikramanayake	14	14	2	111	422	35.17	1	3	-	-	-	-	-	-	-	3	-
S Anandarajah	13	8	4	17	41	10.25	-	-	100	14	344	15	22.93	5 for 16	1	8	-
T Fullerton	6	6	-	31	54	9	-	-	-	-	-	-	-	-	-	2	-

Third Grade Statistics



PLAYER	BATTING									BOWLING						FIELDING	
	M	INN	NO	HS	Runs	AVG	100	50	O	M	R	W	AVG	BB	5W	C	ST
A Hazard	3	3	-	71	105	35	-	1	21	-	80	8	10	5 for 23	1	5	-
Adam Sidhu	9	6	-	43	77	12.83	-	-	29	-	125	2	62.5	2 for 20	-	6	-
A Wilkinson	9	3	1	2	3	1.5	-	-	72.1	12	229	12	19.08	4 for 27	-	5	-
B Dilley	10	10	1	85	260	28.88	-	1	-	-	-	-	-	-	-	7	-
C Roussos	4	3	-	41	54	18	-	-	-	-	-	-	-	-	-	2	1
D Gauci	8	8	-	87	198	24.75	-	1	-	-	-	-	-	-	-	3	-
D Manners	10	3	2	2	4	4	-	-	60.2	4	240	18	13.33	5 for 37	1	2	-
H Fraval	2	1	1	2*	2	-	-	-	17	1	61	1	61	1 for 37	-	-	-
H Ikeda	1	1	-	17	17	17	-	-	8.4	-	22	1	22	1 for 22	-	-	-
J Hill	1	1	-	35	35	35	-	-	-	-	-	-	-	-	-	-	-
J Lawson	6	4	1	36	39	13	-	-	21.1	-	93	6	15.5	3 for 37	-	1	-
J Rinka	2	2	-	17	18	9	-	-	-	-	-	-	-	-	-	-	-
J Toyer	12	8	3	71	234	46.8	-	1	55.2	-	269	12	22.41	3 for 43	-	8	-
K Jacob	3	3	1	34	49	24.5	-	-	-	-	-	-	-	-	-	1	-
L Ansell	1	-	-	-	-	-	-	-	10	2	40	2	20	2 for 40	-	1	-
L Coelho	7	5	-	55	123	24.6	-	1	-	-	-	-	-	-	-	9	-
L Flannigan	6	4	1	26	62	20.66	-	-	39	5	141	10	14.1	5 for 51	1	1	-
L McMahon	2	1	-	0	0	0	-	-	19	3	59	7	8.42	6 for 16	1	-	-
M Powys	11	11	2	98	367	40.77	-	3	-	-	-	-	-	-	-	5	-
N Barnet	7	4	1	42	76	25.33	-	-	48	3	201	5	40.2	3 for 20	-	4	-
N Craze	3	3	-	45	109	36.33	-	-	-	-	-	-	-	-	-	3	-
N Tanner	8	7	2	51	146	29.2	-	1	11	-	55	0	-	-	-	2	-
P Brazel	10	7	2	32	117	23.4	-	-	68	10	256	10	25.6	2 for 27	-	2	-
P Sharma	1	1	-	0	0	0	-	-	4	-	27	0	-	-	-	-	-
S Canagasingham	2	1	-	7	7	7	-	-	5.3	-	27	1	27	1 for 16	-	1	-
T Fullerton	6	6	-	70	148	37	-	1	-	-	-	-	-	-	-	1	-

Fourth Grade Statistics

PLAYER	BATTING									BOWLING						FIELDING	
	M	INN	NO	HS	Runs	AV	100	50	O	M	R	W	AVG	BB	5W	C	ST
A Cowan	14	14	1	43	284	21.84	-	-	-	-	-	-	-	-	-	9	-
A Saeed	1	1	-	16	16	16	-	-	-	-	-	-	-	-	-	1	-
Adam Sidhu	1	1	-	46	46	46	-	-	10	-	53	1	53	1 for 53	-	-	
A Wilkinson	3	3	1	30	41	20.5	-	-	30	4	98	7	14	3 for 40	-	2	-
B Dilley	3	3	-	66	96	32	-	1	-	-	-	-	-	-	-	3	-
C Barrett	9	8	-	112	233	29.12	1	-	-	-	-	-	-	-	-	9	-
C Roussos	8	8	1	81*	302	43.14	-	3	-	-	-	-	-	-	-	5	1
D Manners	3	2	1	13	13	13	-	-	29.1	2	116	8	14.5	4 for 38	-	-	-
F Zhang-Langley	1	1	1	3*	3	-	-	-	7	1	48	1	48	1 for 48	-	-	-
H Fraval	12	6	4	11	25	12.5	-	-	97.3	8	390	11	35.45	3 for 41	-	1	-
J Rinka	10	10	1	76	198	22	-	1	58.1	3	258	12	21.5	2 for 10	-	-	-
J Veitch	7	7	1	24	75	12.5	-	-	6	-	28	0	-	-	-	4	-
K Jacob	8	7	-	39	128	18.28	-	-	-	-	-	-	-	-	-	2	-
K Tate	3	3	-	65	65	21.66	-	1	28	4	113	3	37.66	1 for 24	-	2	-
L Ansell	13	8	-	27	51	6.37	-	-	110.2	15	396	20	19.8	3 for 28	-	4	-
L Coelho	7	7	-	40	84	12	-	-	-	-	-	-	-	-	-	9	-
L McMahon	1	-	-	-	-	-	-	-	7.2	2	13	1	13	1 for 13	-	-	-
M Fredriksson	5	3	-	11	21	7	-	-	-	-	-	-	-	-	-	9	1
N Barnet	3	3	2	66	90	90	-	1	30	3	91	6	15.16	2 for 18	-	1	-
N Bloch	5	5	2	56	151	50.33	-	1	-	-	-	-	-	-	-	3	-
N Craze	3	3	-	35	38	12.66	-	-	-	-	-	-	-	-	-	2	-
P Sharma	12	11	1	37	132	13.2	-	-	99.3	14	312	18	17.33	5 for 28	1	3	-
R Ganesh	6	4	1	4	6	2	-	-	41	4	143	8	17.87	3 for 22	-	-	-
R Kapoor	1	1	-	0	0	0	-	-	-	-	-	-	-	-	-	1	-
S Arvind	1	1	-	7	7	7	-	-	1	-	6	0	-	-	-	-	-
S Canagasingham	2	1	1	10*	10	-	-	-	10.3	4	33	4	8.25	4 for 25	-	2	-
T Foreman	5	4	1	7	12	4	-	-	33	3	134	6	22.33	2 for 12	-	-	-
T Sharma	7	7	1	35	56	9.33	-	-	36.1	6	119	9	13.22	3 for 15	-	4	-
X Nath	1	1	-	1	1	1	-	-	10	3	31	2	15.5	2 for 31	-	-	-

Fifth Grade Statistics

PLAYER	BATTING									BOWLING						FIELDING	
	M	INN	NO	HS	Runs	AV	100	50	O	M	R	W	AV	BB	5W	C	ST
A Saeed	4	4	-	46	81	20.25	-	-	-	-	-	-	-	-	-	-	-
Alex Sidhu	7	7	1	43	82	13.66	-	-	-	-	-	-	-	-	-	-	-
C Barrett	1	1	-	0	0	0	-	-	-	-	-	-	-	-	-	-	-
C Roussos	1	1	1	64*	64	-	-	1	-	-	-	-	-	-	-	-	-
E Herbert	1	-	-	-	-	-	-	-	10	5	13	1	13	1 for 13	-	-	-
E Kooner	4	2	1	28	55	55	-	-	-	-	-	-	-	-	-	-	-
F Zhang-Langley	8	2	1	5	7	7	-	-	52	9	172	3	57.33	1 for 4	-	-	-
H Cain	1	1	-	1	1	1	-	-	-	-	-	-	-	-	-	-	-
J Chan	6	6	1	52	167	33.4	-	1	-	-	-	-	-	-	-	1	-
J Gavan	9	8	1	44	214	30.57	-	-	-	-	-	-	-	-	-	1	-
J Hennessy	1	1	-	3	3	3	-	-	7	-	23	0	-	-	-	-	-
J Manson-Lill	7	3	2	4	10	10	-	-	46.3	-	203	8	25.37	2 for 18	-	-	-
J Rinka	2	2	1	112	163	163	1	1	14	1	73	3	24.33	2 for 53	-	-	-
J Veitch	3	2	-	41	50	25	-	-	-	-	-	-	-	-	-	-	-
M Cotton	2	1	-	8	8	8	-	-	4	1	11	0	-	-	-	-	-
M Fredriksson	3	3	1	74	79	39.5	-	1	-	-	-	-	-	-	-	-	1
P Sharma	1	1	-	2	2	2	-	-	10	3	15	3	5	3 for 15	-	-	-
R Ganesh	3	1	-	0	0	0	-	-	26	2	70	4	17.5	2 for 20	-	-	-
R Kapoor	3	3	-	68	75	25	-	1	-	-	-	-	-	-	-	-	-
S Arvind	7	5	2	75	166	55.33	-	2	38	2	139	6	23.16	4 for 25	-	-	-
S Kaushik	8	5	-	16	54	10.8	-	-	40	5	125	7	17.86	3 for 34	-	-	-
S Khalko	8	4	1	9	18	6	-	-	39.5	3	147	8	18.37	2 for 24	-	-	-
T Crawford	2	2	-	7	7	3.5	-	-	-	-	-	-	-	-	-	-	-
T Foreman	1	-	-	-	-	-	-	-	10	4	35	2	17.5	2 for 35	-	-	-
T Sharma	2	2	1	13	13	13	-	-	13	1	51	3	17	3 for 35	-	-	-
X Nath	1	1	1	4*	4	-	-	-	6	1	28	0	-	-	-	-	-
Y Dalvi	3	1	-	19	19	19	-	-	12	-	40	1	40	1 for 18	-	-	-

Metropolitan Cup Statistics

PLAYER	BATTING									BOWLING						FIELDING	
	M	INN	NO	HS	Runs	AV	100	50	O	M	R	W	AV	BB	5W	C	ST
A Maharaj	4	4	2	23	30	15	-	-	-	-	-	-	-	-	-	1	-
A Saeed	3	3	1	102	166	83	1	-	4	-	24	0	-	-	-	-	-
A Sud	4	4	2	22	32	16	-	-	-	-	-	-	-	-	-	-	-
A Taylor	8	7	-	27	81	11.57	-	-	36	1	161	7	23	3 for 28	-	-	-
A Sidhu	4	4	1	97	201	67	-	2	13	-	63	3	21	1 for 10	-	3	-
C Margetson	2	2	-	17	27	13.5	-	-	20	2	85	4	21.25	2 for 30	-	-	-
C Raine	2	1	-	5	5	5	-	-	-	-	-	-	-	-	-	-	-
D Patel	3	1	-	1	1	1	-	-	10	1	37	3	12.33	3 for 17	-	1	-
D Vasani	4	3	1	4	7	3.5	-	-	20	2	82	4	20.5	3 for 18	-	-	-
DM Saeed	12	12	1	39	160	14.54	-	-	-	-	-	-	-	-	-	8	-
E Herbert	6	2	1	8	13	13	-	-	57.2	7	170	13	13.07	4 for 23	-	-	-
E Kooner	1	1	-	9	9	9	-	-	-	-	-	-	-	-	-	1	-
F Zhang-Langley	1	1	-	6	6	6	-	-	8	3	10	0	-	-	-	2	-
H Cain	8	8	1	35	116	16.57	-	-	44	4	177	10	17.7	4 for 39	-	2	-
J Chan	5	4	-	30	69	17.25	-	-	9	1	35	1	35	1 for 24	-	2	-
J Haugh	10	10	1	33	74	8.22	-	-	17	-	97	3	32.33	3 for 59	-	2	-
J Hennessy	10	9	1	74*	254	31.75	-	2	32.3	3	175	3	58.33	1 for 19	-	-	-
J Levitas	2	2	-	41	44	22	-	-	9	1	42	1	42	1 for 42	-	-	-
J Manson-Lill	6	5	-	15	46	9.2	-	-	54	8	163	15	10.86	5 for 30	1	-	-
J Ritchie	6	5	-	71	140	28	-	1	3	-	12	1	12	1 for 12	-	2	-
M Ballard	9	2	1	3	3	3	-	-	50.3	4	185	5	37	2 for 20	-	-	-
M Cotton	8	8	1	38	110	15.71	-	-	21	5	85	5	17	3 for 44	-	3	-
M Miles	6	4	-	25	38	9.5	-	-	-	-	-	-	-	-	-	1	-
M Powell	3	3	2	3	4	4	-	-	10	2	32	3	10.66	3 for 13	-	-	-
N Bloch	1	1	-	11	11	11	-	-	-	-	-	-	-	-	-	-	-
N Vicars	6	6	1	15	44	8.8	-	-	-	-	-	-	-	-	-	3	-
O Fergusson	11	7	-	73	144	20.57	-	1	62.2	5	287	14	20.5	4 for 35	-	3	-
R Giles	4	4	1	69	78	26	-	1	1	-	10	0	-	-	-	-	-
R Joshi	5	4	-	17	41	10.25	-	-	-	-	-	-	-	-	-	1	-
R Kapoor	5	5	1	75*	231	57.75	-	3	2	-	16	0	-	-	-	4	-
R Kathriarachchi	8	7	1	46*	99	16.5	-	-	-	-	-	-	-	-	-	2	-
R Shyamsundar	5	2	-	5	5	2.5	-	-	41	5	125	11	11.36	4 for 27	-	-	-
R Soni-Abayakoon	5	4	3	31	51	51	-	-	43	7	94	5	18.8	2 for 10	-	-	-
R Varatharajah	5	4	-	26	52	13	-	-	29.3	1	101	7	14.42	2 for 24	-	-	-
S Arvind	2	2	-	71	130	65	-	2	14	3	42	1	42	1 for 29	-	1	-
S Wadhera	6	2	-	8	8	4	-	-	41.3	4	152	5	30.4	3 for 33	-	1	-
T Crawford	8	5	4	15	45	45	-	-	60.5	10	223	14	15.92	4 for 18	-	4	-
T Pritchard	1	1	-	13	13	13	-	-	-	-	-	-	-	-	-	-	-
T Sharma	3	2	2	56*	84	-	-	1	26	4	91	5	18.2	2 for 15	-	2	-
W Gunesequera	3	2	-	15	17	8.5	-	-	18	2	74	4	18.5	4 for 40	-	1	-
Y Dalvi	7	6	1	82	278	55.6	-	3	25	1	83	5	16.6	2 for 20	-	1	-

Poidevin-Gray Shield Statistics

THE TOXTETH

PLAYER	BATTING									BOWLING					FIELDING		
	M	INN	NO	HS	Runs	AVG	100	50	O	M	R	W	AVG	BB	5W	C	ST
Adam Sidhu	2	2	-	7	13	6.5	-	-	2	-	15	0	-	-	-	-	-
C Barrett	4	4	-	35	80	20	-	-	-	-	-	-	-	-	-	-	-
C Maladay	4	3	1	25	25	12.5	-	-	14.3	-	70	4	17.5	2 for 12	-	4	-
C Roussos	2	1	-	3	3	3	-	-	-	-	-	-	-	-	-	1	-
D Gauci	4	4	-	27	72	18	-	-	-	-	-	-	-	-	-	2	-
D Manners	4	1	1	1*	1	-	-	-	10	-	52	6	8.66	3 for 13	-	-	-
H Fraval	4	2	1	1	1	1	-	-	8	-	52	2	26	1 for 9	-	-	-
H Ikeda	4	3	2	10	22	22	-	-	15	-	84	8	10.5	5 for 18	1	3	-
M Fredriksson	3	2	-	6	10	5	-	-	-	-	-	-	-	-	-	-	-
N Tanner	4	4	-	22	47	11.75	-	-	3	-	25	1	25	1 for 25	-	-	-
R Ganesh	4	3	2	15	17	17	-	-	4	-	25	0	-	-	-	-	-
R Greaves	1	1	-	4	4	4	-	-	3	-	28	0	-	-	-	-	-
R Wikramanayake	4	4	-	24	25	6.25	-	-	-	-	-	-	-	-	-	1	-
S Anandarajah	4	4	1	14	30	10	-	-	13.2	-	72	0	-	-	-	5	-

A.W. Green Shield Statistics



PLAYER	BATTING									BOWLING					FIELDING		
	M	INN	NO	HS	Runs	Av	100	50	O	M	R	W	AVG	BB	5W	C	ST
C Margetson	5	4	1	22	42	14	-	-	4	1	19	0	-	-	-	1	-
C Roussos	7	7	1	54	197	32.83	-	1	-	-	-	-	-	-	-	3	3
D Fitzpatrick	6	3	2	8	18	18	-	-	26	1	135	1	135	1 for 23	-	3	-
E Herbert	7	2	2	6*	6	-	-	-	46	4	203	11	18.45	4 for 21	-	2	-
J Chan	7	7	-	47	125	17.86	-	-	-	-	-	-	-	-	-	4	-
J Singh	7	6	1	39	102	20.4	-	-	52	6	169	6	28.16	3 for 26	-	1	-
L Boorer	6	6	-	62	192	32	-	1	-	-	-	-	-	-	-	4	-
N Vicars	3	1	1	11*	11	-	-	-	-	-	-	-	-	-	-	-	-
O Sinclair	6	5	1	20	45	11.25	-	-	14.3	2	72	1	72	1 for 22	-	1	-
R Shyamsundar	6	-	-	-	-	-	-	-	26	4	64	7	9.14	6 for 20	1	-	-
S Smith	5	4	-	9	19	4.75	-	-	-	-	-	-	-	-	-	2	-
S Wadhwa	7	3	-	6	9	3	-	-	41.2	1	187	10	18.7	4 for 41	-	1	-
T Sharma	7	7	1	96	166	27.66	-	1	34	2	157	2	78.5	1 for 24	-	-	-
X Nath	7	7	2	40	202	40.4	-	-	43.3	5	191	5	38.2	2 for 43	-	4	-

Representative Players and Scholarship Holders 2021/22

Representative Players

- **NCR Larkin**

Melbourne Stars

- **H Kerr**

NSW Blues, Sydney Sixers and Lucknow Super Giants Squad

- **D. Gauci**

NSW Combined U17 Squad and NSW Metro Academy U19 Squad

- **X. Nath**

NSW U17 Metro Academy Squad



Hayden Kerr NSW Blues

ELITE ATHLETE PROGRAM - 1 July 2021 to 30 June 2022 (or part thereof)

SCHOLARSHIP HOLDERS	OTHER TRAINING MEMBERS OF EAP (NON USYD)
S. Anandarajah	L. Flanagan
C. Cassell	High Performance Pass
C. Dummer	
J. Gauci	
R. Greaves	
D. Holloway	
H. Ikeda	
D. Malone	
R. McElduff	
N. Tanner	
R. Wikramanayake	
O. Zannino	Ryan McElduff keeps the pressure on

Awards and Trophies 2021–2022 Season

J. M. Taylor Award

Batting Average

SAARANGAN ARVIND - 303 runs @ 50.50)

H. O. Rock Award

Batting Aggregate

CHRIS ROUSSOS - 620 Runs

James Rodgers Award

Bowling Average

REHAAN SHYAMSUNDER - 18 Wickets @10.50
(Best 6/20)

Michael O'Sullivan Award

Bowling Aggregate

DEVLIN MALONE - 40 Wickets

Eric McElhone Award

1st Grade Fielding

DAMIEN MORTIMER

Daniel Ward Award

Lower Grades Fielding

LIAM COELHO - 18 Catches across 14 matches

Ray Eastcott Award

Best All-rounder

LIAM ROBERTSON - 618 Runs @ 38.62
and 15 Wickets @ 26.26

Dr Jim L'Estrange Award

Undergraduate MVP

RYAN MCELDUFF

Sydney Uni Sport & Fitness Scholarship Award

SANJAY ANANDARAJAH

Alan Crompton Award

Green Shield MVP

XAVIER NATH - 202 Runs @40.40 and 5 wickets

Brian Hickey Award

Poidevin-Gray Shield MVP

HUGO IKEDA - 21 Wickets @ 15.1 (Best 5/18)

FDC Construction & Fitout Award

Twenty20 MVP

LIAM ROBERTSON 242 Runs @48.40 and 6 Wickets

I. E. Fisher Award

First Grade MVP

TIM CUMMINS - 491 Runs @ 35.50; 21 Catches
and 6 Stumpings

Tom Garrett Award

Club Best and Fairest

LIAM ROBERTSON

John Lamble Award

Outstanding Captaincy

JOSH TOYER - 3rd Grade

Captain John Morris Award

Most Valuable Club person

SHEHAN CANAGASINGHAM

Thomas Kierath Award

The Ideal Teammate

MATT POWYS



Shehan Canagasingham, Captain John Morris Award
for the Clubs most Valuable Person

Would you be happy with 99 not out?

Neither would we.

At FDC we are about quality, teamwork and getting the job done right. We are experts in construction, fitout, refurbishment and building services, with national strength and a local focus.

FDC is the principal partner and proud supporter of the Sydney University Cricket Club.

fdcbuilding.com.au

We are always looking for talented people to join our team. From graduates to experienced leaders we would love to hear from you.

careers@fdcbuilding.com.au

FDC

| Made personal™

Lions Report

SEASON 21/22 ARRIVED AND MANY WONDERED HOW WE WOULD COPE WITH THE IMPACT OF COVID... AGAIN. THE CHALLENGE HOWEVER DIDN'T COME FROM COVID AS THE ADVICE FROM CNSW AND THE CITY AND SUBURBAN COMP SERVED US WELL. THE CHALLENGE CAME FROM THE BLOO-D-Y RAIN.

So we eventually started the season with a tough Jack Pace game vs Easts Pacers and needed to be at our best to challenge them. Unfortunately, we put in a poor batting performance but did then have 1 more JPS game to potentially make a semi. This game against CCNSW at St Andrew's Oval saw a close result but CCNSW took home the chocolates 4 down against our reasonable total of 182. The game saw our best partnership of the season, 101, between our highest run scorer, Kieren McEwen and the scribe (T.Croft). This followed a typical onslaught at the top of the order by Lewis who scored a rapid 26 the ball flying everywhere for 5 overs. Well done to CCNSW bowlers Soren Hughes with 5 wickets (don't know why, but we do like to feed his wicket tally...) and Morley Goodchild and Brett James who built pressure on the middle and lower order.

It became typical of the games through the season. Play 1 game wait 3 or 4 weeks to play the next. Any momentum was very hard to build. Well done to Old Aloys for their eventual win in the JPS, due to... another washed out game and 1st past the post wins.

The next 2 games we did play were wins too! They were in early December at SAO again, vs Hunters Hill, then at the Field of Dreams version in City + Suburban that is Goddard vs Yaralla.

A measured run chase after a solid bowling performance against Hunters Hill gave us a 6 wicket win with Oliver Ferguson (SUCC) with 67* in a dominant run chase, and 2-25. Kieren (43) had now found his groove after a promotion to 3 or 4 in the batting order. We also appreciated Oliver dragging one of his college mates, Digby Dalton, out to send down 2 solid overs.

There were contributions from everyone with the bat vs Yaralla: Nathan Cawley, who debuted this game and Kevin Huang, a

debutant earlier vs Easts, both got 20s, as did Tom Ogden. Harish Anurag got 30 and KMac again top scored with 44. Rob/Bobby Big swingers Turnbull took 2 this game and Kevin Huang 1 as Yaralla fell 15 runs short.

The next game was a very close loss to CCNSW in a non-comp game at Camperdown in the New Year. This was the inaugural game between the 2 sides where we played for the Brooks-Manning-Moorhouse trophy to honour these long serving members of the respective clubs. It was a cracker game that started despite some grizzly conditions in the early part of the day. CCNSW were held well early with a constant stream of wickets that saw them 3-36, 6-90 then 7-101. Jamie Murtha held the innings together at the top on the wicket that did a bit all day then Toby Forbes helped CCNSW from 7-101 to their final total of 135. Paul Moorhouse, who apparently loves bowling anytime against CCNSW at Camperdown took 3 when he opened the bowling (it was a game in his honour remember!), Tom O took 2, Al Yap was almost... actually he was unplayable with his occasional spin and swing in a great spell that netted 2 wickets. Rob and Tim got 1 each.

This game saw the debut of a solid young cricketer, Henry Lester. His Father, Tim, had played for both Sydney Uni Lions earlier sides in the 90s when they were known as the SU Vets and then with the Sydney University Grade club where he plundered runs for many seasons between 1st and 5th grade. Henry bowled good wheels. That may have been the last time we saw him bowl for us as he picked up a back injury sometime after this game. But to his credit he played a few more games as a bat.

This game saw the resurgence and brutality of Lewis Beard who went very close to carrying his bat in a wonderful 75. He was supported by the always stylish Laurence Smith who contributed 18 at 3. A string of single figure scores really hurt us from our middle order all the way down on the wicket, which as we said was only doing a little all day, but it was too much for our side and we fell 5 runs short. Sorry Paul in your 'testimonial' game, but well done to CCNSW who now have the trophy at Camperdown. Next season....

A game finally took place 2 weeks later at Barker which saw our first game against the Primary Club in 2 seasons. Oliver Ferguson brought his Dad, Guy, who promptly took 3 wickets.

Dads love these types of occasions when they can show the young uns how its done. Guy you are welcome back anytime. Lewis churned out another fantastic 50 (this time 66 off 59) but was not supported except for Rob T's 10. That was a 30 run loss. I did warn the Lions skipper that day that the PC were probably keen to avenge a big loss against us in 2019/20, the last time we played.

Losses In Rd 10 vs Reg Bartley XI, Rd 11 vs Balmain South Sydney and 13 vs Paddington rounded out our season. The highlight were 3 wickets from Kevin H and Rob T vs RBXI, some more runs from Kieren (57) vs BSS and a game not interrupted by rain at Paddington for the first time in 3 years. The Paddo game also saw Eddie Sizer have a great debut and score 50 in his first competitive game of cricket in a decade apparently. Lewis also looked like he was going to go large that day but got out unfortunately on 43. Losing 6-12 mid innings was diabolical and didn't cash in on the foundation that Lewis and Eddie had set.

Luca C and Kieren really started the bowling innings well that day to have them 3 for not many but the edges wouldn't go our way after the drinks break. Someone asked me to mention Kieren's 17 no balls that day. I can't remember who, but this 'friend' reminded that the no balls were mostly in his 2nd spell. 2 or 3 of those calls may have been tough, but the game was gone by then.

There was no more cricket from mid-February. Season over.

Post script to the season.

1. Many congratulations to Lewis Beard who has been named in the National Deaf Cricket squad to play in the Commonwealth Bank International Inclusion Series and will face England in Brisbane in June.
2. Luca Croft was selected in the Male CNSW Metropolitan U16 academy.

Go well Lewis and Luca.

Thanks again to the C + S administrators; Rob Turnbull for his work behind the scenes on the Lions committee and many, many thanks to all those new players who came and played this season. There were many positives and with some regular cricket next season and training, and no COVID/Rain and hopefully reasonable weather we look forward to some great cricket being played.

Tim Croft



UWCC President Report

I WOULD LIKE TO THANK THE UNIVERSITY OF SYDNEY AND UNSW FOR THEIR ONGOING SUPPORT OF OUR GROWING CLUB. AS WELL AS BOTH THE MEN'S CLUBS AT BOTH UNIVERSITIES, OUR BROTHER CLUBS HAVE ASSISTED US WHEN REQUIRED AND I'M SURE THEY WILL CONTINUE TO ASSIST US IN THE FUTURE.

This season we welcomed some new faces to the coaching team. With Ben Preece coming on board to fill our vacant Director of Cricket Position, alongside Ben we also welcomed Ian Cooper and Daniel Nadar to the coaching ranks. This dynamic duo helped shape the techniques of our U18 Brewer Shield team after going without a team last season! Returning to the coaching ranks was Jarrod Cable who helped coach 2nd Grade. As a 2nd grade player, I saw first-hand the help Jarrod gave to any player who asked for assistance either on game day or at training. Thank you of course goes to the parents, guardians, siblings, partners, and spouses. You showed your support by supporting the teams on the boundary, by scoring, creating amazing tea spreads and even just letting your loved one stand in a field for 4-5 hours over the weekend to allow UWCC the chance to play and achieve.

Unfortunately, this season wasn't our season, but we certainly gave some of the top teams a run for their money through out a covid stricken and rain flooded season. If it wasn't one, then it was the other that caused training to be cancelled or yet another restriction to be implemented. Considering the various reasons why we were not able to train, the club came together as a whole and helped each other out. Whether this was a second-grade player coming up to first grade or a Brewer Shield player playing on Saturday to help out third grade. Everyone assisted where possible and this made the season slighter easier on everyone.

I certainly couldn't have got the season up and going single handed. Thank you of course to the committee for their hard work all season! I greatly appreciate all the work each and every one of you did. It has showed and I am sure every person at UWCC noticed the hard work. Thank you of course to our amazing club captain Erica James for all the work she has done around our club and Marrickville Cricket Club. The feedback

I have received from various people is amazing and I would love to keep this connection with Marrickville going in coming seasons. These connections have created pathway to UWCC and seeing this in action is demonstrating a bright future for both clubs.

Improvements were seen every week through the scores of the team and individual performances. First Grade saw some tough games towards the end of the season but support from the coaches allowed them to improve every week. Second Grade had a hard year fielding players each week due to national duties' domino effect and availability being limited other weeks. Third Grade worked well under the new captainship and demonstrated resilience on a weekly basis, always working hard on the field and banding together as a team. Brewer Shield were the energy source each week, although the scores didn't go their way, nothing stopped them from having a got and playing as a team each Sunday.

The family atmosphere and community vibes we have here at UWCC are rare and also are among the best aspects of the club. Here's to the end of a tough season and here's to the start of a newer and stronger season- the 2022/2023 season.

Thank you.

Georgia Lomis-Futera

PRESIDENT OF UNIVERSITIES WOMEN'S CRICKET CLUB



L to R, Jacqui Fenn, Catherine Seet- Lee, Nisha Athimattathil Sukumaran, Esha Sinha and Jes Bladevan



Training at Uni Turf Nets

Obituaries

James (Jim) O'Brien, OAM

Died on 14 March 2022 aged 74

Jim O'Brien played just one season for the Club, in 1966–67, but he also played 1st Grade for Waverley, Nth Sydney and UNSW between 1969 and 1981.

He was a neat keeper who kept wickets in 2nd Grade for SUCC in 1966–67 at a time when the Club was replete with keepers of 1st Grade standard: John Madgwick, who represented NSW Colts, Alan Crompton and Scott Harbison all stood ahead of him. His 2nd Grade captain, Ted Le Couteur, however, wrote: "Rarely are the seconds favoured with such a good keeper." He scored valuable runs and took 20 dismissals, in addition to 12 dismissals he took in the Poidevin Gray side and was always considered to be a fine team player who was universally liked and respected.

In 136 games in 1st Grade for his three other clubs, Jim scored 1668 runs @17.9 and took 221 dismissals. He played in UNSW's initial 1st Grade premiership in 1976–77.

Jim did wonderful work for people with disabilities including those who played wheelchair sports and was deservedly honoured with the Order of Australia Medal. The Club's sympathies are extended to Jim's family especially to his two daughters and two grandchildren.

SUCC 1966–67, 2ND Grade and Poidevin Gray: 196 runs and 32 dismissals.

Alan Crompton OAM

28 February 1941– 20th April 2022

There is not one person, who doesn't feel an enormous debt of gratitude to Alan Crompton. Heartfelt tributes have poured in from far and wide. We are united in grief, while we express our heartfelt sympathies to Gabby and Jo and all Alan's family.

Those of us who knew Alan so well, those of us who played with him in the same cricket club for so long, the Sydney University Cricket Club, couldn't be more proud than to see him so deservedly celebrated here today, even though we are somewhat diminished by his passing. Simply put, Alan served the game which we all love with such a generous heart and with a graciousness that has been unsurpassed in our 159 year history.

The spirits of those who've built our club and who have gone before us are once again with us here today. They stand tall among the generations of our club, our University. Beginning with John Kinloch and Monty Faithfull to Tom Garrett, to Syd Webb, to Skip Morris, to Jim Mackie, to Mick O'Sullivan. They're all here in spirit to honor the most recent addition to their number, Alan Crompton. The game we play is so much the better for their abiding guardianship of it and their indelible influence and example on all of us.

Incidentally, Judy O'Sullivan said that somewhere in the Elysian Fields, Micko is bowling into a gentle breeze while Crommo crouches expectantly behind the stumps.

The Club we all have played for is in its current golden era undoubtedly because of their vision and in particular because of Alan's unfettered enthusiasm spanning the generations. In all that time, no one has served for as long as Crommo did. 61 years of continuous service. Firstly, as a player, a peerless wicket keeper, a batsman who scored over 7000 runs in Grade cricket. A Premiership winner, a captain. Then, as he scaled the administrative ladder, Honorary Secretary of the Club, a Vice President, Delegate to and Chairman of Cricket NSW, Chairman of the Australian Cricket Board (now Cricket Australia), Manager of numbers of Australian teams overseas including the victorious World Cup winning side of 1987, President of the Club for 22 years, Life Member, Patron of the Club for another 20 years. A Blue for Cricket, a Gold for Cricket, a Blue for Baseball. Honoured by Her Majesty in the Queen's Birthday Honours list.

Now all those achievements and all those titles don't necessarily tell us much about the man, except that one word in front of 'Secretary'. 'Honorary'. All Crommo's indefatigable work has been largely unpaid, unrewarded financially but mightily rewarding for everyone else who appreciated him, respected him, admired him, loved him. His profession was the Law. We remember that he was part of the only legal team in the world to defeat Mr Packer in court at the time of World Series Cricket. But cricket was his vocation.

Now we all know that Crommo has had a rather deserved reputation for the verbose, loquacious, prolix, periphrastic even. Brevity was a word that never appeared in his lexicon. Ed Cowan once observed that in the inflexibility of the twitter age where messages were reduced to 140 characters, 140 minutes was still not long enough for Crommo.

I know that his meticulous and legalistic attention to detail could be exasperating but it always provided opportunities for good-natured satire.

In 1963, he headed a sub-committee which was to report on the issue of practice balls. The following resolution was faithfully recorded in the Club's Minute Book, and it read:

"Resolved that there be a book, entitled the 'balls book'. This book is to account for the issue of all new balls and the return of all old balls. The groundsman is to have custody of the book and to make it available for perusal by the committee from time to time as the committee shall determine." Priceless!

When the Club was faced with the greatest threat in its history, one of Crommo's sub committees once again saved us. The issue concerned the price of after match beer cans in 1973, a year of rampant inflation in Australia. Should we sell them for 30 cents a can or should we put the price up to 35 cents? After rather protracted and exhaustive discussions during which the rate of inflation undoubtedly overtook the original question, Crommo reported that we could now buy 3 cans for \$1. Priceless!

On field incidents seemed to follow Crommo around. An opposition batsman hit the ball far into the outfield on No1 Oval. Fieldsmen gave chase until the ball was retrieved metres from the fence. Meanwhile, Crommo, hastening up to take the throw, slipped and careered into the stumps sending them flying. The throw was on its way as Crommo desperately tried to remake the stumps scrabbling around looking for bails amidst the wreckage. He flung his glove off just as the ball reached him and he attempted, unsuccessfully, to catch it while it sailed over his head. No one had thought to back the throw, possibly because they were all in paroxysms of laughter. The batsmen kept running, the stumps still askew. The result? 5 runs. Bails still scattered on the ground. Crommo searching desperately for his abandoned glove. Priceless!

As with everything on and off the field, Crommo was unfailingly cheerful and optimistic even in the face of potential disaster.

He looked after a club where friendships are cherished, where relationships are lasting, where generosity and self-sacrifice are mixed with much laughter and fun and enjoyment. Crommo lived those ideals, especially through his natural generosity. Time after time, he put the club first, the team first, other players first. Significantly, the club always went back to Crommo.

When we won, Crommo was gracious. When we lost, Crommo was gracious.

He won two 2nd Grade premierships, 16 years apart. The tears of joy that he shed after the last thrilling moments of the pulsating Grand Final of 1980 were proof to the younger players of just how much this triumph really meant.

In Crommo's estimation, people were at their best when playing cricket with a generosity of spirit. He gave us the gift of time and a deictic example of playing for the sheer love of the game, a love of the club and of its players that endured for 61 years, not through money or facilities or mercenary players but by sheer goodness where he made sure that each player and each supporter belonged from the very first moments that they turned up, where sacrifices were made to invigorate, to build, to sustain the community of Sydney University cricket.

It's hard to think of the Sydney University Cricket Club without thinking of Crommo. He has mirrored the club to itself and he has given expression to its soul.

Now, Crommo is gone.... But not quite. He could never leave on time anyway. But his undoubted legacy lives on. Even though something of our soul goes with him.

We will carry on in his name because his was an exemplary life, lived for us, in the service of others. And as we say in ancient Rome Euge bone serve et fidelis.

Well played, Crommo. Good and faithful servant of our great game!

Well played. Good and faithful friend of us all.

Paul Frame

Died October 2021 aged 74 (1947–2021)

Paul Frame joined SUCC in 1968 in the final year of his Science degree, having already spent two seasons at Waverley, where he showed early promise in his first year including what was to be his top score in Sydney Grade cricket with 109 not out, and a season aggregate of 372 runs at an average of 31. The 67/68 season at Waverley was less productive with 14 innings yielding only 133 runs @ 10, and only one wicket. Earlier he had attended Vaucluse Boys' High.

So, he turned to new pastures at Uni, where he spent 3 seasons, primarily as an attacking batsman, both as opener and middle order, but also a useful leg-spinner. He was an outstanding fieldsmen, with sure hands up close, and piercing throw from covers or similar, a skill further honed during winter with SU Baseball Club, a common combination for cricketers in those days before the baseball comp switched to summer. Ahead of his time, he was active vocally and clapping to exhort extra effort, perhaps a trait developed on the baseball field.

He oscillated between grades in 68/69, scoring well in 2nds (247 runs @ 35), but in 1sts his 9 innings accumulated only 120 runs. However, against Wests, Paul scored 75 and shared a match winning 147 partnership for the 8th wicket with Rick Lee (who scored 104) against a first-class attack including some and perhaps all of Corling, Rhodes, Gilmour and Simpson. Paul opened the SUCC batting on the legendary IV tour to Hobart, and joined the post-match drive to see Lake Pedder before it was flooded.

Similarly, in 69/70, some strong performances in 2nds included a top score of 94, but promotion yielded only 45 runs from 8 innings. However, he did collect 4–66 versus Gordon, his best bowling performance for the Club. The same pattern occurred in his final season with the club (394 @43 in 2nds, but only 104 from 6 innings in 1sts). He was also a member of the committee in 70/71.

His friendly grin, quips, and keen enthusiasm during and after the game are well remembered (together with his lovely girlfriend Julie, later to become his wife, albeit their marriage did not last). In those days, only the captain was able to play for SUCC more than 2 years after graduation. So, in 71/72, he transferred to North Sydney, where he scored 367 @23. Queensland's sunshine attracted him north, as well as work, plus beloved mangoes (of which it is said he ate so many while picking during a work holiday that he developed an allergy).

In 1972, he joined University of Queensland CC, where his 39 first grade matches yielded 999 runs @ 30, plus 9 wickets @ 12. His highest score was 170, which he made during a club 1st grade record partnership for the 3rd wicket of 230 with John Buchanan, who later became Australia's coach. Overall, he had 5 seasons with UQCC, where he also tallied 577 runs in 22 innings in second grade.

Obituaries cont.

Paul Frame cont.

In 1978, he was awarded an MBA by the University of Qld. In addition he obtained a Graduate Diploma in Education by correspondence from the University of South Australia. In 1979, his career took on an international focus, by joining the World Bank and later the United Nations, working in areas of education, commerce and mining. His assignments included stints in UK, Jamaica, Indonesia and United Arab Emirates.

Over the last few years we have been informed "Paul had a long and stoic battle with a number of debilitating health issues. He died in hospital in Darwin (in October 2021, aged 74), surrounded by his loving family and his devoted and loving wife, Yanti".

Season	Club	INN	NO	HS	Runs	Ave	Wkts	Runs	Ave
1966-67	Wav.	15	3	109*	372	31	4	260	65
1967-68	Wav.	14	1	36	133	10.23	1	53	53
1968-69	Uni.	9	1	75	120	15	1	147	147
1969-70	Uni.	8	0	16	45	5.62	7	244	34.85
1970-71	Uni.	6	0	52	104	17.33	1	4	4
1971-72	N.S.	17	1	57	367	22.93	0	70	-
Totals		69	6	109*	1141	18.11	14	778	55/57
1970-71	RKC	1	0	0	0	0	0	13	-
1971-72	RKC	5	1	70	232	-	-	-	-
Totals		75	7	109*	1373	20.19	14	791	56.5

RKC =

Rothmans' Knock-out Cup. Retrospectively included in 2014.

Dr. George Frank Hugh Stening

Died 10 May 2022 aged 85

Frank Stening, one of University's outstanding cricketers of the 1950s, died on 10 May 2022 at the age of 85.

Dr Stening entered University to study Medicine in 1955, following a very successful career in school cricket at Cranbrook. Possibly at school his batting was more highly regarded than his bowling – he scored 101 not out against Barker in 1953-54 – but he was the leading all-rounder in an unusually strong Associated Schools competition that featured players like Gordon Rorke and Neil Marks. University's selectors were quick to seize on his potential as a fast bowler, and he was hurried into the First Grade side in 1955-56. It was a steep learning curve, and he captured only a handful of expensive wickets in that first season. He later recalled that, It was daunting to be playing with and against names you had only heard of and not met. Grade cricket in those days was strong and you played regularly against the state players and internationals. Remember too, that NSW was virtually the Test side. And there were many grade cricketers as good as the internationals playing in the competition. In 1955

Peter Hall was our captain, a debonair and slightly eccentric architectural student/graduate. He would arrive at the cricket attired in a Uni Blues blazer driving a vintage car or Bentley that stood out amongst the opposition, and us, especially at places like Bankstown. He was unfailingly polite and a handy, but not brilliant, cricketer. My second game in First Grade was on the Monday of the long weekend against Manly at Manly and Keith Miller was captaining Manly. There was a decent crowd there to see Miller, who had been controversially dropped from the Test side. I can remember he strolled into our dressing room before the start not knowing any of us except Saxon, and wanted to know our captain. Peter timidly, but very presentably, indicated he was and Miller immediately demanded 'do you want to bat or bowl?' Peter responded that he thought we should toss, to which Miller responded 'you bat', which we did. They beat us by an innings in the day and Miller did virtually nothing other than to run me out. That was really how we were accepted in grade and we ended the season not winning a game and having, I think, one draw.

The following season, Dr Stening made a useful contribution towards the First Grade team's surge to the semi-finals. Unfortunately, in the last match before the finals, he held a spectacular diving catch at backward square against North Sydney, but broke a rib in the process, and could only look on as Glebe overpowered the students.

By the start of the 1957-58 season, he had developed his pace and stamina and became a genuine force in First Grade cricket. A few critics complained that he didn't move the ball very much, but at his best he could be as quick as any bowler in Sydney. In December 1957, he bowled 18 eight-ball overs in an afternoon to claim 5-67 against a strong St George side. Although he and his new-ball partner Dave Walker suffered from limited support and some terribly fallible catching, Stening ended the season with 34 wickets at the excellent average of 19. He also scored his first half-century in First Grade and earned his first representative selection, for a Metropolitan team against a combined Newcastle-Illawarra side. He improved still further in 1958-59, claiming 35 wickets at 13, including a conspicuously hostile spell of 7-30 against Bankstown. He was chosen in the NSW Colts team for the annual match against Queensland Colts and, although his bowling was hampered by an ankle injury suffered in the week before the game, he followed his two wickets with a match-saving innings of 56 (against an attack that included, in Tom Veivers and Peter Allan, two future Test bowlers). His hard-hitting batting was often valuable in University's lower-middle order.

Although his pace had dropped a little in 1959-60, Stening still managed 30 wickets at 16 in 1959-60, and also hit his highest First Grade score, 60 against North Sydney. That innings ended in unusual circumstances: not out overnight, he was nowhere to be found when play resumed on the second day of the game, and was "timed out". When he eventually appeared at the ground, he blamed his lateness on a punctured tire, and grabbed three wickets to help University win a tight match

by 16 runs. Altogether in First Grade he scored 779 runs at an average of 15.9 and took 114 wickets at 20.

George Frank Hugh Stening was born on 20 October 1936 and died on 10 May 2022. He is survived by his second wife Loekie, their daughter Nadina, and his sons Mike, Angus and Tom. The club extends its condolences to Dr Stening's family.

John Tomoko

Died in December 2021

John was the father of former 1st Grade captain, Craig Tomoko.

While studying Engineering, John played for the Club during 1955–56 and 1956–57 including four games in 1st Grade (SUCC 1st Grade cap no406).

These were grim seasons for the Club. In 1955–56, 2nd Grade won four games, 3rd Grade had one victory, PGs did not win a game. The exception was the 1st Grade's position in the semi-finals in 1956–57. John scored runs steadily in grades below 1st Grade in his first season (283 runs including 48 against Wests in PG) and showed promise with his off spinners until he made his debut in 1st Grade in two games at the end of 1955–56. He played two more games in the 1st Grade side that made the semi-finals, but his Grade career finished when he took up a position in Canada as an engineer.

When Craig played for the Club from 1980, John once again followed the Club's fortunes on most Saturdays along with his wife, Margaret.

In games for which records survive, John's career with SUCC was:

1955–57. 32 innings, 4 not outs, 48 highest score, 353 runs, 12.1 average. 11 wickets for 133, 12.1 average.

Dr Paul Norman Wansey, MBBS

Died on 17 March 2022 aged 80

Educated at the Shore School, Paul represented the Sydney University Rugby Club in 1st Grade and played one season for SUCC in 3rd Grade in 1963–64, captained by Ross Richards, a side that was runners up, losing the Final to Petersham. Paul scored 96 runs and took 11 cheap wickets.

The Club's sympathies are extended to his family especially to his wife, Vicki, to their four daughters and to their five grandchildren.

Eric Stockdale

16 August 1927 to 7 August 2021

Eric Stockdale was 93 years old when he died last year. He was the fifth oldest of those who had played for the Sydney University Cricket Club and who had been still living.

Kendal Binns was 98 in March; Greg Scahill was 97 in June; Bert Alderson will be 97 in December 2021; Ken Alderson was 94 in June; and Eric Stockdale died just eleven days short of his ninety fourth birthday.

Throughout his long life, he was inquisitive, curious, always willing to explore, unfailingly buoyant. He took an intense interest in others for whom he was mentor and friend but he never took himself too seriously despite his strong views. Donald Scott-Orr, who played cricket and baseball with him at University, remembers him as "roughly handsome, lanky, a somewhat awkward looking sportsman but very effective."

Eric was born to Alma and Alec (Alexander) Stockdale at Sans Souci and was educated at Sans Souci Primary, Kogarah Intermediate and Canterbury Boys' High (where he played in the 1st XV) before he gained his electrical contracting licence, joining his father who was Secretary of the Electrical Trades Union. A Commonwealth Scholarship, however, enabled him to change direction and to enter Sydney University in 1951 and to commence studies for a Bachelor of Arts.

He had learned to play cricket on a home-made wicket in his grandfather's market garden in Sans Souci. His grandfather had emigrated from the north of England with a love of cricket which he passed on to young Eric who supplemented this practical knowledge with an intellectual study of the game, relying on Sir Donald Bradman's magisterial 'The Art of Cricket'. Eric could have written an instructional book on cricket himself. He became an admired technical batting coach whom his players respected implicitly for his depth of knowledge.

At University, he was a fine batsman and an agile fieldsman on the cricket field who won the Club's inaugural 'FE McElhone Fielding Award' in 1955–56. He often opened the batting and in his first season, 1951–52, in 3rd Grade, he went in first with Donald Noble Scott-Orr who had been named after two Australian Test captains, Donald Bradman and MA Noble, his uncle. That 3rd Grade side lost only to Petersham in the final round to finish runners up. Stockdale's 416 runs for the season included his only century in Grade Cricket. Scott-Orr's 411 runs included productive partnerships with his older teammate.

It took two seasons before he was summoned to 1st Grade (1st Grade cap no399) for the new year's game against Gordon at the SCG in January 1954. His 1st Grade career was to remain strangely unfulfilled during ten years. He scored runs here and there; his bowling was hardly used until much later; his fielding was as sharp as ever; he spent more time in the lower grade than he did in 1st Grade. All the while, however, he was accumulating experiences and knowledge which he was then to pass on as a coach to so many younger cricketers and he persevered with resilience.

He immersed himself in undergraduate life, playing Inter-Varsity games (memorably by recording a 'pair' in his first game in 1951–52 against Melbourne University), serving on the Committee of the Club, and making friends across the grades. Graham Reed remembers him as someone "we all liked. He hung around a lot, went to practices regularly, was a good club man who tried hard without a good deal of success." He enjoyed Friday nights at 'The Trots' down the hill at Harold Park with numbers of the Club's players.

Obituaries cont.

Eric Stockdale cont.

His off spinners were hardly used until 1958–59 in 2nd Grade when he took 31 wickets (he had taken only 13 wickets in his previous seven seasons). Even in that 2nd Grade side he could have had many more had “countless catches” not been dropped.

He played two seasons with Waverley (1st Grade cap no347) and, aged 35, he finished his Grade career with Paddington. By that stage, his batting had deteriorated but his off spinners were increasingly productive.

He gained teaching qualifications from Sydney Teachers’ College and the University of New England and embarked on a teaching career which took him to a number of Independent Schools, Cranbrook, Newington, Kings and Kogarah Marist Brothers, where he taught English, Economics, French and History and coached cricket, rugby and hockey. He was entrusted with positions of authority at a number of schools as he was variously Master in Charge of Cricket, 1st XI coach, 2nd XV coach, and Housemaster. When he was at Newington, he was the GPS Convenor of Cricket and coach of the GPS 1st XI.

Perhaps his own struggles as a cricketer made him an even better coach as he had a sound intellectual and technical grasp of the game and an ability to explain and encourage. He also understood the necessity to play the game to the highest level of sportsmanship.

He was also innovative as a coach and as a teacher. He coached the 1st XI at Newington with imaginative drills and tactics. Batting, in particular, improved considerably in his sides. When he was Housemaster of Macquarie House at Kings, he reorganized the House structures, instituting a fathers’ committee and a mothers’ committee for the House.

When he was 1st XI coach at Newington and Kings, he restructured their training regimen and introduced coaching clinics within the nascent NSW Cricket coaching structure and games against senior grade cricketers.

In more recent years, Eric attended the Club’s sesquicentenary dinner at the SCG where he was much sought after by his dwindling band of teammates and by those whom he had coached before they themselves played for the Club. Then, in 2015, he was named as one of the ‘Living Luminaries’ of the Club at the SUSF cricket lunch.

He was an inspiration to younger cricketers and he had that endearing, whimsical ability, according to Donald Scott-Orr, of “regarding more traditional people as taking themselves too seriously.”

The Club’s deepest sympathies and respect are expressed to Eric’s wife, Bev, and to their two daughters, Liani and Erika.

Acknowledgements:

Liani Stockdale (daughter), Hartley Anderson (SUCC), John Baird (ex TKS), Lawrie Bott (ex NC), Colin Clowes (CNSW Librarian) John Osborne (ex NC), Jenny Pearce (TKS Archivist), Michael Punch (former SIC 1st XI coach), Graham Reed (SUCC),

David Roberts (NC Archivist), Donald Scott-Orr (SUCC).

CNSW: Cricket New South Wales.

NC: Newington College.

SIC: St Ignatius’ College.

SUCC: Sydney University Cricket Club.

TKS: The Kings School.

M	INN	NO	HS	Runs	Ave	Wkts	Runs	Ave
SUCC 1st Grade 1953–59								
19	22	3	56	279	14.6	1	108	108.0
Waverley 1st Grade 1959–60								
2	2	0	8	9	4.5	1	54	54.0
Paddington 1st Grade 1961–63								
-	26	13	21	155	11.9	29	747	25.8
SUCC all grades 1951–59								
-	125	10	100	1940	16.0	44	999	22.6

Dr Neil Thompson

Died 30th October 2021

Cricket, and particularly Sydney University Cricket Club, played a significant part in the life of Dr Neil Thompson who died on 30th October 2021, aged 81.

Neil grew up in Bondi, went to school at Bondi Public School and Sydney Boys’ High School. He was capable and competitive at many sports. He was in the Sydney High 1st XI, and also in the rugby, tennis and athletic teams.

While at University, where he started in Pharmacy but quickly moved to Medicine, he initially played with Waverley Club and reached first grade. He then moved to SUCC where, in the 1959–60 season he played second grade. The annual report (which contained some pretty blunt comments) noted: “It would seem obvious that each batsman must concentrate heavily on developing a defensive technique before he can hope to be a successful candidate for First Grade cricket. This problem applies to Neil Thompson and others”!! The batting highlights included “Neil Thompson’s 62 against Cumberland.” His batting figures were 13 innings, aggregate 116, average 13.6. He was mentioned in the bowling figures for taking one wicket for 21 runs. In the Poidevin-Gray Shield competition he scored 37 and took 1–13 against his old club Waverley, took 2–25 against Randwick, 2–49 against Western Suburbs, and scored 66 against St George. In the intervarsity match against Melbourne, he scored 25 in the second innings but Sydney was thrashed by an innings!

The following season (1960–61) he played mainly in third grade where his highest score from 3 innings was 50, he took 2 wickets at 28.5, 3 catches, and he was “particularly outstanding” in the field. He (and several others) “played one or two good innings marked by real evidence of concentration” (some progress from the previous report!).

In the 1961–62 season he scored 108 against Combined High Schools and 116 against the RAAF. In second grade he scored 198 runs in total and took 16 wickets. He also had four innings in third grade for a total of 102 runs and took four wickets. The Annual Report records that “Some of Neil’s sixes were quite fantastic.”

In the 1962–63 season he played two matches in first grade scoring 24 runs but played more in second grade where he was part of the premiership team. He took 30 wickets with best efforts of 3–17 and 5–49 in one game and 5–49 in another. He was described as an “under-rated” bowler who “used the new ball very intelligently and what he lacked in speed he made up in guile”. This might refer to his left arm “banana ball” which came into a right-handed batsman from a long way out!

The 2nd XI in 1963–64 were again premiers. The report states: “Neil had a most successful season taking 31 wickets and scoring 192 runs. He was most consistent and his 7–38 against Manly was as a result of a magnificent spell of bowling.” That year, in the intervarsity against Queensland Uni he took 7–50 and 2–20.

The following season the seconds won the premiership again. Neil was thus a significant contributor to three successive premierships, particularly as he scored a century in the final. He also took 18 wickets.

During his university days he also played cricket for the St Michael’s Vacluse church team in their competition.

After graduation from university, he worked at Parramatta Hospital as a resident medical officer and played cricket with the University Veterans. In 1965–66 he had 5 innings with a top score of 59 and collected 22 wickets. The next season he batted 11 times with a top score of 61 and collected 30 wickets. He was selected in the combined City and Suburban team.

He travelled to the UK to further his medical education and worked in Liverpool and Cambridge. He also met and married Elaine, gained his FRCSE and FRCS diplomas and they had their first child. Life was busy! They later had two daughters. While living at Cambridge he played with the Cambridge Travellers team as well as hospital teams.

The family returned to Australia in 1972. He trained further in Orthopaedics and obtained his FRACS. He resumed cricket with the Veterans. In the 1972–73 season he batted nine times for a highest score of 61 and collected 29 wickets. In the 1973–74 season he had 7 innings with highest score of 53 and collected 22 wickets. The report for the 1975–76 year states that he “made a welcome return. He batted and bowled as if he had never been away from the game”. The report however quotes only one innings of 27!

In 1976 he made another good decision and moved to Lismore to live. He was the only Orthopaedic Surgeon resident in the town, was on call all the time, and was very busy. He continued to provide a quality practice but was later to welcome other Orthopaedic surgeons to town. He retired after 25 years of dedicated service to the local community.

During this time, he continued to play occasional games of cricket, notably in the annual Doctors v. Lawyers game. His bowling was restricted by a lower back problem. This hampered his golf too. He played tennis regularly.

In 1978 while in Hobart attending a meeting of the Australian Orthopaedic Association he was involved in climbing a telegraph pole to rescue a young man behaving erratically. He received the Australian Commendation for Brave Conduct and the Silver Medal of the Royal Humane Society. This was an example of his care for fellow humans.

In retirement he was not idle. He played tennis and occasional golf and managed to find time to write a book entitled “Sawbones, Saddle Burns, and Soothing Balms” on the history of medical practice in the Richmond Valley from 1866–1986.

Throughout his life and particularly while at University playing cricket Neil made good friends who remained friends for life. He was great company, with comments that were insightful and showed his quirky sense of humour. He was part of a large and loving family. He was described by his eulogist as “a gentleman and a great bloke”

Lindsay Graeme Foster SC

Died 21 November 2021 aged 70.

Lindsay played two seasons, 1974–75 and 1976–77, with SUCC having previously played five seasons with Northern District.

Those two seasons were mightily successful and memorable for the University 3rd Grade side that was Runners Up and then Minor Premiers under the astute and inclusive captaincy of the much-respected Rob Thomas. Lindsay was an integral part in the success and harmony of those sides.

He had been educated at Knox College where he ‘took under his wing’ younger students who may have been otherwise overawed. One of those was Chris Elder who especially remembers Lindsay’s kindness and thoughtfulness towards him. Those characteristics, and a chuckling laugh that put everyone at ease, were to remain with him throughout a distinguished life.

Lindsay studied Arts/Law, was later called to the NSW Bar and was eventually appointed to the Bench.

Some of those who shared those seasons in the mid–1970s have written with much appreciation for Lindsay’s life and influence.

Rob Thomas his captain.

“He was an enthusiastic and jovial team-mate and club member; a stylish batsman with a flourishing cover drive; not only a contributor on the field but great company after stumps. I also recall him as a very dedicated law student. He carved out a successful career as a barrister and as a respected judge.”

Obituaries cont.

Lindsay Graeme Foster SC cont.

Dr Lawrie Bott

"That year of cricket (1974–75) was the most enjoyable of my career...a wonderful bunch of people and future life-long friends. Lindsay was one of the enthusiastic, happy players who allowed us to achieve great heights that season...a brave batsman with an excellent cover drive."

Steve Ward

"As I try to picture him, every time the image that emerges is both youthful and cheerful. I cannot recall him without a smile on his face. He was typical of that team that provided me with a stable and highly enjoyable home."

Chris McRae

"I used to catch up with Lindsay when Trinity played Knox in the Rugby, discussing legal matters...like the lousy refereeing!"

Jock Baird

I knew Lindsay in a number of other respects apart from our playing days: as a barrister when he was at the Bar. I, as solicitor, would brief him (and sometimes be opposed to him), as proud fathers when our respective sons were in the Knox Grammar rugby U13 – U15A's where we spent many a convivial winter's Saturday morning doing what fathers do, standing on muddy sidelines on such occasions (mostly drinking coffee to stay warm and discussing the plight of the world, or at least the Wallabies), and finally when Lindsay had been elevated to the Bench and I would appear before him (he was very kind to me and forgiving of my inadequacies on more than one occasion).

He was always good company, especially over a glass of red wine or two, with a lively wit and an engaging smile that often foretold some piercing observation or remark (but never delivered with any malice). He was generous with his time to those who sought his advice and never condescending to those less fortunate or who did not possess his powerful intellect: a true gentleman and scholar. Even when he became extremely ill he never lost his sense of humour or his curiosity at the world, but bore his pain stoically and with incredible strength and optimism.

Lindsay of course had a very distinguished legal career. I knew him as a friend: a good cricketer, raconteur and bon vivant. We shall all miss him."

The Club offers its sincere sympathy to Lindsay's wife, Anne, and to their four children.

Trevor Boyd

Born 22 October 1944. Died March 2022, aged 77.

Trevor was from Hermidale via Nyngan and he completed his secondary schooling at St Joseph's College Hunters Hill.

He was a highly successful scholar and an outstanding sportsman who represented the College 1st XI for three

seasons (1960,1961, 1962) as well as the College 1st XV. St Joseph's were GPS 1st XI Premiers in 1962 and Trevor was selected in the Combined GPS side in 1961 and 1962. For the 1st XI, he had extraordinary figures...8 centuries in 24 games including 680 runs @68.4 in 1962 with 4 centuries.

Trevor's Grade cricket career commenced with Glebe-South Sydney in 1959–60. He was selected in the Combined Green Shield side of 1960–61 and was promoted to 1st Grade on 9 March 1963 during the 1962–63 season, aged only 18. He played in the Poidevin Gray side which contested the Final in 1963–64, then the 1964–65 side that was undefeated Premiers (managed by Ian Fisher) and then captained the 1965–66 Poidevin Gray side when the Club was amalgamated with Paddington to form the Sydney Club.

He caught the eye of the NSW selectors and was selected for various Combined Metropolitan sides until he debuted for NSW at the SCG against Victoria in January 1967. This was a rather forgettable game as NSW was bowled out for 93 and Trevor, batting at number 4, was caught behind for one. Compelling figures in 1st Grade demanded a recall and he played two games in 1967–68 and one final game at Adelaide against South Australia in February 1970 where ironically, his final innings for the State saw him post his highest score for NSW, 46 in NSW'S loss by 195 runs.

In Grade cricket, he captained Sydney's 1st Grade to the Final of the 'Rothman's Knock Out' limited overs competition.

In 1975–76, Trevor played his one season with Sydney University, scoring 269 runs in 1st Grade before returning to the Sydney Club of which he was President from 1977 until the Club was removed from the competition in 1985.

He had studied Law at Sydney University, graduating in 1968, and he practised as a solicitor and then as a barrister, a long-term and respected member of 2 Selborne Chambers.

The Club honours a remarkable life and extends its condolences to Mr Boyd's family and friends. His funeral was held on 25 March 2022.

His Grade Cricket record for Glebe, Sydney and Sydney University:

M	INN	NO	HS	Runs	Ave	100s	50s
255	278	32	151no	6953	29.26	6	34

Obituaries recorded in previous Annual Reports (from 1969)

- Harry Carson Abbott 2008–09
- Victor Ainsworth 2006–07
- Col Alderdice 2002–03
- Richard Allen 1998–99
- Dr Bernie Amos 2004–05
- Dr John Anderson 1977–78
- Judge Kenneth Asprey 1993–94
- William Astridge 2002–03
- Ken Bangs 2002–2003
- Judge Dick Barbour 2005–06
- ‘Mick’ Bardsley 1983–84
- Peter Barnes 2004–05
- Peter Beale 2018–19
- Richard Beard 2009–2010
- Dr. Helen Beh 2011–12
- Rev. Peter Bennie 2002–03
- Sir Hermann Black 1989–90
- Emer Prof Ralph Blackett AO 2008–09
- Doug Blazey 2015–16
- Phil Blazey 2017–18
- Sir Nigel Bowen 1994–95
- Prof. Gavin Brown AO 2010–11
- **Prof David Buckingham 2020–21**
- Dr. Mark Burgess 2012–13
- Bruce Burraston 1998–99
- Dr Walter Calov 1989–90
- Miss Jessie Campling 2001–02
- Dr Don Carney 1985–86
- Austin Chapman 2011–12
- John Chapman AM 2010–11
- David Clarke AO 2010–11
- Dr John Clouston 2006–07
- Dr Tom Clouston 1961–62
- Emer. Prof. David Cockayne 2010–11
- Bill Cole 1996–97
- George Cole 2010–11
- John Cope 2018–19
- Prof. John Copleston 2016–17
- Norman Corkhill 1998–99
- Ray Coxhead 1982–83
- Bob Cristofani 2002–03
- Colin Crichton-Smith 1984–85
- Mrs Leila Crompton 1999–2000
- Alan Ritchie Cumming-Thom 2006–07
- Dr Alistair Cumming-Thom 2003–04
- Athol Davis 1994–95
- David de Carvalho 1994–95
- Sonny de Carvalho 2010–11
- John Dettmann 1997–98
- Camille Dezarnaulds Snr 1999–2000
- William Allan Dick AO 2003–04
- David Dickins 2002–03
- Ronald Arthur Dubedat 2008–09
- Joseph Duggan 2005–06
- Dr Roger Dunlop 2012–13
- Prof. A.J. Dunstan 1999–2000
- Dr Brian Dwyer 2005–06
- Ray Eastcott 1991–92
- Anthony Edgar 2017–18
- Dr Helen Emery 1991–92
- Neville Emery 1991–92
- John Emmett 1994–95
- Norman Falk 1996–97
- Frank Farrar jnr 1985–86
- Fr. Wally Fingleton 2011–12
- Dr Peter Finley 1993–94
- **Michael Forbes 2020–21**
- John Foord 2007–08
- Dr David Fox 2013–14
- Peter Gannon 2010–11
- Dr Alban Gee 1985–86
- Hugh Giblin 1996–97
- Prof. William Gissane 1980–81
- Gerry Gleeson 2017–18
- Peter Glenday 1988–89
- Judge David Godfrey-Smith 2001–02
- Reg Gostellow 1984–85
- Joe Goncalves 1982–83
- Brig. Phillip Greville 2010–11
- Ronald Grimble 2018–19
- Peter Hall 1994–95
- Sir George Halliday 1987–88
- Mrs Gladys Hamblin 1996–97
- Dr. Brian Hanley 2012–13
- David Hanlin 2001–02
- Greg Hammer 2001–02
- Frank Hampshire 1989–90
- W.E.P. Harris 1996–97
- Dr Brian Hartnett 2006–07
- Francis Hayes 1999–2000
- Justice Michael Helsham 2002–03
- Bill Hickey 1989–90
- Dr Jim Hogg 1976–77
- Dr David Howell 2017–18
- John Richard Hunt 2006–07
- Sir Lincoln Hynes 1977–78
- Dr. Peter Lyall Jeffrey 2009–10
- Brett Jobson 2014–15
- Dr Alex Johnson 1988–89
- Rev. Bernard Judd 1998–99
- Christopher Kelly 2012–13
- Ross Kelly 1969–70
- Bert Kennings 1987–88
- Denis Kevans 2005–06
- Charles King 1997–98
- Peter Joseph Kinsella 2006–07
- Norman Lampport 1999–2000
- Richard Laurie 2011–12
- Harry Francis Lenertz 2014–15
- Dr Jim L'Estrange 1990–91
- Sid Logan 1994–95
- Dr Tony Low 2001–02
- Mrs Dixie Lovell 1998–99
- Dr Kevin Lynch 1999–2000

- Dr Jim Mackie 2018–19
- Mrs Catherine Maddocks 1998–99
- Dr Alec Mayes 1999–2000
- Prof. Bruce Mayes 1996–97
- Sir Eric McClintock 2017–18
- Ivor McCristal 2005–06
- Sir Charles McDonald 1969–70
- Eric McElhone 1981–82
- Dr Alan McJannett 1997–98
- Paul John McKeown, AM 2009–10
- Dr Peter McLaughlin 2001–02
- Tony McMahan 2006–07
- Thomas (Bill) Magney 2012–13
- David Meagher 2001–02
- Dr Dennis Meintjes 2003–04
- John Meredith-Jones 2018–19
- Richard Curtis Mesley 2013–14
- Peter Molloy 2001–02
- Jeremy Morgan 1987–88
- Capt. John Morris 1975–76
- Jack Mould 1983–84
- Prof. Bede Nairn 2005–076
- Judge Denys Needham 1998–99
- Dr Thomas Nevell 2003–04
- WP (Pat) Nicholas 2004–05
- Rodney Noble 1994–95
- Dr Robert Norton 1994–95
- Elizabeth O'Sullivan 2018–19
- Michael William O'Sullivan 2013–14
- Russell Oldham 2005–06
- Trevor Pearson 2008–09
- Prof. John Peden 1985–86
- Mrs Margaret Peden 1980–81
- Chris Pelly 2012–13
- Colonel Phil Pike 2001–02
- Dr William Pitty 2018–19
- John Hereford Portus 2006–07
- Robert (Bob) Radford, A.M. 2003–04
- Eric Ridley 1984–85
- Roxburgh Robson 2005–06
- Dr H.O. Rock 1977–78
- Mrs Mary Rodgers 1998–99
- Dr Cecil Rogers 1976–77
- Dick Rogers 1994–95
- Dr Alec Ross 1996–97
- Andrew Rowe 2011–12
- Garry Saint 2013–14
- Ben Salmon 1979–80
- Prof Alan Sargeson FAA FRS 2013–14
- **Dr Roger Arnott Scamps 2020–21**
- John Shattock 2011–12
- Keith Sheffield 2017–18
- David Simpson 2015–16
- **John Richard Roy Simpson 2020–21**
- Dr. Stewart Smith 2002–03
- Clive Smoker 2011–12
- John Solomon 2019–2020
- Walter South QC 2002–03
- Sir George Stening 1996–97
- 'Ossie' Stenmark 1971–72
- Tony Stenmark 2001–2002
- Dr Tom Street 1978–79
- Jim Sullivan 1992–93
- Jim Sullivan Jnr 1985–86
- Johnny Taylor 1970–71
- Rob Theobald 2004–05
- Dr Ian Thew 1977–78
- Andrew Towzell 2016–17
- B.H. Travers 1998–99
- Len Tully 2009–10
- Mrs Gladys Turner 1990–91
- Roy Turner 1994–95
- Greg Urwin 2008–09
- George Vorlicek 1998–99
- Leslie Walford 2011–12
- David Bruce Walker 2013–14
- Judge William (Des) Ward 2012–13
- Dr. John Brock Westphalen AM 2008–09
- Prof. Sir Bruce Williams KBE 2010–11
- Mark Wilson 2007–08
- Ian Wolfe 2011–12
- Dick Woodfield 2015–16
- Peter Graham Young OAM 2008–09
- Peter van Zuylen 2003

Remembering the Fallen

MEMBERS OF THE SYDNEY UNIVERSITY CC, KILLED IN SERVICE OF AUSTRALIA

WORLD WAR I

**MAJOR JOHN NICHOLAS FRASER ARMSTRONG
(SUCC 1902-04)**

Died 5 July 1916, France, aged 38

CAPTAIN WILLIAM ROBERT ASPINALL MC (SUCC 1912-14)

Killed 20 July 1917 in France, aged 24

LIEUTENANT ROBERT ANTHONY BARTON (SUCC 1914-15)

Died 9 June 1917, Messines, France, aged 22

LIEUTENANT ALAN RUSSELL BLACKET (SUCC 1913-15)

Died 16 August 1916, France, aged 22

**CAPTAIN NORMAN WALFORD BROUGHTON DSO
(SUCC 1908-15)**

Died 10 September 1917, The Somme, France, aged 28

MAJOR GOTHER ROBERT CARLISLE CLARKE (SUCC 1894-97)

Died 12 October 1917, at Zonnebeke, Belgium, aged 42

LIEUTENANT EDGAR BOYD CLOUSTON (SUCC 1913-14)

Died 26 September 1917, Polygon Wood, Belgium, aged 22

SERGEANT WILLIAM HILDER GREGSON (SUCC 1895-1901)

Died 14 November 1916, Guedecourt, France, aged 39

CORPORAL CLIFFORD DAWSON HOLLIDAY (SUCC 1914-16)

Died 20 July 1916, Fromelles, France, aged 21

CAPTAIN ROGER FORREST HUGHES (SUCC 1908-13)

Died 11 December 1916, Flers, France, aged 26

GUNNER ERIC NEAL CLAMP LEGGO (SUCC 1916-17)

Died 20 October 1918, France, aged 25

**LIEUTENANT COLONEL HENRY NORMAND MACLAURIN
(SUCC 1896-99)**

Died 27 April 1915, Gallipoli, aged 36

PRIVATE ALAN DAVID MITCHELL (SUCC 1911-12)

Died 5 May 1915, Cairo, Egypt, aged 23

**LIEUTENANT ALEXANDER ROXBURGH MUIR MC
(SUCC 1914-15)**

Died 13 October 1917, Ypres, Belgium, aged 22

**LANCE CORPORAL CLARENCE GARFIELD PAGE, MM
(SUCC 1911-13)**

Died 22 July 1916, Pozieres, France, age 27.

LIEUTENANT ELLIOT D'ARCY SLADE (SUCC 1911-12)

Died 30 March 1918, Villers Bretonneux, France, aged 23

CAPTAIN ARTHUR (JOHNNIE) VERGE (SUCC 1899-1904)

Died 8 September 1915, at Alexandria, Egypt, aged 35

**CAPTAIN JOHN STUART DIGHT WALKER, MC.
(SUCC 1904-07)**

Died 21 July 1918, at Merris Nord, France, aged 32

WORLD WAR 2

CAPTAIN STEPHEN DENIS FOLEY (SUCC 1934-37)

Died 14 May 1943, at sea off the Qld coast, aged 27

LANCE SERGEANT JACK THOMAS GARVIN (SUCC 1922-24)

Died 4 June 1945, Labuan, Borneo, aged 43

MAJOR LLONDHA HOLLAND (SUCC 1920-21)

Died 14 May 1943, at sea off the Qld coast, aged 41

FLYING OFFICER JACK LEDGERWOOD (SUCC 1939-41)

Died 21 September 1943, Steeple, UK, aged 21

BRIGADIER GEOFFREY AUSTIN STREET (SUCC 1912-14)

Died 13 August 1940, Canberra, aged 46

CAPTAIN LAURENCE EDWARD TANSEY (SUCC 1936-37)

Died 17 August 1943, at sea near Bowen, Qld, aged 24

PILOT OFFICER JOHN ALAN TRAILL (SUCC 1941-42)

Died 18 June 1944, at Gannes, France, aged 21

MAJOR IAN FIRTH VICKERY (SUCC 1931-39)

Died 27 November 1942, Soputa, New Guinea, aged 28

OTHERS NOT ON WAR SERVICE WHO DIED WHILE PLAYING CRICKET FOR SUCC

ROBERT MARTIN GIBSON (SUCC 1899-1901) Arts

Died 2 February 1901 aged 21

RONALD G HARRIS (SUCC 1922-27) Med V.

1ST Grade Captain 1927, Died 15 December 1927 aged 24

ROSS ARTHUR KELLY (SUCC 1969) Ag Science (Economics) II

Died December 1969 aged 22

ATHOL STANLEY DAVIS (SUCC 1992-94)

Died 27 December 1994 aged 21

Club Administration Records

OFFICE BEARERS

Patron (1868–1887 and then reinstated in 1939)

Hon E Deas Thomson	1868–1880
Sir William Manning (KCMG, QC)	1880–1887
A B S White	1939–1944
R J A Massie	1944–1946
Dr T B Clouston	1946–1962
Capt J C Morris	1962–1975
Sir Hermann Black KBE	1975–1990
Dr W J Mackie	1990–2003
A B Crompton OAM	2003–2020
J F Rodgers	2020–

President

Prof M B Pell	1864–1879
H Kennedy	1879–1881
Sir George Allen	1881–1882
Prof A Liversidge	1882–1891
H M Faithfull	1891–1909
Dr F D Kent	1909–1920
Dr N M Gregg	1920–1921
J B Lane	1921–1926
Dr A I Blue	1926–1927
A B S White	1927–1928
R J A Massie	1928–1929
S G Webb QC OBE	1929–1944
J O Stenmark	1944–1956
Capt J C Morris	1956–1962
F F Munro	1962–1965
Dr W J Mackie	1965–1973
G J Scahill	1973–1976
W A South QC	1976–1978
A B Crompton OAM	1978–2000
Hon Justice R Gyles QC	2000–2003
I E Fisher	2003–2004
B W Collins QC	2004–

Chairman (instituted in 1997)

J F Rodgers	1997–1998
I W Foulsham	1998–2005
MW O'Sullivan	2005–2013
J F Rodgers	2013–2015
Adj Prof M T B Bonnell	2015–2018
AF Theobald	2018–

Life Members (instituted in 1970)

S G Webb QC OBE (dec'd 1976)	1971
Dr W J Mackie	1971
Capt J C Morris (dec'd 1976)	1974
G J Scahill	1977
F E McElhone (dec'd 1981)	1978
A B Crompton OAM (dec'd 2022)	1983
E B Le Couteur	1996
M W O'Sullivan (dec'd 2013)	1996
Prof D D Ridley	1996
J F Rodgers	1996
I E Fisher	1999
B W Collins QC	2003
I E Foulsham	2005
M Farrow	2005
P W Logan	2007
D Quoye	2007
G Harris	2008
D A Butchart	2010
L J Carrington	2014
G H Pike	2014
AF Theobald	2014
G J Mail	2017
M W B Faraday	2017

Honorary Secretaries (Since 1868)

R C Teece	1868–72
J M Purves	1868–69
R M Sly	1869–71
D Fisher	1871–72
E Barton	1872–75
G E R Jones	1872–74
F Bundock	1874–75
G E R Jones	1875–77
W C Wilkinson	1875–77
J H Carruthers	1877–78
H Feez	1877–78
R M Sly	1878–80
T W Garrett	1880–85
T Powell	1885–86
A Eden	1887–88

R C Allen	1888–90
A H Garnsey	1891–92
H H Terrey	1892–94
J P Strickland	1894–96
W D Cargill	1896–98
W H Gregson	1898–99
W B Dight	1899–1900
J W Woodburn	1900–02
E F Waddy	1902–03
F C Rogers	1903–04
J S Harris	1904–05
W F Matthews	1905–07
G D MacIntosh	1907–09
O B Williams	1909–10
L C Terrey	1910–11
C J Tozer	1911–14
C G Prescott	1914–15
H V Evatt	1915–16
R Bardsley	1916–17
L C Donovan	1917–18
J Bogle	1918–19
J Clemenger	1919–20
H M deBurgh	1920–21
C H Lawes	1921–22
J H Mould	1922–23
A D Mayes	1923–25
W G Wilson	1925–26
H V Single	1926–27
C Cay	1927–28
J E P Hogg	1928–29
G C Hogg	1929–30
A L Cohen	1930–31
J Hellmrich	1931–32
R A C Rogers	1932–33
N Falk	1933–34
I B Fleming	1934–35
T Glasheen	1935–36
J A Meillon	1936–37
H J Delohery	1937–38
J F Connelly	1938–40
L Seward	1940–41
H B Todhunter	1940–42
E J Halliday	1941–42
G S Smith	1942–44

K Dan	1944–45
D Howell	1945–46
J M Coppleson	1945–46
A R Cumming Thom	1945–46
B R Handley	1946–48
D Dickins	1948–50
D A deCarvalho	1950–51
D R Cristofani	1951–52
D A deCarvalho	1952–53
P B Hall	1953–55
C Pearson	1955–56
P Whiteley	1956–57
J W Peden	1957–59
J A L Blazey	1959–60
C Roberts	1959–60
P L Jeffrey	1960–61
E B LeCouteur	1961–63
P Cross	1963–65
P H Scanlan	1965–66
R E Alexander	1966–68
R C Mesley	1968–69
I W Foulsham	1969–70
D Armati	1969–70
A B Crompton (dec'd 2022)	1970–73
A J Falk	1973–74
D D Ridley	1974–77
M F Sewell	1977–80
J F Rodgers	1980–84
S Quartermain	1984–85
P Glenday	1985–88
M T B Bonnell	1988–89
P J Rodgers	1989–91
M T B Bonnell	1991–92
M Evans	1992–94
D C Cheever	1994–97
A Pearson	1997–98
K Parker	1998–99
Executive Officers	
W Turnbull	1998–99
P Clarke	1999–2002
D Quoye	2002–06
B Burgess	2006–07
G de Mesquita	2007–13
R Barrett	2013–14
D Bryant	2014–19
C Robertson	2019–
SUCC FOUNDATION (Created 1989)	
Chairman	
E B Le Couteur	1989–2004

J F Rodgers	2004–07; 07–08
M E Wilson	2007
P W Logan	2008–2020
D Miller	2020–
Secretary	
J A Grimble	1989–2004
E B Le Couteur	2004–06
M E Wilson	2006–07
G de Mesquita	2007–13
D Bryant	2014–19
C Robertson	2019–
Treasurer	
N Raffan	2004–08
L J Carrington	2008–15
(not required administered by USSF)	
ACB, NSWCA & SCA REPRESENTATION & HONOURS	
Life Members NSWCA	
Sir Joseph Carruthers	1927
(President NSWCA	1908–14)
Sir Colin Sinclair	1927
R C Teece	1927
T W Garrett	1936
R B Minnett	1936
T R McKibbin	1936
J M Taylor	1936
R C M Boyce	1943
S G Webb QC OBE	1944
R J A Massie	1944
Dr H V Evatt KC	1951
J O Stenmark	1956
A B Crompton OAM	1983
(dec'd 2022)	
(Chairman NSW	1988–97)
Cricket Board	
Vice-Presidents NSWCA	
E Barton (later Sir Edmund)	1882–1885
J Coates	1890–1893
H M Faithfull	1890–1895
R C Teece	1897–1898
Sir Joseph Carruthers	1895–1907
Dr H V Evatt, K.C	1935–1955
R J A Massie	1939–1946
Hon Secretary NSWCA	
R C Teece	1868–1870
Hon Treasurers NSWCA	
R C Teece	1882

H M Stephen	1904–1907
Australian Cricket Board Delegates	
G P Barbour	1909
Sir Colin Sinclair	1909–1912
(ACB Hon Sec & Hon	1909–11)
Treas	
S G Webb QC OBE	1955–1972
A B Crompton OAM	1980–1997
(Chairman	1992–95)
B W Collins QC	2004–05
Country Committee NSWCA	
R C M Boyce	1921–1922
Grade Committee NSWCA	
J B Lane	1913–1914
A B Crompton OAM	1973–1979
(dec'd 2022)	
M F Sewell	1979–1982
SCA Committee of Management	
J F Rodgers	1985–1993
(Deputy Chairman SCA	1989–1993)
B W Collins QC	2001–2009
(Chairman SCA)	
G J Mail	2015–2016
NSW Selectors	
T W Garrett	1882–1902
L O S Poidevin	1923–24
E P Barbour	1931–33
I E Fisher	1979–84
G J Mail	2013–16
Life Members of SCA	
M W O'Sullivan	2002
J F Rodgers	2004
M T B Bonnell	2016
G J Mail	2017
I A Moran	2019
O'Reilly Medal Winners	
J A Grimble	1986–87
J M Saint	1991–92
I A Moran	2005–06
G J Mail	2009–10
G J Mail	2011–12
H Kerr (Joint Winner)	2019–20
Michael Bevan Medal Winners	
T Cummins	2017–18
LS Robertson	2019–20

Sydney Uni Sport & Fitness Blues and Golds for Cricket

THE SYDNEY UNIVERSITY SPORTS UNION WAS ESTABLISHED IN 1890 AND BEGAN TO AWARD BLUES FOR CRICKET IN 1894.

Blues have been awarded to enrolled students who have played at least the majority of First Grade matches in a season and have satisfied the Blues Committee that they have performed to a sufficiently high standard.

Golds have been typically awarded to long-serving volunteers who have contributed significantly to the fabric of the Club.

Blues			
Harold Abbott (1947)	Ralph Blacket (1940)	John Cargill (1916)	Walter Fergus Crawford (1913)
A.H. (Bert) Alderson (1951)	Max Blackler (1982)	William D.Cargill (1899)	Colin Crichton-Smith (1928)
H.G.(Hugh) Allen (1908)	M.H. (Marcus) Blaxland (1905)	A.L.(Alan) Cash (1959)	D.R. (Bob) Cristofani (1948)
B.J. (Bernie) Amos (1954)	John M.L. Blazey (1959)	Roy Milton Cawsey (1948)	Alan Barons Crompton (1967)
Tancred DeC Armstrong (1895)	A.I.(Archie) Blue (1899)	M.A. (Mac) Chambers (1959)	James Crowley (2012)
William Shields (Bill) Armstrong (1960)	Ted Body (1902)	John W Chapman (1935)	R.J.(Rodney) Davison (1997)
Kenneth William Asprey (1926)	James (Jim) Bogle (1917)	Stuart Rupert Clark (2009)	M.G.(Graham) Dawson (1964)
John (Jock) Baird (1976)	R.C.M.(Raymond) Boyce (1920)	G.R.C.(Gother) Clarke (1894)	H.M. (Hugo) de Burgh (1914)
Gordon Thyritt Balcombe (1904)	Rowan Brewster (2000)	Robert Clarke (1941)	David A de Carvalho (1954)
Eric Pitty Barbour (1911)	F.W.W.(Frank) Broughton (1904)	D.C. (Doug) Close (1904)	Alan Delarue (1945)
George Pitty Barbour (1895)	N.W. (Norman) Broughton (1912)	Aubrey (Bob) Cohen (1930)	Ernest Cecil Delohery (1899)
Raymond (Mick) Bardsley (1915)	Amy and David Buckingham (1952)	B.X. (Ben) Colreavy (1895)	H.C.M. (Henry) Delohery (1894)
Bruce Boyle Barrack (1915)	Mark Burgess (1978)	T.L. (Tom) Cooney (1913)	J.A.Y.(James) Denniston (1933)
Philip J. Beale (1979)	Hugh Busby (1940)	B.A. Bryce Cooper (1926)	John D.H. Dettman (1939)
Dick Beard (1949)	Geoff Butler (1947)	J.V.M. (Malcolm) Coppleson (1947)	David Dickins (1939)
Leslie Best (1915)	Mark Cameron (2007)	E.J.M. (Ed) Cowan (2002)	F.J.R.(Frank) Dight (1894)
Kendal O Binns (1942)	Campbell (Roy) Campling (1913)	N.J.(Nigel) Cowell (2011)	Charles Dight (1901)
	Robert Smith Candlish (1907)	Leslie Cowlshaw (1900)	Wilfred Dight (1899)

F.J. (Jack) Dillon (1941)	Alban Harvey Gee (1931)	Bruce Hilliar (1942)	John Bayley (Paddy) Lane (1911)
E.N.B. (Ernest) Docker (1906)	Will Gell (2003)	Geoffrey C.H. (Mick) Hogg (1927)	Nicholas Larkin (2012)
E.R. (Tom) Dodd (1962)	Hugh Giblin (1939)	J.E.P.(Jim) Hogg (1925)	C.H.W. (Charles) Lawes (1919)
Leslie Donovan (1917)	Terence (Terry) Glasheen (1936)	Dugald Holloway (2020)	Herbert H. Lee (1892)
Norman G. Ducker (1906)	R.E.P (Reg) Gostelow (1919)	K Hooper (1935)	R.J.(Rick) Lee (1968)
Charlie Dummer (2021)	Damien Grattan-Smith (1981)	David Howell (1944)	Frank Leventhal (1941)
Roger Dunlop (1940)	S.J. (Simon) Gray (1992)	Douglas Hughes (1939)	Harry Lenertz (1947)
Brian E. Dwyer (1943)	Roy Gray (1945)	Harold Hughes (1942)	Mervyn Lloyd (1945)
Adam Elbourne (1996)	Norman McAlister Gregg (1911)	James Charles Hughes (1907)	G.B.T. (Geoff) Lovell (1988)
Doug Emery (1949)	E.J. (Edward) Gregson (1901)	Malcolm J Ives (1960)	A.I. (Tony) Low (1960)
N.A. (Neville) Emery (1947)	William Hilder Gregson (1896)	J. Malcolm Jagelman (1926)	George MacIntosh (1910)
J.G.W.(Jon) Erby (1959)	Philip Greville (1949)	E.S. (Edward) James (1913)	W.J. (Jim) Mackie (1954)
John Henry Everett (1958)	Charles Griffin (1927)	J.A. (John) James (1908)	John Madgwick (1963)
Norman I. Falk (1933)	Peter Brian Hall (1954)	P.V.(Peter) J ames (1969)	G.J.(Greg) Mail (2007)
Frank Martindale Farrar (1912)	George Clifton Halliday (1923)	Frederick R. Jarrett (1925)	William Makin (1908)
Frank M. Farrar (junior) (1942)	Brian R. Hanley (1948)	J.A.H. (Jack) Jeffrey (1939)	Devlin Malone (2017)
James Farrar (1914)	D.W.(David) Hanlin (1947)	Tom Jenkins (1976)	Henry Edward Manning (1898)
Peter H. Finley (1940)	J. Scott Harbison (1961)	C S Jones (1928)	H.H.I. (Hugh) Massie (1908)
Arthur Fisher (1902)	R.G.G.(Ronald) Harris (1926)	Albert Edward Kendall (1919)	R.J.A. (Jack) Massie (1911)
Eric Nortley Fisher (1909)	S.H. (Harry) Harris (1904)	Hayden Kerr (2018)	Walter F. Matthews (1906)
Thomas P. (Tom) Flattery (1922)	W.R. (Will) Hay (2009)	Charles J. King (1933)	Alex Mayes (1923)
D.G.(David) Fox (1960)	Ernest Heden (1901)	M.M.A.(Alec) Kirkpatrick (1928)	Ernest Moore McCaffrey (1915)
J.V. (Jim) Garner (1924)	John Murray Hellmrich (1931)	J.G.(Jim) L'Estrange (1977)	C McCarthy (1938)
Arthur Henry Garnsey (1894)	M.B. (Max) Hesslein (1923)	J.J.C.'Tim' Lamrock (1911)	F.E.(Eric) McElhone (1907)
Thomas William (Tom) Garrett (1894)	Brendan Hill (1996)	Norman K. (Butts) Lamport (1930)*	Alan McMillan (1933)

Ian McShane (1933)	Martin Paskal (2009)	Philip H. Scanlan (1968)	R.H.(Rob) Storey (1969)
E.A McTaggart (1894)	M.B. (Mike) Pawley (1962)	Aaron Scott (2002)	T.R. (Tom) Street (1923)
Peter M. Meares (1967)	A.P.(Percy) Penman (1905)	Donald N. Scott-Orr (1953)	T.P.(Tom) Strickland (1894)
J.H (John) Meillon (1938)	M.J. Matthew Phelps (2005)	Herbert (Bill) Seale (1933)	Rex Sturt (1916)
H.H.M.(Hugh) Merewether (1894)	G.H. (Geoff) Pike (1972)	Warren Searles (1982)	J.P. (Jim) Sullivan (1920)
S Merrick (1895)	L.O.S.(Les) Poidevin (1901)	Ronald A. Shand (1966)	Frank Tange (1900)
R.C. (Dick) Mesley (1969)	Sydney W. Powell (1903)	Angus Sharp (1996)	J.M.(Johnny) Taylor (1922)
Roy Baldwin Minnett (1908)	Clarence Gordon Prescott (1914)	A.D.(Andrew) Shaw (1982)	Lisle Chiene Terrey (1910)
Peter Molloy (1945)	Darby Quoyle (1984)	Keith H. Sheffield (1950)	Hedley H. Terry (1894)
James Monckton (1893)	G.E. (Graham) Reed (1954)	William Arthur Shortland (1895)	Eric Thew (1947)
I.A.(Ian) Moran (2002)	A.C.(Andrew) Ridley (1992)	Clive Vallack Single (1910)	Ian Thew (1951)
Jack Howard Mould (1923)	B.M.B.(Bernard) Riley (1915)	Herbert Vallack Single (1927)	C.J. Craig Tomko (1982)
Fergus F.C. Munro (1961)	Frederick Ring (1942)	Adam Smith (1991)	Richard N. (Dick) Townsend (1962)
Gilbert Grace Nathan (1905)	Erskine (Hugh) Robison (1894)	B.J.(Bede) Smith (1930)	J.I. (Josh) Toyer (2011)
John Newman (1946)	H.O. (Juja) Rock (1924)	F.L Smith (1938)	C.J. (Claude) Tozer (1911)
Rodney Noble (1943)	E.F.(Edgar) Rofe (1924)	G. Stewart Smith (1942)	Basil Holmes (Jika) Travers (1938)
O.E. (Otto) Nothling (1923)	F.C.(Cecil) Rogers (1905)	H.J. (John) Solomon (1948)	E.F. (Ted) Trennery (1920)
Paul O'Halloran (2006)	R.A.C. (Dick) Rogers (1934)	Walter A. South (1938)	R.L.P. Roy Turner (1937)
M.W. (Mick) O'Sullivan (1974)	A.W.(Alec) Ross (1925)	W.J.(Walter) Stack (1906)	Arthur Styles Vallack (1894)
T.J. (Trevor) Osborne (1967)	G.C. (Greg) Russell (1965)	Ronald Stanley (1922)	Peter van Zuylen (1949)
Francis L. Owen (1937)	Graham Ford Rutter (1894)	S.D. (Shane) Stanton (2001)	Jack Verge (1902)
Stephen Pardy (2001)	Benjamin (Ben) Salmon (1926)	G.F.H.(Frank) Stening (1958)	Ian Firth Vickery (1933)
Robert J.B. (Bruce) Parkhill (1934)	Peter Sanders (2003)	J.O. (Jim) Stenmark (1943)	E.L.(Gar) Waddy (1903)
T.G.(Tom) Parsonage (1931)	Basil Sawyer (1900)	Norman F. Stephen (1896)	David Walker (1954)
Alec Parton (1932)	David D. Scanlan (1965)	Harry Stephen (1899)	John Stuart Dight Walker (1905)

Trevor Walker (1936)	R.E.W.(Richard) Wiles (1993)	Golds	P.W.(Phil) Logan (2015)
William L. Walker (1894)	George Willcocks (1909)	M.T.B. (Max) Bonnell (2017)	John Malicki (1980)
Joseph Boyce Wall (1894)	Jenkyn N (Ken) Williams (1930)	L.J.(Les) Carrington (2015)	M.W.(Mick) O'Sullivan (2015)
S.G.(Syd) Webb (1922)	Owen Williams (1908)	B.W.(Bruce) Collins (2002)	D.D.(Damon) Ridley (1980)
Leslie Westaway (1944)	William (Wally) Wilson (1931)	Alan Barons Crompton (1999)	James F. Rodgers (1980)
J.G.B. (John) Westphalen (1944)	J.W (Joe) Woodburn (1899)	Ian E. Fisher (2000)	M.F. (Mark) Sewell (1980)
Alfred White (1893)	R.J. (Dick) Woodfield (1957)	Ian W. Foulsham (2008)	J.B.(John) Spence (1980)
Norman Frederick White (1894)	A.C.K.(Arthur) Yates (1916)	John Kilford (2016)	
S.W. (Saxon) White (1954)	S.M.F (Fergus) Yeates (1936)	E.B. (Ted) LeCouteur (2001)	



Club Captain Oli Zannino with Blues recipient Charlie Dummer

University Players in Test Cricket

(figures correct to 31st May 2022)

		M	Runs	Avg	W	Avg
R C Allen	1886-87	1	44	22.00	-	-
B Casson	2008	1	10	10.00	3	43.00
S R Clark	2005-09	24	248	13.05	94	23.86
E J M Cowan	2011-13	18	1001	31.28		
J Dyson	1977-85	30	1359	26.64	-	-
T W Garrett	1877-88	19	339	12.55	36	26.94
D W Gregory	1877-79	3	60	20.00	0	-
S P Jones	1881-88	12	428	21.40	6	18.66
Imran Khan	(Pakistan 1971-92)	88	3807	37.69	362	22.81
G R J Matthews	1983-91	33	1849	41.08	61	48.22
SCG MacGill	1998-2008	44	349	9.69	208	29.02
T R McKibbin	1894-97	5	88	14.66	17	29.17
R B Minnett	1911-12	9	391	26.06	11	26.36
H Moses	1886-92	6	198	19.80	-	-
O E Nothling	1928-29	1	52	26.00	0	-
K J O'Keefe	1970-77	24	644	25.76	53	38.07
J Ormond	(England 2001)	2	38	12.66	2	92.50
K P Pietersen	(England 2005-14)	104	8181	47.28	10	88.60
R J Pope	1884-85	1	3	1.50	-	-
D M Smith	(England 1986)	2	80	20.00	-	-
WER Somerville	(New Zealand 2018)	6	115	14.38	15	48.27
A J Strauss	(England 2004-13)	100	7037	40.91	-	-
J M Taylor	1921-26	20	997	35.60	1	45.00
L O S Poidevin	1901-02	12th man only			1st Test	
E F Waddy	1907-08	12th man only			5th Test	

Tim Cummins and Ryan McElduff



Matt Powys vs Bankstown



University Players in First Class Cricket

Players who have appeared in First Class Cricket in Australia (figures correct to June 2021)

Player	Career	M	Runs	Ave	Wkts	Ave
Abbott, SA	2011–2022	66	1935	22.50	180	32.34
Allen, RC	1878–1888	17	382	12.32	2	58.50
Barbour, EP	1908–1925	23	1577	46.38	10	47.50
Bardsley, R	1920–1926	11	410	31.53	-	-
Best L	1914–1915	1	31	31.00	1	14.00
Blaxland, MH	1903–1924	11	495	30.93	4	22.75
Bogle, J	1918–1921	15	911	45.55	3	10.66
Boyce, RCM	1921–1922	2	126	31.50	-	-
Boyd, T	1966–1970	4	107	15.28	-	-
Cameron, MA	2002–2011	16	83	7.54	68	24.63
Campling, CR	1922–1923	3	49	9.80	1	146.00
Carters, RGL (Vic, NSW)	2010–2017	43	2515	35.92	(66ct, 1stp)	
Casson, B (WA, NSW)	2002–2012	53	1500	23.31	123	43.04
Clark, SR	1997–2011	113	1434	14.05	393	27.52
Clarke, GRC	1899–1902	7	140	12.72	28	31.21
Coates, J	1867–1880	15	158	7.90	76	11.67
Colreavy, BX	1899–1900	1	0	0.00	4	31.25
Cooper, BA	1928–1930	2	35	17.50	2	44.00
Cope, J	1958–1959	12th man only				
Cowan, EJM (NSW, Tas, Aust A, Aust)	2003–2018	143	10097	41.89	0	-
Cristofani, DR	1941–1947	18	749	26.75	48	32.93
Curtis, GT	1861–1865	2	27	9.0	-	-
Davison, RJ	1993–2000	39	2300	35.38	6	32.00
Dick, WA (Vic)	1946–1957	18	485	19.40	36	26.88
Docker, ENB senior	1863	1	1	1.00	0	
Dyson, J	1975–1989	156	9935	40.22	2	33.00
Faithfull, HM	1870–1875	2	24	8.00	4	15.50
Farrar, FM	1914–1915	2	62	20.66	2	19.50
Fisher, ADW	1903–1908	3	94	18.80	6	39.33
Garnsey, GL	1904–1907	18	319	14.50	80	22.27
Garrett, TW	1876–1898	160	3673	16.18	446	18.72
Gordon ES	1978–1984	20	255	19.61	77	19.02
Gordon, GH	1866–1968	2	51	17.00	-	-
Gostelow, RE	1920–1925	3	49	9.80	(6ct, 1stp)	
Gregg, NM	1912–1915	3	116	29.00	0	-
Gregory, DW	1866–1883	41	889	14.57	29	19.24
Hanlin, DW	1948–1950	3	46	11.50	8	23.75
Henry, SO	2011–2016	36	1705	28.41	0	-
Hogg, GC	1928–1929	1	26	26.00	-	-
Hogg, JEP (NSW, Qld)	1926–1932	9	427	28.46	0	-
Hynes, LC	1935–1939	17	436	17.44	48	28.31
Ice-ton, TH	1877–1878	1	1	1.00	0	-
Imran Khan	1969–1992	382	17771	36.79	1287	22.32
Jones, SP (NSW, Qld)	1880–1909	151	5189	21.09	55	33.52
Kerr H (NSW)	2021–2022	4	192	38.40	8	29.12
Kinloch J	1858–1862	3	5	1.25	12	11.16
Lane, JB	1907–1913	3	51	10.20	-	-
Larkin, NCR	2014–2021	43	2121	29.05	-	-
Lawes, CHW	1924–1925	1	1	0.50	2	64.50
McElhone, FE	1910–1912	7	385	38.50	-	-
MacGill, SCG (WA, NSW)	1993–2008	184	1536	9.90	774	30.48
McKibbin, TR	1894–1899	57	682	10.02	320	19.67
Mail GJ	1999–2010	72	4085	32.16	14	40.28
Massie, RJA	1910–1914	16	199	10.47	99	18.42
Matthews, GRJ	1982–1998	190	8872	38.91	516	31.80
Mayes, AD (NSW, Qld)	1924–1928	10	297	19.80	21	44.42
Minnett, RB	1906–1915	54	2142	28.94	86	25.02
Moses, H	1881–1895	48	2898	35.77	1	52.00
Neil-Smith LH (Tas)	2019–2022	11	327	29.72	28	32.85
Nikitaras, S (WA)	1996–2001	4	24	6.00	7	49.71
Nothling, OE (NSW, Qld)	1922–1930	21	882	24.50	36	41.05
O’Keeffe, KJ	1968–1980	169	4169	26.05	476	28.11
Parsonage, TG	1932–1933	1	9	4.50	0	-

Pawley, MB	1969–1974	11	153	11.76	20	37.40
Penman, AP	1904–1906	5	45	15.00	18	21.94
Phelps, MJ	1998–2006	38	2380	37.77	-	-
Poidevin, LOS	1895–1908	149	7022	32.96	46	41.89
Pope, RJ	1884–1902	20	318	12.23	0	-
Powell, T	1872–1885	15	335	15.22	1	40.00
Radharkrishnan N (T)	2021– 2022	1	17	8.50	1	53.00
Rock, HO	1924–1926	6	758	94.75	-	-
Rogers, TS (Tas)	2017–2019	19	362	19.05	46	21.30
Saint, JM (Tas)	1995–1997	4	35	5.83	12	36.91
Salmon, BM	1924–1932	5	323	35.88	1	10.00
Savigny, WH (Tas)	1888–1896	4	98	14.00	3	15.66
Single, CV	1912–1913	2	138	34.50	0	-
Somerville, WER (NZ, Otago, NSW)	2009–2022	45	918	18.73	135	29.82
Stack, WJ	1909–1913	7	142	12.90	24	31.08
Staunton, AM (SA)	2003–2004	1	4	-	1	92.00
Stewart, J (NSW, WA)	1992–2001	20	237	10.30	36	53.25
Stuart, A	1994–1999	26	204	8.50	70	30.82
Taylor, JM	1913–1927	135	6274	33.37	1	53.00
Teece, RC	1872–1873	1	0	0.00	-	-
Thompson, KW	1977–1978	4	78	9.75	-	-
Tozer, CJ	1910–1921	7	514	46.72	-	-
Trennery, E	1919–1921	5	37	7.40	18	25.05
Waddy, EF	1902–1922	55	2326	28.36	0	-
White, ABS	1905–1908	4	291	48.50	-	-
Wood, JR	1884–1888	2	87	29.00	4	37.50
Yeates, SFM (Qld)	1933–1934	3	46	11.50	6	60.16

Other Players who have appeared in First Class Cricket only outside Australia (figures correct to June 2021)

Player	Career	Teams	M	Runs	Ave	Wkts	Ave
Bedford, L	2019	Durham University	2	2	0.66	-	-
Berrington, RD	2007–18	Scotland	20	844	29.10	25	25.96
Brown, KR	1984–98	Middlesex	247	10487	35.19	6	46.00
Buckingham, AD	1955–60	Cambridge University	10	349	18.36	0	-
Carr, JD	1983–96	Middlesex, OU	212	10895	38.91	68	43.22
Carroll, PR	1969–71	Oxford University	14	403	16.12	0	-
Crawford, WF	1919	Oxford University	3	23	4.60	3	45.33
Desai, KD	1999–2001	Gujarat	3	78	26.00	3	80.66
Ducker, NG	1912	Australian XI	1	15	7.50	-	-
Durack, JP	1980	Oxford University	7	136	10.46	0	-
Emery, KStJ	1982–83	Hampshire	30	45	3.75	88	25.35
Hawkins, CT	2018–19	Otago	6	377	34.27	-	-
Hughes, SP	1986–93	Middlesex, Durham	205	1775	11.37	466	32.48
Hunt, TA	2002–04	Middlesex	4	4	4.00	9	45.44
Jones CR	2010–15	Somerset, Durham U	37	1285	22.75	1	17.00
Jones, RO	1996–97	Cambridge University	16	530	25.23	18	68.88
Knappett, JPT	2004–09	Oxford, Worcestershire	13	523	30.76	26 ct	3 stp
Koenig, SG WP,	1998–2004	EP, G'tng, Md, WP	135	8820	39.90	2	51.00
Lee, RJ	1972–74	Oxford University	24	951	21.61	29	37.27
Lester, TA	1990	Minor Counties	1	4	4.00	-	-
L'Estrange, MG	1977–79	Oxford University	23	521	15.32	-	-
Lovell, GBT	1991–93	Oxford University	26	1061	32.15	1	141.00
McMahon, PJ	2002–08	Oxford, Notts	21	371	18.55	52	37.46
Mason, TJ	1994–2001	Leicestershire, Essex	20	311	15.55	30	41.73
Montgomerie, RR	1991–2007	OU, Nhants, Sussex	234	13208	35.50	2	73.50
Ormond, J	1995–2009	Eng, Leics, Surrey	137	1911	15.16	448	30.08
Pietersen, KP	1997–2016	Eng,Nat, Nt,Ham	217	16522	49.76	73	51.50
Richards, J	2012	Northerns (South Africa)	5	111	11.10	15 ct	1 stp
Ridley, AC	1994–98	Oxford University	20	857	31.74	1	58.00
Roebuck, PGP	1983–88	CU, Gloucestershire	22	771	25.70	6	44.83
Smith, DM	1978–94	Eng, Sy, Sx, Worcs	319	15265	36.17	30	52.46
Shreck, CE	2003–2017	Notts, Wellington, Kent	175	801	7.85	577	31.80
Strauss, AJ	1998–2013	England, Middlesex	241	17046	42.72	3	47.33
Toogood, GJ	1982–83	Oxford University	34	1403	27.50	26	45.46
Travers, BH	1996–98	Oxford University	24	718	25.64	48	30.20
Whiteman S J	2003–04	Auckland	2	23	7.66	1	20.00
Wilkinson, WC	1881–99	Middlesex, Aust XI	8	189	15.75	8	19.50
Wood, BS	1991–92	Oxford University	13	37	4.62	16	63.56

Club Trophy Winners

Captain John Morris Memorial Award (Most Valuable Clubman)

1975-76	D D Ridley
1976-77	J Baird
1977-78	M F Sewell
1978-79	J F Rodgers
1979-80	P Gannon
1980-81	J F Rodgers
1981-82	M J Counsel
1982-83	J F Rodgers
1983-84	M W O'Sullivan
1984-85	S W Quartermain
1985-86	K W Pitty
1986-87	P J Rodgers
1987-88	P J Rodgers
1988-89	J W Banks
1989-90	E B LeCouteur
1990-91	J F Rodgers
1991-92	T Murphy
1992-93	A C Ridley
1993-94	M T B Bonnell, M E Wilson
1994-95	J Dunlop
1995-96	D C Cheever
1996-97	J A Grimble
1997-98	I E Fisher
1998-99	D Dawson
1999-2000	D Quoyle
2000-01	The Club's players
2001-02	P B Murray
2002-03	H McKay
2003-04	J Cawte
2004-05	J Reynolds, M Cann
2005-06	G de Mesquita, M Amy, J Kilford
2006-07	P W Logan
2007-08	D A Butchart

2008-09	M J Phelps
2009-10	L J Carrington
2010-11	D S Miller
2011-12	S McLean
2012-13	A F Theobald
2013-14	A F Theobald
2014-15	T W R Kierath
2015-16	M W B Faraday
2016-17	B Joy, H N Clark
2017-18	E Arnott, L McMahon
2018-19	A Cowan, J Kilford
2019-20	T Fullerton
2020-21	A Karuppiyah
2021-22	S Canagasingham

Scholarship Award

1989-90	S J Gray
1990-91	D McCredie
1991-92	A C Ridley
1992-93	G Everest
1993-94	R E Wiles
1994-95	J Dunlop, A Wiles
1995-96	A Sharp
1996-97	W J P Knight
1997-98	B I Hill
1998-99	S D Pardy
1999-2000	J Anderson
2000-01	P B Murray
2001-02	T Quilter
2002-03	P Sanders
(re-instituted as UG Scholarship Holder)	
2009-10	A J Grant
2010-11	J D Crowley
2011-12	D Miller
2012-13	H N Clark
2013-14	A S J Logan
2014-15	B Trevor-Jones

2015-16	H Kerr
2016-17	J Craig-Dobson
2017-18	J Craig-Dobson
2018-19	C Cassell
2019-20	R McElduff
2020-21	C Dummer
2021-22	S Anandarajah

I E Fisher Trophy (Most Valuable First Grader)

1979-80	M W O'Sullivan
1980-81	D Grattan-Smith
1981-82	D D Ridley
1982-83	W Searles
1983-84	J A Grimble
1984-85	M Perry
1985-86	D Quoyle
1986-87	D Grattan-Smith
1987-88	J A Grimble
1988-89	J A Grimble
1989-90	J A Grimble
1990-91	J A Grimble
1991-92	A C Ridley
1992-93	J A Grimble
1993-94	J M Saint
1994-95	J M Saint
1995-96	T C Watkins
1996-97	P J Stanbridge
1997-98	P J Stanbridge
1998-99	D J Waugh
1999-2000	J M Stewart
2000-01	J M Stewart
2001-02	A Staunton
2002-03	A Staunton/S D Stanton
2003-04	I A Moran
2004-05	S D Stanton
2005-06	I A Moran

2006-07	G J Mail
2007-08	G J Mail
2008-09	W R Hay
2009-10	G J Mail
2010-11	S O Henry / G J Mail
2011-12	G J Mail
2012-13	M W B Faraday
2013-14	T J D Ley
2014-15	T J D Ley
2015-16	N J Cowell
2016-17	N C R Larkin
2017-18	H Kerr
2018-19	D Malone
2019-20	H Kerr
2020-21	B Joy
2021-22	T P Cummins
Eric McElhone Fielding Trophy (First Grade only since 1973-74)	
1955-56	E Stockdale
1956-57	S W White
1957-58	K Williamson
1958-59	A Low
1959-60	A Low
1960-61	A Low
1961-62	A Low
1962-63	D Fox
1963-64	G Cole
1964-65	G Cole
1965-66	G Dawson
1966-67	R Thomas
1967-68	R C Mesley
1968-69	C McLeod
1969-70	R C Mesley
1970-71	P V James
1971-72	P V James
1972-73	P Mackay
1973-74	A B Crompton
1974-75	A Manzie
1975-76	G Harper

1976-77	M Thompson
1977-78	J L'Estrange
1978-79	B Wilcock
1979-80	M LeLievre
1980-81	I Wilson
1981-82	C J Tomko
1982-83	A D Shaw
1983-84	C J Tomko
1984-85	D Quoyle
1985-86	D Quoyle
1986-87	C J Tomko
1987-88	E Atkins
1988-89	G B T Lovell
1989-90	G J Lennon
1990-91	A C Ridley
1991-92	A D Shaw
1992-93	R Bennison
1993-94	R E Wiles
1994-95	C J Tomko
1995-96	T C Watkins
1996-97	R Bennison
1997-98	A Elbourne
1998-99	D J Waugh
1999-00	D Quoyle
2000-01	P J Stanbridge
2001-02	S D Stanton
2002-03	S D Stanton
2003-04	S D Stanton
2004-05	S D Stanton
2005-06	G J Mail
2006-07	H McKay
2007-08	I A Moran
2008-09	M Morgan
2009-10	T W R Kierath
2010-11	S O Henry
2011-12	N C R Larkin
2012-13	T J D Ley
2013-14	J R Pattison
2014-15	L S Robertson

2015-16	W R Hay
2016-17	T J D Ley
2017-18	T Cummins
2018-19	T Cummins
2019-20	T Cummins
2020-21	D Mortimer
2021-22	D Mortimer
Tom Garrett Trophy (Best and Fairest)	
1974-75	I E Wolfe
1975-76	J Goncalves
1976-77	B W Collins
1977-78	R Wilkinson
1978-79	S W Quartermain
1979-80	P Dillon
1980-81	D J Simpson
1981-82	T Murphy
1982-83	A W Little, J Hay
1983-84	J A Grimble
1984-85	J May
1985-86	D Quoyle
1986-87	M Charrett
1987-88	G Cooper
1988-89	M C Farrow
1989-90	J Ellis
1990-91	G J Lennon
1991-92	D Baffsky
1992-93	M Bland
1993-94	J M Saint
1994-95	J M Saint
1995-96	B Wood
1996-97	M E Wilson, R E Wiles
1997-98	B Wood
1998-99	I Gray
1999-2000	T W R Kierath
2000-01	P Keene
2001-02	K Wicks
2002-03	A Staunton
2003-04	I A Moran

2004-05	I A Moran
2005-06	I A Moran
2006-07	G J Mail
2007-08	G J Mail
2008-09	M Culkoff
2009-10	G J Mail
2010-11	I A Moran
2011-12	G J Mail
2012-13	B Joy
2013-14	B Joy
2014-15	B Joy
2015-16	J Gibson
2016-17	N C R Larkin
2017-18	A J Grant
2018-19	B Frost
2019-20	H Kerr
2020-21	T Cummins
2021-22	L S Robertson
Ray Eastcott Memorial Trophy (Leading All-rounder)	
1991-92	T Murphy
1992-93	J M Saint
1993-94	J M Saint
1994-95	J W Banks
1995-96	B Wood
1996-97	P J Stanbridge
1997-98	T Mornane
1998-99	M E Wilson
1999-00	P J Stanbridge
2000-01	P J Stanbridge
2001-02	B Gay
2002-03	T Croft
2003-04	I A Moran
2004-05	I A Moran
2005-06	I A Moran
2006-07	D A Butchart
2007-08	I A Moran
2008-09	I A Moran
2009-10	I A Moran

2010-11	G J Mail
2011-12	G J Mail
2012-13	L S Robertson
2013-14	T J D Ley
2014-15	J Ryan
2015-16	J Craig-Dobson
2016-17	T W R Kierath
2017-18	H Kerr
2018-19	D Holloway
2019-20	H Kerr
2020-21	B Mitchell
2021-22	L S Robertson
Dr Jim L'Estrange Trophy (Most Valuable Undergraduate Player)	
1978-79	S Quartermain
1979-80	A D Shaw
1980-81	S Dight
1981-82	P Healey
1982-83	P Somerville
1983-84	R J C Newton
1984-85	I Smith
1985-86	T Howard
1986-87	M Charrett
1987-88	M Smith
1988-89	R Lange
1989-90	T Clarsen
1990-91	M Bland
1991-92	M Evans
1992-93	A Rowe
1993-94	J Dunlop
1994-95	C Williams, W Knight, N T Ridley
1995-96	N T Ridley
1996-97	A Pearson
1997-98	S D Parly
1998-99	L Forde
1999-2000	T W R Kierath
2001-02	J Cawte
2002-03	T Szatow

2003-04	L Reynolds
2004-05	M Paskal
2005-06	A Cowan
2006-07	N Dunford
2007-08	J I Toyer
2008-09	B Larkin
2009-10	J I Toyer
2010-11	N C R Larkin
2011-12	C Cull
2012-13	A S Logan
2013-14	L McMahon
2014-15	J Craig-Dobson
2015-16	K Tate
2016-17	H Kerr
2017-18	H Kerr
2018-19	R McElduff
2019-20	D Holloway
2020-21	D Holloway
2021-22	R McElduff
Brian Hickey Award (Poidevin-Gray Player of the Season)	
1983-84	S Frawley
1984-85	S Frawley
1985-86	S Frawley
1986-87	R M Oldham
1987-88	J Hennessy
1988-89	S J Gray
1989-90	A D Smith
1990-91	S J Gray, M Bland
1991-92	A D Smith
1992-93	D Macintosh
1993-94	B I Hill
1994-95	R Rajendra
1995-96	A Durie
1996-97	A Pearson
1997-98	A Elbourne
1998-99	C Graham
1999-00	R J Brewster, S P Jensen
2000-01	S D Stanton, K Whatham

2001-02	M Dreise
2002-03	W Gell
2003-04	K Lahey
2004-05	K Lahey
2005-06	T J D Ley
2006-07	W R Hay
2007-08	B Larkin
2008-09	T J D Ley
2009-10	B Larkin
2010-11	N C R Larkin
2011-12	L S Robertson
2012-13	B Pryke
2013-14	M Hope
2014-15	J Craig-Dobson
2015-16	J Holloway
2016-17	H Kerr
2017-18	N Craze
2018-19	R McElduff
2019-20	C Cassell
2020-21	B Mitchell
2021-22	H Ikeda
John Lamble Award (Outstanding Captain)	
1999-2000	J Drayton (6th)
2000-01	A C Ridley (Club Capt)
2001-02	J F Rodgers (5th)
2002-03	J F Rodgers (5th)
2003-04	B Carey (AWG)
2004-05	D Ward (2nd)
2005-06	J Wright (6th)
2006-07	D A Butchart (2nd)
2007-08	D A Butchart (2nd)
2008-09	D A Jessep (3rd)
2009-10	A F Theobald (2nd)
2010-11	W R Hay (1st)
2011-12	T W R Kierath (2nd)
2012-13	P B Murray (3rd)
2013-14	A Cowan (3rd)
2014-15	T W R Kierath (2nd)

2015-16	A Cowan (3rd), A J Grant (4th)
2016-17	N C R Larkin (1st)
2017-18	A Cowan (3rd)
2018-19	J Larkin (2nd)
2019-20	L Robertson (1st) H Clark (3rd)
2020-21	L Robertson (1st)
2021-22	J Toyer (3rd)
Alan Crompton Award (AW Green Shield Player of the Year)	
1997-98	N French
1998-99	D Welsh
1999-00	L Reynolds, N Castelino
2000-01	S Hinton, T Harrington
2001-02	G Elliott
2002-03	P Pathirana
2003-04	P Pathirana
2004-05	H Balasuriya
2005-06	D Norris
2006-07	A Tracey, C Aldersley
2007-08	L Truashiem
2008-09	M Ruhnu
2009-10	A Liggins
2010-11	J Moffat
2011-12	K Tate
2012-13	J Pattison
2013-14	H Fullerton
2014-15	N Arnold
2015-16	M Glassock
2016-17	M J Phoebus
2017-18	J Rinka
2018-19	E Fitzpatrick
2019-20	L Reid
2020-21	W Watson
2021-22	X Nath
Daniel Ward Award (Lower Grades Fielding)	
2007-08	D Ward
2008-09	J D Crowley

2009-10	H Balasuriya
2010-11	A F Theobald
2011-12	T W R Kierath
2012-13	D Visser
2013-14	E Arnott
2014-15	J Maddocks
2015-16	J D Crowley
2016-17	E Arnott
2017-18	T Galvin
2018-19	T Kierath
2019-20	J Veitch
2020-21	S Anandarajah
2021-22	L Coehlo
Most Valuable T20 Player Award	
2015-16	LS Robertson
2016-17	D Mortimer
2017-18	D Mortimer
2018-19	H Kerr
2019-20	H Kerr
2020-21	K Tate
2021-22	L S Robertson
Tom Kierath Award (The Ideal Teammate)	
2018-19	T Kierath
2019-20	J Toyer
2020-21	B Joy
2021-22	M Powys



Tom Kierath presents his named award to Matt Powys

Club Records: All Grades, 1864–2021

Club Championship

Winners 2000–01, 2004–05, 2013–14; 2018–19

Runners-up 1962–63, 1963–64, 1997–98, 2002–03, 2006–07, 2008–09, 2011–12, 2014–15, 2016–17

Club Partnership Records (Grade Cricket)

1st wkt	337	N C R Larkin & GJ Mail	1st Grade v Manly	2016–17
2nd wkt	390*	MJ Phelps & GJ Mail	1st Grade v Mosman	2005–06
3rd wkt	291	JM Taylor & JV Garner	1st Grade v Waverley	1923–24
4th wkt	313	CR Jones & P O'Halloran	2nd Grade v Mosman	2009–10
5th wkt	307	RCM Boyce & LC Donovan	1st Grade v Cumberland	1919–20
6th wkt	187*	A Wiles & T Mornane	4th Grade v Eastern Suburbs	1997–98
7th wkt	150*	BW Collins & RJ Thomas	2nd Grade v Gordon	1976–77
8th wkt	188	A Webster & C Graham	3rd Grade v Eastern Suburbs	1996–97
9th wkt	153	S Ruff & PV James	2nd Grade v North Sydney	1968–69
10th wkt	154	AI Blue & WD Cargill	2nd Grade v Central Cumberland	1898–99

Highest Partnerships (other matches)

1st wkt	348	TW Garrett & HH Lee	1st Grade v Albert	1888–89
1st wkt	301	K Lahey & LReynolds	PG v North Sydney	2003–04
3rd wkt	294	CJ Tozer & FM Farrar	Interschool v Melbourne	1913
4th wkt	239	EF Waddy & RF Harvey	Interschool v Melbourne	1905
9th wkt	232	FE McElhone & CV Single	Interschool v Melbourne	1910

Most runs in a career	GJ Mail	10247 (av 50.47)		2004–2016
Most runs in a season	GJ Mail	1242 (av 77.62)	1st Grade	2009–10
Highest individual score	TW Garrett	274	1st Grade v Albert	1888–89
Highest average in a season	RJ Davison	157.8 (789 runs)	1st Grade	2000–01
Most wickets in a career	JF Rodgers	869 (av 16.03)		1972–2013
Most wickets in a season	J Coates	105 (av 6.18)	1st Grade	1871–72
Best bowling in an innings	TW Garrett	10–11	1st Grade v Singleton	1876–77
Best bowling in a match	HM Faithfull	14–27	1st Grade v Warwick	1871–72
Most career fielding dismissals	AB Crompton	384		1961–83
Most fielding dismissals/season	SD Stanton	65 (55ct, 10st)	1st Grade	2002–03
Most fielding dismissals/innings	I Wilson	7 (3ct, 4st)	1st Grade v UNSW	1980–81
	S McKay	7 (7ct)	3rd Grade v Wests	1986–87
	AD Shaw	7 (4ct, 3st)	2nd Grade v Parramatta	1987–88
	JD Crowley	7 (7ct)	2nd Grade v Parramatta	2009–10

Double Centuries

274	TW Garrett	v Albert	1st Grade	1888-89
253	JM Taylor	v Waverley	1st Grade	1923-24
253	EJM Cowan	v Manly	1st Grade	2006-07
246	NCR Larkin	v Mosman	1st Grade	2017-18
240	S Hobson	v Parramatta	5th Grade	2011-12
229*	S Hobson	v Hawkesbury	2nd Grade	2017-18
226	A F Theobald	v Northern District	2nd Grade	2011-12
221	AD Forbes	v Randwick	3rd Grade	1909-10
215	P Pathirana	v Parramatta	4th Grade	2006-07
214	GJ Mail	v Randwick-Petersham	1st Grade	2009-10
212	GJ Mail	v Northern District	1st Grade	2009-10
211	CJ Tozer	v Redfern	2nd Grade	1910-11
209	JV Garner	v Manly	1st Grade	1923-24
207	WH Gregson	v Waverley	2nd Grade	1900-01
206*	NCR Larkin	v Manly-Warringah	1st Grade	2016-17
205*	P Hamblin	v Gordon	2nd Grade	1986-87
202*	IA Moran	v Manly	1st Grade	2011-12
201*	RLP Turner	v Marrickville	2nd Grade	1935-36
201	A Low	v St George	2nd Grade	1958-59
201	AW Ross	v Manly	1st Grade	1926-27
200*	MJ Phelps	v Mosman	1st Grade	2005-06
200*	GJ Mail	v Mosman	1st Grade	2005-06
200*	SO Henry	v Eastern Suburbs	1st Grade	2013-14
200*	JW Hill	v Mosman	2nd Grade	2013-14

Most Wickets in an innings

10-11	TW Garrett	v Singleton	1st Grade	1876-77
10-36	P Garrett	v Mosman	2nd Grade	1988-89
10-63	C Alderdice	v St George	2nd Grade	1939-40
9-12	J Coates	v Parramatta	1st Grade	1876-77
9-15	OE Nothling	v Marrickville	1st Grade	1925-26
9-17	A Baigent	v Gordon	5th Grade	1980-81
9-25	R Hudson	v Glebe	2nd Grade	1943-44
9-25	MW O'Sullivan	v Randwick	2nd Grade	1971-72
9-37	R Wilkinson	v Gordon	5th Grade	1977-78
9-38	S Ruff	v Randwick	3rd Grade	1968-69
9-41	SD Grant	v Uni of NSW	2nd Grade	1974-75
9-44	D Carney	v Manly	3rd Grade	1951-52
9-51	DW Hanlin	v Petersham	1st Grade	1947-48
9-52	R Harrison	v Randwick	4th Grade	1984-85
9-55	D McDonald	v Drummoyne	7th Grade	1975-76
9-56	R Howlett	v Cumberland	5th Grade	1977-78
9-64	HC Delohery	v North Sydney	2nd Grade	1898-99
9-73	H Smith	v Petersham	3rd Grade	1995-96
9-78	SG Webb	v Waverley	2nd Grade	1922-23

Most Wickets in a match

14-27	HM Faithfull	v Warwick	1st Grade	1871-72
14-45	CIM McRae	v Petersham	3rd Grade	1973-74
14-75	WF Matthews	v Randwick	2nd Grade	1907-08
14-84	R Howlett	v Gordon	5th Grade	1977-78
14-106	J Farrar	v Mosman	2nd Grade	1912-13
14-?	J Coates	v Albion	1st Grade	1867-68
13-54	P Dillon	v Balmain	4th Grade	1979-80
13-70	SG Webb	v Glebe	2nd Grade	1922-23
13-80	RJA Massie	v Sydney	1st Grade	1913-14
13-95	NW Broughton	v Paddington	2nd Grade	1913-14
13-96	RJA Massie	v North Sydney	1st Grade	1913-14
13-97	T Croft	v Mosman	5th Grade	1998-99
13-103	R Harrison	v Randwick	4th Grade	1984-85
13-?	TW Garrett	v Canterbury	1st Grade	1893-94

Century on debut for SUCC in Grade Cricket

AR Muir	100	v Leichhardt	2nd Grade	1914-15
JM Taylor	141*	v Randwick	1st Grade	1922-23
HV Single	100	v Randwick	3rd Grade	1924-25
BI Hill	118	v Balmain	2nd Grade	1991-92
PW Logan	115	v Sutherland	5th Grade	1978-79
D Townsend	101	v Balmain	2nd Grade	1991-92
D Baffsky	124*	v Balmain	3rd Grade	1991-92
M Hackett	127*	v Bankstown	5th Grade	2007-08
HN Clark	120	v Randwick Petersham	6th Grade	2010-11
W Capps	153*	v UNSW	6th Grade	2011-12
S Hobson	240	v Parramatta	5th Grade	2011-12
B Trevor-Jones	115	v Manly	2nd Grade	2014-15
M Lowen	118*	v Western Suburbs	6th Grade	2014-15
D Mortimer scored 122 against Hawkesbury in 1st Grade in 2016-17, in his first innings for SUCC, but in his fourth match.				
BJ Walsh	125*	v Sydney	3rd Grade	2019-20

Club Records: 1854–93

FOR SEVERAL YEARS, THE CLUB'S ANNUAL REPORT HAS CARRIED THE CLUB'S RECORDS SINCE THE COMMENCEMENT OF THE GRADE COMPETITION IN 1893-94. THE CLUB WAS, HOWEVER, ESTABLISHED IN 1864 AND FOR THIRTY YEARS BEFORE THE GRADE COMPETITION WAS FORMED, IT COMPETED AS ONE OF THE LEADING CLUBS IN SYDNEY.

The following records are taken from all available published sources, including newspapers, club annual reports and sporting periodicals. For some seasons, full details exist for all the club's First Eleven matches: in other seasons, the records are incomplete. For example, in 1873–74 the club played 11 matches, but details have survived of only nine; in 1874–75, 13 games were played, of which only eleven were reported. It is doubtful that these figures can be improved unless some unpublished source (such as scorebooks) is discovered.

In the early years of Sydney cricket it was common for scores to be published without full bowling analyses. Where it is known from a published score that a bowler took wickets, but the full analysis is not available, those wickets are identified by the + symbol. For example, Tom Garrett's figures are 622 (545+77) wickets for 5891 runs, average 10.81.

This means that, in games for which the full analysis is known, he took 545 wickets for 5891 runs at an average of 10.81, but he also took 77 wickets for which no analysis is available.

As early as 1866, the University club fielded Second and Third Elevens. The scores of these matches were published so erratically and infrequently that it is not possible to compile meaningful records from them. All records listed below refer to matches played by the University 1st Eleven.

Challenge Cup

Between 1870 and 1878, the "senior" clubs in Sydney (Albert, Warwick, University, East Sydney and Newtown) competed for a Challenge Cup. University held the Challenge Cup in 1871–72 after defeating the holder, Warwick, by an innings and 98 runs. Albert won the Cup from University later in the same season.

Holdsworth-Gardyne Cup

The Holdsworth-Gardyne Cup was donated for competition between the senior Sydney cricket clubs in 1881–82. Sydney University won the Cup in 1882–83 and 1883–84. After successfully defending the Cup on three occasions, Sydney University became, under the competition rules, the permanent holder of the Cup.

Highest totals for University

635	v Albert	1888–89
496	v Warwick	1892–93
423	v Melbourne University	1880–81

Highest against for University

376	v Melbourne University	1879–80
-----	------------------------	---------

Lowest totals by University

23	v Albert	1875–76
	v Newcastle	1871–72
25	v Warwick	1870–71
26	v Albert	1872–73
	v Warwick	1868–69

Lowest totals against University

14	v Manly	1872–73
16	v Redfern	1874–75
23	v East Sydney	1873–74
27	v Parramatta Alfred	1876–77
	v Newtown	1873–74

500 runs in a season

620	T W Garrett	1888–89
616	S P Jones	1880–81

Individual scores of 200 or more

274	T W Garrett v Albert	1888–89
-----	----------------------	---------

Highest partnerships

1st wicket	348	T W Garrett and H H Lee	v Albert	1888–89
1st wicket	211	S P Jones and R C Allen	v Albert	1881–82

1500 runs in 1st XI matches

Batsman	Career	Inns	NO	HS	Runs	Ave
T W Garrett	1873–98	219	8	274	5017	23.77
T Powell	1871–89	197	16	88	3367	18.60
S P Jones	1880–97	105	12	138	3229	34.72
R C Allen	1876–97	133	14	112	3086	25.93
J Coates	1866–85	169	12	102	2366	15.07
H M Faithfull	1865–86	183	16	73	1925	11.53
T H Icton	1867–83	155	9	61	1868	12.79

Fifty wickets in a season

105	J Coates	1871-72
82	H M Faithfull	1871-72
76	H M Faithfull	1878-79
57	H M Faithfull	1881-82
55	T W Garrett	1876-77
51	T W Garrett	1889-90

Note: in 1871-72 Coates (105 wickets) and Faithfull (82 wickets) both achieved a bowling average of 6.18. University used only four bowlers in the season of 15 matches.

In 1859-60, before the establishment of the present club, John Kinloch took 54 wickets in 8 recorded matches for Sydney University at an average of 3.43.

Eight or more wickets in an innings

10-11	T W Garrett	v Singleton	1876-77
9-12	J Coates	v Parramatta Alfred	1876-77
8 (no analysis)	H M Faithfull	v Newtown	1866-67
8-15	T W Garrett	v Conservative CC	1885-86
8-18	T W Garrett	v Carlton	1880-81
8-21	T W Garrett	v South Sydney	1876-77
8-24	H M Faithfull	v Toxteth	1873-74
8-38	H M Faithfull	v Bathurst	1872-73
8-47	J Coates	v Albert	1874-75

Note: in 1859-60, before the establishment of the present club, John Kinloch took 8 wickets (no analysis recorded) for Sydney University against the Surry Club.

Other outstanding analyses

7-6	H M Faithfull	v Redfern	1874-75
6-5	T W Garrett	v Belvidere	1879-80
5-4	J Sheridan	v Albert	1873-74
5-6	T H Icton	v Manly	1872-73

Note: in 1859-60, before the establishment of the present club, John Kinloch took 5-7 for Sydney University against Fort Denison.

Twelve or more wickets in a match

14-27	(7-11 and 7-16)	H M Faithfull	v Warwick	1871-72
14	(7 and 7, no analysis recorded)	J Coates	v Albion	1867-68
13-40	(6-20 and 7-20)	H M Faithfull	v Warwick	1881-82
12-74	(4-36 and 8-38)	H M Faithfull	v Bathurst	1872-73

Four wickets in five balls

D W Gregory v Bathurst 1874-75

150 wickets in 1st XI matches

Bowler	Career	Wkts	Runs	Ave
T W Garrett	1873-98	622 (545+77)	5891	10.81
H M Faithfull	1865-86	619 (542+67)	4883	9.01
J Coates	1866-85	501 (411+90)	3408	8.29
T H Icton	1867-83	262 (198+64)	1960	9.89
S P Jones	1880-97	185 (167+18)	2022	12.11
T Powell	1871-89	171 (141+30)	1803	12.78

Note: in 18 recorded matches for Sydney University between 1853-54 and 1860-61, before the establishment of the present club, John Kinloch took 133 wickets (76+57) at a known average of 3.85. He took ten wickets in a match on five occasions and five wickets in an innings on 15 occasions.

Ten wickets and 100 runs in a match

T W Garrett, 6-24 and 5-61 and 56 and 49 not out v Ivanhoe 1892-93



Retiring Liam Robertson, winner of 3 Awards with Nick Larkin

First Grade Records

(Since 1893–94)

Premiers	1909–10 (J B Lane capt); 1911–12 (J B Lane); 1913–14 (W J Stack); 2002–03 (S D Stanton); 2004–05 (S D Stanton); 2010–11 (W R Hay); 2011–12 (G J Mail); 2013–14 (GJ Mail); 2016–17 (NCR Larkin)
Minor Premiers	2013–14 (GJ Mail); 2016–17 (NCR Larkin); 2018–19 (LS Robertson)
Runners-up	1912–13 (B Lane); 1923–24 (JM Taylor); 1924–25 (JM Taylor); 1929–30 (JEP Hogg); 2008–09 (GJ Mail); 2017–18 (NCR Larkin); 2018–19 (LS Robertson); 2019–20 (LS Robertson)
Semi-finalists	1956–57 (K Sheffield); 2006–07 (S D Stanton)
Qualifying finalist	2000–01 (J M Stewart); 2007–08 (G J Mail); 2009–10 (G J Mail)
Limited Overs Champions	2010–11 (W R Hay); 2017–18 (LS Robertson); 2019–20 (LS Robertson)
Limited Overs Runners-up	1997–98 (B I Hill); 2009–10 (W R Hay); 2018–19 (LS Robertson)
Limited Overs: (Semi)	1972–73 (IE Fisher, Rothmans Cup, Quarter-finals); 2003–04 (SD Stanton); 2004–05 (S D Stanton); 2011–12 (GJ Mail); 2016–17 (Quarter-finals, NCR Larkin); 2020–21 (Semi Finals, L S Robertson Capt)
Twenty 20 Runners-up	2009–10 (W R Hay); 2011–12 (I A Moran); 2015–16 (N C R Larkin); 2018–19 (LS Robertson); 2021–22 (T P Cummins)

Most runs in a season	G J Mail	1242	(av 77.62)	2009–10
Highest individual score	J M Taylor	253	v Waverley	1923–24
	E J M Cowan	253	v Manly	2006–07
Highest average in a season	R J Davison	157.8	(789 runs)	2000–01
Most wickets in a season	R J A Massie	69	(av 10.4)	1913–14
Best bowling average	R J A Massie	10.4	(69 wickets)	1913–14
Best bowling in an innings	O E Nothling	9–15	v Marrickville	1925–26
Best bowling in a match	R J A Massie	13–80	v Sydney	1913–14
Best all-round performance	G J Mail	1242 runs (av 77.63)	31 wickets (av 17.94)	2009–10
Most fielding dismissals/season	S D Stanton	65	(55ct, 10st)	2002–03
Most fielding dismissals/innings	I Wilson	7 (3ct, 4st)	v UNSW	1980–81

Highest partnerships				
1st wkt	337	N C R Larkin & G J Mail	v Manly	2016–17
2nd wkt	390*	M J Phelps & G J Mail	v Mosman	2005–06
3rd wkt	291	J M Taylor & J V Garner	v Waverley	1923–24
4th wkt	310	G J Mail & D Miller	v Northern District	2009–10
5th wkt	307	R C M Boyce & L C Donovan	v Cumberland	1919–20
6th wkt	144	J M Taylor & R Stanley	v Glebe	1924–25
7th wkt	140	R B Minnett & C J Tozer	v Paddington	1910–11
8th wkt	179	H H Massie & A D Watson	v Petersham	1909–10
9th wkt	100	D Quoye & B Spencer	v Balmain	1998–99
10th wkt	94	J I Toyer & N J Cowell	v Mosman	2009–10

Successive Double Centuries

G J Mail 2009–10 214 (v Randwick-Petersham),
212 (v Northern District)

Three Successive Centuries

J M Taylor 1923–24 104 (v Western Suburbs),
253 (v Waverley),
110 (v Petersham)

Century on Debut in 1st Grade

J M Taylor 1922–23 141* v Randwick

G C Hogg 1926–27 125* v Cumberland

Century Opening Partnership in Each Innings

R Bardsley & E F Rofe 1915–16 102 & 100 v Middle Harbour

Highest Team Totals

For: 512 v Gordon, 1914–15

Against: 3d 585 (Petersham), 1915–16
7–571 (by Gordon), 1941–42

Lowest Team Totals

For: 37 v Western Suburbs, 1942–43

37 v Gordon, 1973–74

Against: 22 (by Cumberland), 1912–13



Tim Cummins, I. E. Fisher Award First Grade MVP

Hayden Blues Debut 2021–22



500 Runs in a season		
1242	G J Mail	2009-10
1225	G J Mail	2006-07
1115	D Mortimer	2017-18
1097	NCR Larkin	2017-18
1095	G J Mail	2010-11
1090	J Bogle	1918-19
1071	G J Mail	2011-12
1037	E J M Cowan	2002-03
1055	N C R Larkin	2013-14
1020	N C R Larkin	2016-17
1001	S O Henry	2011-12
987	I A Moran	2002-03
964	R J Davison	1999-2000
963	G J Mail	2005-06
961	J M Taylor	1923-24
938	I A Moran	2011-12
936	LS Robertson	2019-20
921	E J M Cowan	2004-05
916	S O Henry	2010-11
885	E J M Cowan	2003-04
878	G J Mail	2007-08
877	S D Stanton	2002-03
865	S D Stanton	2004-05
861	H Kerr	2019-20
851	I E Fisher	1970-71
842	C J Tozer	1913-14
842	I A Moran	2006-07
840	M J Phelps	2003-04
800	J Hellmrich	1930-31
789	R J Davison	2000-01
789	S O Henry	2013-14
789	D Mortimer	2018-19
785	K P Pietersen	2002-03
783	E J M Cowan	2006-07
778	E P Barbour	1912-13
777	D Mortimer	2016-17
773	I A Moran	2010-11
770	H Kerr	2018-19
766	J V Garner	1923-24
742	I A Moran	2005-06

733	I A Moran	2003-04
732	W R Hay	2009-10
731	I A Moran	2007-08
719	LS Robertson	2017-18
713	I E Fisher	1971-72
713	H O Rock	1922-23
702	I A Moran	2009-10
698	W R Hay	2008-09
696	R J Davison	2001-02
696	M W B Faraday	2012-13
691	R J Brewster	1999-2000
673	J E P Hogg	1929-30
665	W A South	1944-45
664	D J Waugh	2002-03
662	M Perry	1984-85
662	M J Phelps	2005-06
661	S D Stanton	2003-04
658	G J Mail	2008-09
656	H O Rock	1924-25
651	J M Saint	1993-94
643	E P Barbour	1911-12
641	M Hansen	2003-04
640	E J M Cowan	2008-09
638	J E P Hogg	1926-27
632	N C R Larkin	2011-12
632	M W B Faraday	2013-14
631	A Alderson	1951-52
630	M W B Faraday	2011-12
630	R McElduff	2018-19
625	A Alderson	1952-53
624	R C M Boyce	1919-20
618	L S Robertson	2021-22
615	N C R Larkin	2015-16
613	H O Rock	1921-22
611	P J Stanbridge	2000-01
611	E J M Cowan	2007-08
610	P J Stanbridge	1997-98
608	L S Robertson	2015-16
607	L S Robertson	2018-19
606	J G W Erby	1964-65
604	R Bardsley	1920-21

604	P J Stanbridge	1999-2000
601	G J Mail	2012-13
600	S O Henry	2014-15
599	T Parsonage	1930-31
599	M W B Faraday	2010-11
598	I A Moran	2008-09
596	B Dwyer	1946-47
589	G J Mail	2013-14
587	B Trevor-Jones	2017-18
577	N G Falk	1934-35
577	T P Cummins	2017-18
573	S D Stanton	2005-06
570	H O Rock	1919-20
564	C J Tozer	1910-11
564	M Perry	1982-83
556	E F Waddy	1904-05
556	S D Stanton	2001-02
555	E P Barbour	1914-15
555	A W Ross	1926-27
550	D N Scott-Orr	1956-57
550	A C Ridley	1992-93
548	E P Barbour	1913-14
548	J E P Hogg	1927-28
547	R Bardsley	1915-16
547	H O Rock	1923-24
547	E J M Cowan	2001-02
544	A C Ridley	1991-92
544	G J Mail	2014-15
539	I E Fisher	1975-76
537	I E Fisher	1974-75
534	L S Robertson	2014-15
533	E P Barbour	1910-11
533	H O Rock	1920-21
532	N C R Larkin	2014-15
529	W A South	1938-39
528	O E Nothling	1923-24
527	R Shand	1966-67
527	T W Garrett	1894-95
523	F Leventhal	1941-42
520	W R Hay	2010-11
519	J Dyson	1983-84

519	I A Moran	2000-01
516	A B Crompton	1968-69
514	J M Taylor	1922-23
514	A Alderson	1961-62
514	P Hamblin	1990-91
513	D Grattan-Smith	1986-87
511	H H Massie	1909-10
511	D Grattan-Smith	1980-81
510	J Cope	1958-59
506	J E P Hogg	1925-26
506	R J Brewster	2000-01
506	S D Stanton	2000-01
505	D Grattan-Smith	1984-85
504	J M Taylor	1924-25
503	L C Best	1915-16
502	E F Rofe	1923-24
502	T P Cummins	2018-19
501	D D Ridley	1981-82

50 Wickets in a Season

69	R J A Massie	1913-14
65*	P V James	1973-74
65	A M Staunton	2002-03
65	D Malone	2018-19
64	G S Smith	1945-46
64	N J Cowell	2013-14
61	E Trennery	1919-20
60	GS Smith	1943-44
59	GS Smith	1942-43
59	J A Grimble	1983-84
59	T J D Ley	2013-14
59	T J D Ley	2017-18
56	W J Stack	1912-13
56	W S Searles	1982-83
52	J A Grimble	1992-93
51*	P V James	1971-72
51	J M Stewart	2000-01
50	W J Stack	1911-12
50*	P V James	1969-70
50	M W O'Sullivan	1977-78

* not including 6 wickets in Rothmans Cup matches in 1973-74, 5 in 1971-72 and one in 1969-70 respectively.

Most centuries in First Grade

30	G J Mail	214* (v Randwick-Petersham 2009-10); 212 (v Northern District 2009-10); 200* (v Mosman 2005-06); 184 (v UTS Balmain 2006-07); 181 (v Blacktown 2008-09); 179 (v Manly 2016-17); 178 (v North Sydney 2005-06); 166 (v Manly, 2009-10); 166 (v Manly 2010-11); 164no (v Western Suburbs 2015-16); 150 (v Penrith 2007-08); 145 (v Eastern Suburbs 2010-11); 138no (v Sydney 2014-15); 138 (v Mosman 2010-11); 137 (v Hawkesbury 2011-12); 134 (v Parramatta 2005-06); 131 (v Blacktown 2011-12); 131 (v North Sydney 2012-13); 131 (v Blacktown 2013-14); 129 (v Mosman 2006-07); 127 (v St George 2006-07); 126* (v Eastern Suburbs 2012-13); 125 (v Northern District 2008-09); 110 (v Eastern Suburbs 2006-07); 110 (v Eastern Suburbs 2007-08); 107* (v Blacktown, 2016-17); 102 (v Penrith 2008-09); 106 (v Campbelltown-Camden 2004-05); 105 (v Eastern Suburbs (2013-14); 100 (v North Sydney, 2009-10); 100 (v Campbelltown-Camden 2011-12)
17	N C R Larkin	246 (v Mosman 2017-18); 206* (v Manly 2016-17); 164 (v North Sydney 2017-18); 162* (v Sutherland 2017-18); 157* (v Eastern Suburbs 2014-15); 140 (v Hawkesbury 2017-18); 138 (v Sydney, 2016-17); 136 (v Fairfield-Liverpool 2017-18); 133 (v Northern District 2013-14); 129 (v Sutherland 2016-17); 124 (v Bankstown 2010-11); 124 (v Manly 2011-12); 120 (v Eastern Suburbs, 2016-17); 117 (v Bankstown 2013-14); 113 (v Sutherland 2012-13); 138 (v UTS North Sydney, 2018-19); 138 (v Campbelltown-Camden, 2018-19)
13	E J M Cowan	253 (v Manly 2006-07); 199 (v Bankstown 2006-07); 193 no (v Randwick 2007-08); 160 (v Blacktown 2004-05); 160 (v Hawkesbury 2001-02); 131 (v St George 2004-05); 127 (v Hawkesbury 2003-04); 121 (v Bankstown 2003-04); 121 (v St George 2002-03); 120 (v Parramatta 2003-04); 120 (v St George 2017-18); 119 (v UTS Balmain 2002-03); 112 (v Fairfield 2002-03)
11	E P Barbour	181 (v Gordon 1914-15); 153 (v Sydney 1910-11); 152 (v Gordon 1913-14); 143 (v Redfern 1912-13); 135* (v Burwood 1912-13); 135 (v Glebe 1913-14); 123* (v Petersham 1910-11); 120 (v Sydney 1912-13); 117 (v Redfern 1911-12); 109 (v Glebe 1911-12); 103 (v North Sydney 1914-15) Note: In successive innings in 1913 Eric Barbour scored 120, 31*, 135*, 143, 87, 99
9	H O Rock	161 (v Glebe 1922-23); 154 (v Randwick 1924-25); 150 (v North Sydney 1923-24); 144 (v Petersham 1924-25); 133 (v Balmain 1925-26); 132 (v Western Suburbs 1923-24); 126 (v North Sydney 1919-20); 117 (v Marrickville 1921-22); 117 (v North Sydney 1920-21)
9	I E Fisher	136 (v Sutherland 1976-77); 120 (v St George 1972-73); 119* (v Randwick 1973-74); 109 (v Sydney 1971-72); 107 (v Cumberland 1970-71); 100* (v Northern District 1974-75); 100 (v Petersham 1970-71); 100 (v Cumberland 1969-70); 100 (v North Sydney 1970-71)
7	J M Taylor	253 (v Waverley 1923-24); 141* (v Randwick 1922-23); 123 (v Northern District 1925-26); 118 (v North Sydney 1923-24); 115 (v Glebe 1924-25); 110 (v Petersham 1923-24); 104 (v Western Suburbs 1923-24)

Career Records - Batting (min 2500 runs)

Batsmen	Career	Inns	NO	HS	Runs	Ave
GJ Mail	2004–2017	238	35	214*	10247	50.47
IA Moran	2000–2013	281	35	202	8695	35.34
EJM Cowan	1999–2020	205	20	253	7820	42.27
NCR Larkin	2008–2022	214	22	246	7196	37.49
LS Robertson	2009–2022	219	33	193	5386	28.96
IE Fisher	1969–1978	164	19	136	4560	31.44
SD Stanton	2000–2008	153	26	134*	4557	35.88
AB Crompton	1961–1980	256	32	109	4484	20.02
MWB Faraday	2005–2016	195	21	147*	4262	24.49
HO Rock	1919–1926	95	7	161	3899	44.31
SO Henry	2009–2015	107	11	200*	3850	40.10
DJP Mortimer	2016–2022	125	13	143	4167	37.21
RJ Davison	1997–2002	86	21	168*	3684	56.67
W R Hay	2006–2017	137	14	162*	3307	26.88
CJ Tomko	1980–1995	165	14	103*	3219	21.31
M Perry	1975–1986	124	24	125	3095	30.95
EP Barbour	1909–1915	59	7	181	3086	59.35
D Grattan-Smith	1980–1987	111	6	89	3008	28.64
A Alderson	1951–1966	96	28	139	2991	43.98
JA Grimble	1982–1994	177	15	93	2982	18.41
JM Hellmrich	1930–1937	113	11	124	2974	29.15
K Sheffield	1949–1961	146	22	121*	2919	23.54
H Kerr	2016–2022	89	9	133	2887	36.08
JEP Hogg	1924–1930	76	7	150	2800	40.53
AD Shaw	1981–1992	130	14	127	2736	23.58
T P Cummins	2017–2022	103	23	156	2701	33.76
R Bardsley	1914–1922	85	10	112	2677	35.69
L Best	1914–1921	107	13	169*	2643	28.11
GC Hogg	1926–1933	86	5	149	2576	31.80
WA South	1937–1943	115	13	106	2561	25.11

Career Records - Bowling (min 150 wickets)

Bowlers	Career	Wkts	Runs	Ave
MW O'Sullivan	1969-1994	652	13570	20.81
JA Grimble	1982-1994	382	8570	22.43
TJD Ley	2007-2019	340	7388	21.72
IA Moran	2000-2013	337	7394	21.94
PV James	1968-1977	320	7137	22.30
WJ Stack	1905-1915	259	4915	18.93
GH Pike	1971-1980	242	5043	20.83
GS Smith	1941-1946	241	4386	18.19
MB Pawley	1962-1969	234	4445	18.99
GJ Mail	2004-2017	222	4501	20.27
D Malone	2016-2022	221	5016	22.69
TWR Kierath	2002-2019	216	4890	22.64
B Joy	2011-2021	214	5235	24.46
DW Hanlin	1946-1952	197	3176	16.12
CA Elder	1975-1989	190	4884	25.71
JV Garner	1920-1926	186	3579	19.24
RB Minnett	1906-1915	186	3469	18.65
NJ Cowell	2006-2016	158	3253	20.58

Career Records - Wicket Keeping (min 250 dismissals)

Wicket keepers	Career	Catches	Stumpings	Total
A B Crompton	1961-80	268	63	331
S D Stanton	2000-08	228	55	283

Wicket keeping 40 dismissals in a season

65 (55/10)	SD Stanton	2002-03
52 (45/7)	TP Cummins	2018-19
51 (40/11)	SD Stanton	2004-05
49 (42/7)	TP Cummins	2017-18
46 (39/7)	AB Crompton	1973-74
41 (34/7)	SD Stanton	2006-07
40 (34/6)	TP Cummins	2019-20
40 (35/5)	TP Cummins	2020-21

Second Grade Records

From 1898–99 to 1901–02, the Club's 1st XI played in the Second Grade competition

Premiers	1898–99 (A B S White capt); 1901–02 (H M Stephen); 1911–12 (R C M Boyce); 1962–63 (I McCristal); 1963–64 (J H Everett); 1964–65 (J H Everett); 1979–80 (D D Ridley); 2007–08 (D A Butchart); 2008–09 (D Ward); 2011–12 (T W R Kierath); 2012–13 (B Larkin); 2013–14 (T W R Kierath); 2014–15 (T W R Kierath); 2018–19 (J Larkin)
Minor Premiers	1962–63 undefeated (I McCristal); 1963–64 (J H Everett); 2006–07 (D A Butchart); 2013–14 (T W R Kierath); 2013–14 (T W R Kierath); 2018–19 (J Larkin)
Runners-up	1907–08 (W F Matthews); 1909–10; 1977–78 (D D Ridley); 2006–07 (D A Butchart)
Semi-finalists	1960–61 (I McCristal); 1961–62 (I McCristal); 1971–72 (D Scanlan); 2009–10 (A F Theobald); 2010–11 (A F Theobald)
Qualifying finalist	2000–01 (S J Gray); 2004–05 (D Ward); 2015–16 (T W R Kierath); 2017–18 (J Larkin); 2021–22 (H Clark)

Most runs in a season	D A Butchart	1019	(av 53.63)	2006–07
Highest individual score	S Hobson	229 no.	v Hawkesbury	2017–18
Highest average in a season	O E Nothling	133.3	(400 runs)	1921–22
Most wickets in a season	I E Wolfe	69	(av 14.0)	1974–75
Best bowling average	O E Nothling	6.3	(25 wickets)	1920–21
Best bowling in an innings	P Garrett	10–36	v Mosman	1988–89
Best all-round performance	D A Butchart	1019 runs (av 53.63)	23 wickets (av 19.48)	2006–07
Most dismissals/season	A D Shaw	38	(26ct, 12st)	1987–88
Most dismissals/innings	A D Shaw	7	v Parramatta	1987–88
	J D Crowley	7	v Parramatta	2009–10
Most runs in a career	AF Theobald	4889	(av 37.89)	1999–15
Most wickets in a career	Jl Toyer	221	(av 20.01)	2007–20

Highest partnerships				
1st wkt	291	J Ryan & N C R Larkin	v Manly	2008–09
2nd wkt	292	A F Theobald & M W B Faraday	v Northern District	2009–10
3rd wkt	223	A F Theobald & S Hobson	v Hawkesbury	2011–12
4th wkt	313	C R Jones & P O'Halloran	v Mosman	2009–10
5th wkt	243	G B T Lovell & D A Macintosh	v North Sydney	1995–96
6th wkt	177	T W R Kierath & K Desai	v Manly	2011–12
7th wkt	150*	B W Collins & R J Thomas	v Gordon	1976–77
8th wkt	179*	M Culkoff & T J D Ley	v Parramatta	2009–10
9th wkt	153	S Ruff & P V James	v North Sydney	1968–69
10th wkt	154	A I Blue & W D Cargill	v Cent Cumb	1898–99

500 Runs in a season

1019	DA Butchart	2006-07
694	WH Gregson	1900-01
688	AF Theobald	2009-10
679	RH Storey	1968-69
672	RCM Boyce	1912-13
672	AF Theobald	2011-12
664	R Shand	1963-64
650	JH Everett	1965-66
643	AF Theobald	2013-14
640	TWR Kierath	2011-12
639	DA Butchart	2008-09
630	RCM Boyce	1910-11
617	ABS White	1898-99
601	N Craze	2017-18
587	S D Pardy	1998-99
579	AJ Elbourne	1994-95
579	L Reynolds	2003-04
575	GJ Lennon	1990-91
575	WR Hay	2014-15
554	JH Everett	1963-64
552	EC Heden	1901-02
551	LS Robertson	2012-13
537	V H George	2018-19
536	R A Danne	2018-19
535	MWB Faraday	2009-10
528	AF Theobald	2007-08
528	NCR Larkin	2008-09
525	G Cooper	1984-85
524	A Cowan	2006-07
518	AF Theobald	2008-09
515	MWB Faraday	2008-09
512	IW Foulsham	1973-74
508	HM Stephen	1899-00
508	DS Miller	2016-17
507	J Ryan	2006-07
505	K Lahey	2003-04
503	RLP Turner	1935-36
502	EB LeCouteur	1969-70
501	S Hobson	2014-15

50 Wickets in a Season

69	IE Wolfe	1974-75	56	PJ McSharry	1901-02
64	B Joy	2013-14	52	SJ Glenday	1979-80
61	Al Blue	1900-01	51	N Broughton	1911-12

Most centuries in Second Grade

13	A F Theobald	226 (v Northern District 2011-12); 179 (v Randwick-Petersham 2007-08); 168 (v Northern District 2009-10); 146 (v Northern District 2013-14); 139 (v Balmain 2001-02); 132 (v Blacktown 2009-10); 125* (v Bankstown 2007-08); 120 (v Hawkesbury 2013-14); 112 (v St. George 2010-11); 108 (Fairfield-Liverpool 2012-13); 107 (v Easts 2008-09); 102 (v Parramatta 2008-09); 100 (v Hawkesbury 2000-01)
8	S Hobson	229* (v Hawkesbury 2017-18); 133 (v Manly 2014-15 GF); 126 (v Hawkesbury 2011-12); 121* (v North Sydney 2013-14); 105* (v Western Suburbs 2017-18); 102* (v Randwick-Petersham 2015-16); 101* (v UNSW 2013-14); 104 (v Fairfield-Liverpool 2018-19)
5	R C M Boyce	124, 106, 102 (1910-11); 145*, 124 (1912-13)
5	D A Butchart	183 (v St George 2006-07); 160* (v UTS Balmain 2006-07); 115 (v 2008-09); 112 (v Petersham 1995-96); 105 (v Mosman 1993-94)
5	J Ryan	133 (v Manly 2008-09); 109 (v Parramatta 2008-09); 103* (v Mosman 2006-07); 102 (v UNSW 2007-08); 101* (v Randwick 2009-10)
4	M W B Faraday	186 (v Northern District 2009-10); 154 (v Hawkesbury 2009-10); 120 (v Randwick-Petersham 2006-07); 105* (v Penrith 2005-06)
4	J H Everett	101* (1954-55); 102 (1960-61); 147* (1963-64); 100 (1964-65)
4	B W Collins	104 (1968-69); 103 (1972-73); 113 (1973-74); 101* (v Gordon 1976-77)
3	A I Low	201* (1958-59); 104 (1959-60); 184 (1963-64)
3	D Townsend	156, 124*, 100 (1991-92)
3	H M Stephen	149, 135, 123 (1898-99)
3	J W Hill	200* (v Mosman 2013-14); 109 (v Western Suburbs 2012-13); 101 (v Parramatta 2012-13)
3	N Craze	162 (v Fairfield-Liverpool, 2017-18); 129 (v Penrith, 2017-18); 110 (v Parramatta, 2017-18)

Third Grade Records

Premiers	1980–81 (P Gray capt); 1994–95 (J Dunlop); 1997–98 (TA Lester); 2015–16 (A Cowan); 2017–18 (A Cowan); 2019–20 (HN Clarke)
Minor Premiers	1975–76 (RJ Thomas); 1982–83 (JF Rodgers); 1994–95 (J Dunlop); 2004–05 (PB Murray); 2008–09 (D Jessep); 2016–17 (A Cowan); 2018–19 (JW Hill)
Runners-up	1951–52; 1974–75 (RJ Thomas); 1982–83 (JF Rodgers); 1995–96 (CJ Tomko); 2008–09 (D Jessep); 2012–13 (PB Murray); 2016–17 (A Cowan); 2018–19 (JW Hill)
Semi-finalists	1962–63 (RJ Richards); 1963–64 (RJ Richards); 1975–76 (RJ Thomas); 1989–90 (MC Farrow); 1993–94 (AD Shaw); 2001–02 (M Salisbury); 2004–05 (PB Murray); 2005–06 (PB Murray); 2007–08 (B Smith); 2013–14 (A Cowan); 2021–22 (JI Toyer)
Qualifying finalist	2000–01 (AC Ridley)

Encouragement Award	1973–74 (R J Thomas)	1019	(av 53.63)	2006–07
Most runs in a season	N T Ridley	634	(av 39.6)	1995–96
Highest individual score	A D Forbes	221	v Randwick	1909–10
Highest average in a season	M Tonkin	68.0	(272 runs)	1968–69
Most wickets in a season	M C Farrow	57	(av 13.2)	1995–96
Best bowling average	G H Pike	7.3	(17 wickets)	1969–70
Best bowling in an innings	S Ruff	9–38	v Randwick	1968–69
Best bowling in a match	C I M McRae	14–45	v Petersham	1974–75
Best all-round performance	J Kazaglis	311 Runs (av 28.27)	22 wickets (av 17.54)	2006–07
Most dismissals/season	T Driscoll	35	(25ct, 10st)	1980–81
Most dismissals/innings	S McKay	7	v W Suburbs	1986–87
Most runs in a career	JW Hill	2675	(av 30.74)	2007–22
Most wickets in a career	M C Farrow	287	(av 17.8)	1986–99

Highest partnerships (records exist from 1960–61)				
1st wkt	183	S D Pardy 161* & T A Lester 85	v W Suburbs	1997–98
2nd wkt	203	D Collins 106* & J Hennessy 98	v Penrith	1987–88
3rd wkt	247	T Harrington 128* & B Burgess 123	v Randw'k-Ptrsham	2005–06
4th wkt	202*	R Kelly 114* & A F Theobald 104*	v Parramatta	1999–00
5th wkt	191	T Driscoll 102* & A Frost 97	v Macquarie Univ	1980–81
6th wkt	185	D Baffsky 124 & R McEvilly 93	v Balmain	1991–92
7th wkt	146	D Kearney 102* & S Hennessy 72	v UNSW	1986–87
8th wkt	188	C Graham 125 & A Webster 88	v Eastern Suburbs	1996–97
9th wkt	90	D G Fox 46 & M W O'Sullivan 33	v Sydney	1969–70
10th wkt	74	A W Little 65 & J F Rodgers 13*	v Gordon	1982–83

500 Runs in a season

634	N T Ridley	1995-96
609	O B Young	1997-98
576	C Williams	1994-95
566	C Litchfield	2018-19
560	JW Hill	2018-19
555	W Knight	1994-95
544	N T Ridley	2001-02
528	V Golden	1939-40
512	T A Lester	1997-98

50 Wickets in a Season

57	M C Farrow	1995-96
54	R J Cotton	1966-67
52	S Dight	1980-81
50	C I M McRae	1973-74

Most centuries in Third Grade

4	Jack Hill	127* (v Gordon 2012-13); 123 (v Hawkesbury 2018-19); 110 (v Sydney 2017-18); 100* (v UNSW 2014-15)
4	N T Ridley	117 (1995-96); 110 (2000-01); 113* (2001-02); 161 (2001-02)
3	K W Asprey	117 (1923-24); 116 (1923-24); 131 (1924-25)
3	D Goonesena	116 (1984-85); 121 (1987-88); 116 (1988-89)
3	M Evans	120 (1991-92); 107 (1992-93); 109* (1993-94)
3	C Williams	100 (1997-98); 108, 141 (1998-99)
3	R Jayawardena	119 (v Campbelltown 2005-06); 115 (v Penrith 2005-06); 110* (v Bankstown 2004-05)
3	C Litchfield	109* (v Gordon, 2016-17); 108 (v Bankstown, 2018-19); 106 (v Hawkesbury, 2018-19)



Darcy Manners loads up

Fourth Grade Records

Premiers	1976–77 (B Druery capt); 1980–81 (P Gannon); 1988–89 (P Somerville); 1994–95 (M T B Bonnell); 2015–16 (A J Grant); 2019–20 (A Cowan)
Minor Premiers	1980–81 (P Gannon); 1988–89 (P Somerville); 1994–95 (M T B Bonnell); 2011–12 (P B Murray); 2018–19 (A Cowan)
Runners-up	2018–19 (A Cowan)
Semi-finalists	1963–64 (F Hampshire); 1971–72 (A Punch); 1974–75 (B Druery); 1977–78 (P Gannon); 1986–87 (J F Rodgers); 2004–05 (M Gaggin); 2011–12 (P B Murray); 2018–19 (A Cowan); 2020–21 (A Cowan); 2021–22 (A Cowan)
Qualifying finalists	1998–99 (N T Ridley), 2005–06 (E Quoye) 2007–08 (D Jessep); 2016–17 (A J Grant); 2017–18 (A J Grant)

Most runs in a season	D Jessep	654	(av 59.45)	2007–08
Highest individual score	P Pathirana	215	v Parramatta	2006–07
Highest average in a season	R Scamps	119.0	(238 runs)	1965–66
Most wickets in a season	A Jakes	76	(av 9.8)	1969–70
Best bowling average	A Smythe	3.6	(16 wickets)	1950–51
Best bowling in an innings	R Harrison	9–52	v Randwick	1984–85
Best bowling in a match	P Dillon	13–54	v Balmain	1979–80
Best all-round performance	T Mornane	358 runs (av 39.8)	24 wickets (av 23.8)	1997–98
	T Murphy	216 runs (av 24.0)	35 wickets (av 15.9)	1979–80
Most dismissals/season	A Wallis	29	(24ct, 5st)	1980–81
Most runs in a career	A Cowan	2306	(av 24.53)	2003–22
Most wickets in a career	A Jakes	199	(av 9.7)	1965–72

Highest partnerships				
1st wkt	263	K Whatham 176 & L Foulsham 157	v Eastern Suburbs	2000–01
2nd wkt	191	R Mangan 118 & I Tabrett 73	v Mosman	1972–73
	191	P Mackay 125 & P W Logan 122	v Waverley	1982–83
3rd wkt	136*	P Hamblin 163* & D Goonesena 42*	v Macquarie University	1982–83
4th wkt	204	D H Loxton 138 & J Robinson 99	v Waverley	1989–90
5th wkt	186	A Mihalyka 119 & D Visser 104	v Sutherland	2012–13
6th wkt	187*	A G C Wiles 132* & T Mornane 69*	v Eastern Suburbs	1997–98
7th wkt	122	A Rolfe 114 & A Morison 56	v UNSW	1998–99
8th wkt	99	P L Jeffrey 62 & A Clarke 52	v North Sydney	1961–62
9th wkt	114	C Campbell 56 & A G Shaw 68*	v Northern District	2012–13
10th wkt	86	T Driscoll 62* & S Dight 17	v Northern District	1983–84

500 Runs in a season

654	D Jessep	2007–08
642	N T Ridley	1994–95
565	J Watts	1975–76
564	P Mackay	1982–83
525	N T Ridley	1998–99

50 Wickets in a Season

76	A Jakes	1969–70
65	A Jakes	1971–72
59	P Dillon	1979–80
52	S White	1979–80

Most centuries in Fourth Grade

3	AJ Grant	110 (2014–15 v UNSW); 101* (2017–18 v Western Suburbs); 107 (2019–20 v Northern Districts)
3	PW Logan	122 (1982–83) 115 (1981–82) 114 (1982–83)
3	M Powys	109 (v Penrith, 2015–16); 133 (v Gordon, 2020–21); 123 (v Sutherland, 2020–21)

Tom Foreman bowling



Fifth Grade Records

SUCC entered the 5th Grade competition in 1969–70;
from 1974–75 to 1984–85 two teams were entered

Premiers	1980–81 (D Morgan capt); 1981–82 (L Deverall); 1987–88 (PJ Rodgers); 1988–89 (PJ Rodgers); 1998–99 (JF Rodgers); 2001–02 (JF Rodgers); 2002–03 (JF Rodgers)
Minor Premiers	1980–81 (Undefeated - D Morgan); 1987–88 (PJ Rodgers); 1997–98 (JF Rodgers); 1998–99 (JF Rodgers); 2001–02 (JF Rodgers); 2002–03 (JF Rodgers)
Runners-up	1997–98 (JF Rodgers); 2004–05 (JF Rodgers); 2011–12 (M Skinner)
Semi-finalists	1974–75 (J Malicki); 1977–78 (J Malicki); 1994–95 (JW Banks); 2000–01 (JF Rodgers)
Qualifying finalists	1999–00 (JF Rodgers); 2007–08 (JF Rodgers); 2008–09 (JF Rodgers); 2009–10 (JF Rodgers); 2018–19 (A Wilkinson)

Most runs in a season	J W Banks	617	(av 34.30)	1994–95
Highest individual score	S Hobson	240	v Parramatta	2011–12
Highest average in a season	G Gulliver	213.0	(213 runs)	1969–70
Most wickets in a season	R Howlett	57	(av 10.60)	1977–78
Best bowling average	J Malicki	8.4	(20 wickets)	1976–77
Best bowling in an innings	A Baigent	9–17	v Gordon	
Best bowling in a match	R Howlett	14–84	v Gordon	1977–78
Best all-round performance	J W Banks	617 runs (av 34.30)	39 wickets (av 17.70)	1994–95 1980–81
Most dismissals/season	M Moore	35	(32ct, 3st)	1997–98
Most fielding catches/season	M Pemberton	19	1997–98	2003–17
Most runs in a career	M E Wilson	2296	(av 27.30)	1975–2000
Most wickets in a career	J F Rodgers	342	(av 12.90)	1972–10

Highest partnerships				
1st wkt	257	J Quoyale 140 & R Thompson 126	v Mosman	1991–92
2nd wkt	187	C Granger 116* & N T Ridley 89	v Petersham	1993–94
3rd wkt	244*	M Wilding 115* & M Hackett 127*	v Bankstown	2007–08
4th wkt	137	G Carroll 123 & C Polites 64	v Fairfield	1997–98
5th wkt	150	J Ryan 74 & A Holden 68	v Balmain A	1983–84
6th wkt	174	P Greenwood 93 & M Lynch 113	v UNSW	1977–78
7th wkt	124	P Gregg 76* & J W Banks 75	v Campbelltown	1987–88
8th wkt	160*	T Murphy 101* & R Wilson 58*	v Balmain	1991–92
9th wkt	77	S Frances 79* & M Palmer 28	v Western Suburbs	1983–84
10th wkt	89	M E Wilson 107* & M Moore 44	v Parramatta	1997–98

500 Runs in a season

617	J W Banks	1994-95
539	M Skinner	2011-12
525	G Carroll	1997-98
507	M Pemberton	1997-98

50 Wickets in a Season

57	R Howlett	1977-78
55	T Croft	2002-03

Most centuries in Fifth Grade

3	M E Wilson	103 (1988-89); 107* (1997-98); 120 (1998-99)
2	J Emmett	101* (1973-74); 122 (1981-82)
2	M F Sewell	109 (1984-85); 104* (1984-85)
2	S Duncan	102 (1985-86); 107 (1986-87)
2	J Quoye	100 (1986-87); 140 (1991-92)
2	A Rowe	101* (1992-93); 107* (1993-94)
2	C Granger	101* (1992-93); 116* (1993-94)
2	G Carroll	123 (1997-98); 117 (1997-98)

Chris Roussos



Lower Grade Records

Balmain-Drummoyne	1969–1974: 1 team; 1973–1985: 2 teams 1985–1988 1 team 1989–1991
City & Suburban	1985–1986: 1 team
Municipal & Shire	1986–1988: 1 team
Catholic Competition	1988–1992: 1 team
Gordon A Grade	1992–1999: 1 team
SCA Metropolitan Cup	1999–2019; 1 team

Premiers	1973–74 (6th Grade, J Malicki captain); 1979–80 (8th Grade, M Best); 1986–87 (6th Grade, R DeCarvalho); 1987–88 (6th Grade, R DeCarvalho); 1999–2000 (6th Grade, J Drayton); 2004–05 (A Coutts-Smith); 2007–08 (6th Grade, A. Rhodes); 2009–10 (S Cowell); 2013–14 (M Harris)
Runners-up	1990–91 (6th Grade, J Conomos); 1993–94 (6th Grade, G Fitzsimmons); 2001–02 (J J Anderson); 2014–15 (H de Kretser)
Semi-finalists	1985–86 (7th Grade, M Groves); 1989–90 (6th Grade, T Clarsen); 1998–99 (6th Grade, D Dawson), 2005–06 (6th Grade, J Wright); 2006–07 (6th Grade, D Brooker); 2008–09 (6th Grade, P. Bertelle); 2010–11 (6th Grade, S. Green); 2011–12 (6th Grade, S. Green); 2016–17 (6th Grade, A Wilkinson); 2018–19 (6th Grade, G Cade); 2020–21 (6th Grade Gold G Cade); 2021–22 (6th Grade Gold Henry Cain)

Most runs in a season	TWR Kierath	604 (ave. 40.2)	1999–00
Highest individual score	N. Mortimer (6th)	161* v UNSW Black	2017–18
Highest average in a season	C Whittaker (6th)	71.8 (287 runs)	1998–99
Most wickets in a season	T Saul (6th B)	45 (av 12.2)	1980–81
Best bowling average	R Burkett (6th)	6.3 (23 wickets)	1970–71
Best bowling in an innings	D McDonald (7th)	9–55 v Drummoyne Rowers	1975–76
Most dismissals/season	G. Cade (6th)	21 (16ct, 5st)	2017–18

Highest partnerships				
1st wkt	225	W Capps & A Toomey	v UNSW (6th)	2011–12
2nd wkt	187	G Cluff & P Waddell	v Burwood (6th)	1987–88
3rd wkt	163	E Hickson & J Hanrahan	v North Sydney (6th)	1997–98
4th wkt	182	Z Islam & H Rogers	v Randwick-Petersham (6th)	2016–17
5th wkt	196	J Wright & A Braid	v Penrith (6th)	2004–05
6th wkt	95	P Gannon & J Fernon	v Ashfield (6th A)	1981–82
7th wkt	92	R Chadwick & K Pulley	v Tarban Creek (7th)	1987–88
8th wkt	121	D Dawson & G Juul	v Bradfield (6th)	1992–93
9th wkt	69	M E Caisley & V Cook	v Wentworthville (6th)	1986–87
10th wkt	91	L Barker & G Bouloux	v Marrickville (6th)	1989–90

Most centuries		
3	M Caisley	100 (1987–88), 139 (1987–88), 128 (1989–90)
3	M Barwick	116, 119* (2007–08), 101 (2011–12)
2	C Whittaker	123, 143* (1998–99)
2	L Carfax	153, 151 (2014–15)

Poidevin-Gray Shield Records

Premiers	1996–1997 (A J Elbourne - Capt); 2010–11 (N C R Larkin)
Runners Up	1959–1960 (M J Ives); 1986–1987 (G B T Lovell); 1990–1991 (S J Gray)
Semi-finalists	1997–1998 (A J Elbourne); 2006–07 (W R Hay); 2008–09 (M Cook); 2009–10 (D S Miller)
Qualifying finals	2016–17 (N Craze)

Most runs in a season	B Larkin	503 (av 71.86)	2009–10	1994–95
Highest individual score	E J M Cowan	199 v Mosman	2002–03	2011–12
Highest average in a season	S D Stanton	146.0 (292 runs)	2000–01	1969–70
Most wickets in a season	J Jeffrey	33 (av 11.2)	1938–39	1977–78
Best bowling average	M Salisbury	5.0 (8 wickets)	1996–97	1976–77
Best bowling in an innings	G Keighran	8–41 v Bankstown	1973–74	1980–81
Most dismissals/season	J Atkins	18 (15ct, 3st)	1990–91	1977–78
	L Hartman	18 (16ct, 2st)	1996–97	1994–95
Best all-round performance	R J Lee	291 runs (av 58.2)	1969–70	
		12 wickets (av 5.5)		

Highest partnerships				
1st wkt	301	K Lahey & L Reynolds	v North Sydney	2003–04
2nd wkt	236	E J M Cowan & R J Brewster	v Hawkesbury	1998–99
3rd wkt	144	R Lopez & A D Smith	v Balmain	1990–91
4th wkt	206	E J M Cowan & A F Theobald	v Mosman	2002–03
5th wkt	124	T Jenkins & M Sinclair	v North Sydney	1975–76
6th wkt	111*	G Maddocks & A McMinn	v Sydney	1975–76
7th wkt	105	T G Buddin & G H Pike	v Sydney	1969–70
8th wkt	63	B Carey & M Paskal	v Randwick-Petersham	2005–06
9th wkt	91	S Woodhouse & I McMinn	v Northern District	1971–72
10th wkt	88	W Gell & T Quilter	v Randwick-Petersham	2002–03

Centuries (44)								
199	E J M Cowan	2002–03	121*	Matt Moran	2018–19	108	N C R Larkin	2008–09
186	K Lahey	2003–04	119	B Larkin	2009–10	108*	M P Morgan	2010–11
175*	D Walkham	1938–39	118	L Reynolds	2003–04	107*	R J Brewster	1999–2000
165	F Farrar	1939–40	117*	B Larkin	2007–08	106*	T Harrington	2005–06
152*	J Dyer	2006–07	116*	R J Lee	1970–71	106	W R Hay	2006–07
147*	K Lahey	2004–05	116	R Lopez	1990–91	106*	N C R Larkin	2010–11
145	J Dyer	2006–07	113*	T Jenkins	1975–76	105	M P Morgan	2008–09
132*	R Clark	1939–40	113	P Hamblin	1982–83	104	D S Clarke	1962–63
132*	D Walkham	1939–40	113	J Wilkinson	1984–85	103	P H Scanlan	1964–65
130	R J Lee	1969–70	113	C Williams	1993–94	101*	C Pearson	1954–55
129	E J M Cowan	1998–99	111*	K Whatham	2000–01	101*	B Larkin	2008–09
127	C Desamaulds	1952–53	110*	S D Stanton	2000–01	100	A L Cash	1957–58
127*	N Burke	2005–06	109	R J Brewster	1998–99	100*	F C Munro	1959–60
123*	A Beech	2006–07	109	S J Gray	1988–89	100	T Jenkins	1974–75
			108	C Hood	1972–73	100*	A J Elbourne	1997–98
						100	K Lahey	2004–05

A.W. Green Shield Records

SUCC entered the A.W. Green Shield competition for the first time in 1997–98

Runners-up	2014–15 (A Johnston)
Semi-Finalists	2000–01 (L Reynolds); 2012–13 (J Stewart)

Most runs in a season	N Arnold	443 (av 44.30)	2014–15
Highest individual score	P Pathirana	138* v North Sydney	2003–04
Highest average in a season	S Hinton	106.00 (318 runs)	2000–01
Most wickets in a season	N Ryan	21 (av 11.2)	1997–98
Best bowling average	T Harrington	10.1 (17 wickets)	2000–01
Best bowling in an innings	R Shyamsundar	6–20 v Western Suburbs	2021–22
Best all-round performance	J R Pattison	331 runs (av 47.29) 14 wickets (av 11.14)	2012/13
	N French	219 runs (av 31.3) 14 wickets (av 15.4)	1997–98
	L Reynolds	286 runs (av 57.2) 11 wickets (av 14.5)	1999–00
	R Jayawardena	293 runs (av 41.9) 10 wickets (av 18.7)	2000–01
Most fielding	L S Robertson	10 (10ct)	2006–07
Dismissals/season	N Schroeder	9 (6ct, 3st)	1997–98

Most centuries		
P Pathirana	138*	2003–04
S Hinton	127*	2000–01
N Arnold	115	2014–15
L Reynolds	111*	1999–2000
E Fitzpatrick	112	2018–19
E J M Cowan	107*	1997–98
N Arnold	105	2014–15 QF

Veterans Records

City and Suburban Competition since 1902–03

Most runs in a season	H H Massie	943 (ave 36.30)	1925–26
Highest Individual Score	A B S White	175	1922–23
Highest average in a season	J H Everett	240.00 (480 runs)	1972–73
Most wickets in a season	R J A Massie	85 (ave 9.70)	1922–23
Best Bowling average	M T B Bonnell	5.44 (18 wickets)	2003–04
Best All-Round performance	P S Jones	594 runs (ave 31.20) 52 wickets (ave 13.50)	1903–04

500 Runs in a season		
943	H H Massie	1925–26
816	F C Rogers	1929–30
797	R Sellers	2002–03
767	F C Rogers	1925–26
758	I G Mackay	1925–26
725	F C Rogers	1930–31
724	H H Massie	1930–31
696	H H Massie	1929–30
688	A B S White	1925–26
687	F C Rogers	1931–32
668	T A Lester	1995–96
658	R Harvey	1933–34
656	J B Lane	1922–23
651	A B S White	1927–28
638	K J O'Keeffe	1987–88
606	H H Massie	1927–28
598	F C Rogers	1927–28

594	P S Jones	1903–04
589	F C Rogers	1934–35
578	K J O'Keeffe	1986–87
571	W J Mackie	1961–62
554	L Bell	1953–54
541	H H Massie	1924–25
539	A B S White	1922–23
529	I G Mackay	1929–30
528	F C Rogers	1932–33
528	A B S White	1912–13
527	A B S White	1930–31
521	A B S White	1910–11
515	P S Jones	1904–05
515	F C Rogers	1912–13
514	H H Massie	1922–23
509	K J O'Keeffe	1990–91
507	G P Barbour	1906–07
500	F C Rogers	1924–25

40 Wickets in a Season:		
85	R J A Massie	1922–23
54	R Townsend	1969–70
52	P S Jones	1903–04
52	R Townsend	1967–68
47	A I Blue	1912–13
44	G C Willcocks	1936–37
43	A I Blue	1902–03
42	H G Purves	1906–07
42	G C Willcocks	1934–35
42	C King	1948–49
41	A B S White	1932–33
41	R Townsend	1968–69
40	C Latimer	1987–88

All Time Leading Aggregates

Bowling (min 250 wickets) Current players in bold

Rank	Player	Years played	Wkts	Runs	Ave
1	JF Rodgers	1972–2013	869	13932	16.03
2	MW O'Sullivan	1968–1995	807	16104	19.95
3	CIM McRae	1970–1989	549	9187	16.73
4	TJD Ley	2004–2019	545	11686	21.44
5	MC Farrow	1983–1999	528	9997	18.93
6	TWR Kierath	1999–2019	538	10509	20.89
7	B Joy	2007–2021	507	9448	18.64
8	T Murphy	1978–1995	501	8634	17.23
9	T Croft	1994–2014	452	7004	15.49
10	Jl Toyer	2007–2022	432	8992	20.81
11	GH Pike	1969–1984	430	8746	20.34
12	M Culkoff	1998–2014	413	7767	18.81
13	JA Grimble	1982–1998	401	8878	22.14
14	CA Elder	1975–1989	366	7871	21.51
15	DG Fox	1957–1986	356	6618	18.59
16	PV James	1967–1977	356	7765	21.81
17	ME Wilson	1975–2000	341	6133	17.99
18	IA Moran	2000–2013	337	7429	22.04
19	PJ Armitage	1973–1986	321	6482	20.19
20	BJ Smith	1997–2011	318	5816	18.29
21	RJ Cotton	1964–1972	310	4909	15.84
22	NJ Cowell	2006–2016	305	5691	18.66
23	A Baigent	1971–1981	297	5174	17.42
24	A Jakes	1964–1973	295	3311	11.22
25	D Quoye	1981–2007	292	5849	20.03
26	SJ Glenday	1976–1986	291	5726	19.68
27	J White	1974–1983	287	4332	15.09
28	G Metcalfe	2001–2012	285	4832	16.95
29	K Tate	2010–2022	281	5616	19.98
30	WJ Stack	1905–1915	280	5338	19.06
31	MTB Bonnell	1987–2012	280	5398	19.27
32	A W Little	1979–1993	279	5963	21.37
33	J Kazaglis	2000–2013	276	5303	19.21
34	S Quartermain	1978–1985	266	5165	19.42
35	J Baird	1972–1979	264	4883	18.49
36	D W Hanlin	1946–1952	258	3883	15.05
37	B Druery	1967–1979	257	3443	13.40
38	MB Pawley	1962–1968	256	5035	19.67

Batting (min 3,500 runs) Current players in bold

Rank	Player	Years played	Inn	NO	HS	Runs	Ave
1	GJ Mail	2004-2017	238	35	214*	10247	50.47
2	NCR Larkin	2007-2021	257	27	246	9114	39.62
3	EJM Cowan	1997-2020	240	22	253	9040	41.46
4	IA Moran	2000-2013	278	34	202	8731	35.78
5	LS Robertson	2005-2022	320	45	193	8243	29.18
6	AF Theobald	1999-2015	269	25	226	8191	33.57
7	SJ Gray	1988-2004	269	22	143	6852	27.74
8	A Cowan	2002-2022	306	20	108*	6587	23.03
9	WR Hay	2005-2017	255	20	162*	6525	27.76
10	AB Crompton	1961-1983	355	44	156	6373	20.49
11	CJ Tomko	1980-1999	275	27	103*	6366	25.67
12	MWB Faraday	2005-2016	243	24	186	6241	28.50
13	D Quoyale	1981-2007	253	27	124	6236	27.59
14	PW Logan	1978-2013	258	21	122	5781	24.39
15	T Jenkins	1974-1990	240	24	121*	5778	26.75
16	JW Hill	2006-2022	219	26	200*	5707	29.56
17	AC Ridley	1987-2002	209	24	143*	5679	30.70
18	TWR Kierath	1999-2019	298	64	123	5570	23.80
19	B Larkin	2006-2019	208	24	151	5455	29.65
20	DS Miller	2007-2021	245	44	143	5329	26.51
21	AD Shaw	1979-2006	240	26	180	5294	24.74
22	ND Ridley	1991-2005	199	13	161	5229	28.11
23	ME Wilson	1975-2000	247	36	120	5058	23.97
24	SD Stanton	2000-2008	188	29	134*	5052	31.77
25	G Cooper	1977-1994	211	29	148	5015	27.55
26	KW Pitty	1980-1996	239	17	159	5009	22.56
27	DA Butchart	1990-2009	184	18	183	4761	28.68
28	IE Fisher	1960-1978	167	19	136	4620	31.21
29	H Kerr	2013 - 2022	148	14	133	4596	34.29
30	BW Collins	1967-1982	214	11	113	4489	22.11
31	JH Everett	1954-1967	193	19	147*	4416	25.38
32	EB LeCouteur	1960-1974	205	28	128	4349	24.57
33	RH Storey	1963-1976	191	30	107*	4343	26.98
34	P MacKay	1971-1986	192	16	125	4334	24.63
35	S Sivapalan	2007-2018	155	7	122	4185	28.27
36	IW Foulsham	1963-1976	220	13	123*	4180	20.19
37	DJP Mortimer	2016-2022	125	13	143	4167	37.21
38	P Hamblin	1982-1991	145	22	205*	4066	33.06
39	C Williams	1992-2004	163	10	141	4039	26.40
40	R Danne	2011-2022	188	18	141	4025	23.67
41	KH Sheffield	1947-1961	192	26	134*	3982	23.99
42	HO Rock	1919-1926	95	7	161	3899	44.31
43	PO'Halloran	1997-2010	160	19	150*	3828	27.15
44	I McCristal	1948-1966	199	40	96	3794	23.86
45	J Kazaglis	2000-2013	187	26	125	3742	23.24
46	R J Davison	1997-2002	88	6	168	3729	45.48
47	R Crittenden	1982-1994	186	17	113	3664	21.68
48	P Gannon	1969-1982	258	26	81	3597	15.50
49	H McKay	2001-2009	119	16	171	3574	34.70
50	E Quoyale	1991-2010	166	5	132*	3555	22.08

Current Player Career Averages

Player	Debut	Inns	NO	HS	Runs	Av	W	Runs	Av
S Anandarajah	2017	50	12	63	588	15.47	55	1321	24.01
L Ansell	2018	53	16	91	541	14.62	52	1047	20.13
S Arvind	2018	30	2	75	753	26.89	27	415	15.37
M Ballard	2020	3	1	3	5	2.5	14	402	28.71
N Barnett	2017	33	3	68	588	19.6	49	1050	21.42
C Barrett	2019	36	-	193	814	22.61	0	5	-
N Bloch	2021	6	2	56	162	40.5	-	-	-
L Boorer	2021	6	-	62	192	32	-	-	-
P Brazel	2020	24	4	51	392	19.6	34	738	21.71
H Cain	2019	31	4	71	486	18	12	230	19.16
S Canagasingham	2013	48	27	27	237	11.28	168	1962	11.67
C Cassell	2018	46	13	70*	433	13.12	102	2178	23.9
J Chan	2020	29	3	72	618	23.77	1	35	35
H Clark	2010	140	23	120	2518	22.21	204	3008	14.74
L Coelho	2017	57	6	105	1438	28.19	0	100	-
M Cotton	2020	16	1	44	248	16.53	5	122	24.4
A Cowan	2002	307	20	108*	6630	23.1	136	2295	16.87
T Crawford	2018	37	17	29	270	13.5	65	1346	20.71
N Craze	2015	101	11	162*	2484	27.6	0	6	-
T Cummins	2017	103	23	156	2701	33.76	-	-	-
Y Dalvi	2020	14	2	82	448	37.33	19	317	16.68
R Danne	2011	189	19	141	4066	23.92	135	2815	20.85
B Dilley	2016	103	11	86	2241	24.36	4	39	9.75
C Dummer	2019	65	1	115	1658	25.91	0	8	-
O Fergusson	2021	7	-	73	144	20.57	14	287	20.5
D Fitzpatrick	2021	3	2	8	18	18	1	135	135
L Flannigan	2021	10	1	26	100	11.11	20	481	24.05
T Foreman	2020	11	1	7	18	1.8	40	504	12.6
H Fraval	2021	9	6	11	28	9.33	14	503	35.92
M Fredriksson	2018	34	6	74	491	17.54	-	-	-
T Fullerton	2013	87	11	124*	1576	20.74	15	312	20.8
R Ganesh	2020	12	4	15	46	5.75	16	336	21
D Gauci	2021	16	2	87*	307	21.92	-	-	-
J Gauci	2021	12	2	105	330	33	-	-	-
JP Gavan	2021	8	1	44	214	30.57	0	37	-
R Giles	2018	29	4	81	377	15.08	3	142	47.33
R Greaves	2019	33	12	57	343	16.33	81	1585	19.56
W Gunasekera	2019	10	2	15	71	8.87	20	319	15.95
J Haugh	2021	10	1	33	74	8.22	3	97	32.33
A Hazard	2019	27	1	71	526	20.23	32	656	20.5
J Hennessy	2019	28	4	90	517	21.54	14	603	43.07
E Herbert	2021	4	3	8	19	19	25	386	15.4
J Hill	2006	219	26	200*	5707	29.56	10	243	24.3
D Holloway	2014	135	23	72*	1907	17.02	247	5765	23.34
M Hope	2013	132	19	185	2813	24.89	90	2297	25.52
H Ikeda	2021	7	4	17	42	14	21	317	15.09
K Jacob	2016	50	5	116	1311	29.13	-	-	-
R Joshi	2021	4	-	17	41	10.25	-	-	-
R Kapoor	2020	19	3	75	480	30	0	16	-
R Kathriarachchi	2019	28	3	46	307	12.28	0	45	-
S Kaushik	2021	5	-	16	54	10.8	7	125	17.86
H Kerr	2013	148	14	133	4597	34.31	111	2517	22.67
S Khalko	2007	47	15	61*	589	18.41	91	1413	15.53

Player	Debut	Inns	NO	HS	Runs	Av	W	Runs	Av
E Kooner	2021	3	1	28	64	32	0	31	-
N Larkin	2007	270	29	206*	9474	39.31	1	104	104
J Lawson	2017	41	13	47*	392	14	90	2316	25.73
J Levitas	2020	3	-	41	44	14.66	1	42	42
C Litchfield	2015	103	6	154	3303	34.05	9	264	29.33
A Maharaj	2021	4	2	23	30	15	-	-	-
C Maladay	2021	15	6	25	84	9.33	26	737	28.34
D Malone	2016	66	29	47	345	9.32	236	5420	22.96
D Manners	2019	24	4	43	216	10.8	57	1029	18.05
J Manson-Lill	2020	20	4	47	208	13	37	737	19.92
C Margetson	2020	12	3	35*	132	14.66	7	225	32.14
R McElduff	2015	130	19	111	3214	28.95	96	2511	26.16
L McMahan	2013	67	32	30*	363	10.37	247	3884	15.72
M Miles	2015	63	6	53	559	9.81	97	2037	21
D Mortimer	2016	127	13	143	4167	36.55	0	0	-
X Nath	2020	17	3	40	317	22.64	14	414	29.57
L Neil-Smith	2014	40	9	53*	459	14.81	94	1741	18.52
D Patel	2021	1	-	1	1	1	3	37	12.33
M Powell	2020	5	3	12*	16	8	6	147	29.5
M Powys	2015	85	10	133	2360	31.46	-	-	-
T Pritchard	2021	1	-	13	13	13	-	-	-
C Raine	2021	1	-	5	5	5	-	-	-
J Rinka	2017	58	19	112	813	20.84	112	2092	18.67
J Ritchie	2020	14	-	71	244	17.43	1	12	12
L Robertson	2005	321	45	193	8243	29.86	217	4079	18.79
C Roussos	2021	20	3	81	620	36.47	-	-	-
A Saeed	2018	44	3	117	1001	24.41	18	437	24.27
DM Saeed	2021	12	1	39	160	14.54	-	-	-
P Sharma	2020	24	5	37	252	13.26	37	732	19.78
T Sharma	2020	28	7	96	476	22.66	25	534	21.36
R Shyamsundar	2021	2	-	5	5	2.5	18	189	10.5
Adam Sidhu	2020	20	1	46	342	18	3	240	80
Alex Sidhu	2021	11	2	97	283	31.44	3	208	69.33
O Sinclair	2021	5	1	20	45	11.25	1	72	72
J Singh	2021	16	4	39	261	21.75	14	396	28.28
S Smith	2021	4	-	9	19	4.75	0	14	-
R Soni-Abayakoon	2021	4	3	31	51	51	5	94	18.8
H Storey	2017	65	6	175	1865	31.61	1	28	28
A Sud	2020	6	2	22	35	8.75	-	-	-
N Tanner	2020	31	10	70*	664	31.62	8	243	30.37
K Tate	2010	127	38	65	1443	16.21	282	5634	19.97
A Taylor	2020	16	2	48	212	15.14	15	447	29.8
J Toyer	2007	160	46	76	1920	16.84	432	8992	20.81
B Trevor-Jones	2014	108	17	144	2568	28.22	1	6	6
R Varatharajah	2020	6	-	52	124	20.66	9	169	24.14
D Vasani	2021	3	1	4	7	3.5	4	82	20.5
J Veitch	2019	32	2	55	595	19.83	8	210	26.25
N Vicars	2021	7	2	15	55	11	-	-	-
S Wadhera	2020	8	1	11*	32	4.57	23	521	22.65
R Wikramanayake	2021	18	2	111	447	27.94	-	-	-
A Wilkinson	2011	127	20	83	1848	17.27	205	3495	17.04
O Zannino	2019	29	5	74*	472	19.66	-	-	-
F Zhang-Langley	2021	4	2	6	16	8	4	230	57.5

SUCC Indigenous Youth Academy

IT HAS BEEN A FRUSTRATING 12 MONTHS FOR THE SUCC INDIGENOUS YOUTH ACADEMY, WITH COVID RESTRICTIONS INITIALLY MEANING THAT WE WERE UNABLE TO RESUME THE COACHING AND TALENT IDENTIFICATION (C&TI) SESSIONS AT THE MARTIN LAMBERT INDOOR NETS AND THEN A COVID RELATED BACKLOG MAKING BOOKINGS DIFFICULT IF NOT IMPOSSIBLE.

However, no one should think that June 2021 will be the last we see of the Academy. We plan to be up and running with at least one C&TI before the coming season. We believe in, and are committed to, this initiative.

The sessions to date have been characterised by a small group of enthusiastic Aboriginal boys and girls seeking to learn about our great game and improve their skills. They enjoyed net sessions with highly professional coaches supported by very committed assistants from the current SUCC playing ranks.

Our game plan remains to offer C&TI sessions in both the winter months and into the cricket season. We are tapping into centres of influence in order to build up our attendance numbers to critical mass. There is no doubt that a great deal of work is required for each C&TI session and I am incredibly grateful for the support we have received from the SUCC coaching staff and from the SUCC playing ranks.

The SUCC Board has been a stronger supporter of the Academy, including the provision direct financial support which is much appreciated.

The Greg Chappell Cricket Centre has also been extremely generous and supportive of the program and we thank them most sincerely for this.

The reality, however, is that we have much work to do to build on our encouraging initial foundations. We have an excellent product which we offer without charge. If we can get the message out, the boys and girls and their families will join in.

My sincere thanks go to my fellow “committee members” and great friends John Grimble and Tim Croft, along with Colin Robertson and Josh Toyer who have played a crucial role in getting the Academy up and running.

It is difficult to conceive of an institution more appropriate than SUCC to support and drive this initiative. I look forward to moving the Academy ahead with the ongoing support of the SUCC family. Please think about how you can help us, whether through hands on support at future C&TI sessions or by contributing through the Foundation (watch for a specific appeal to be launched in the near future).

Phil Logan




Josh Toyer at St. Pauls Oval



Henry Clark



SYDNEY UNIVERSITY
CRICKET CLUB



1864

The Sydney University Cricket Club would like to thank
all of our donors, sponsors and strategic partners:



Sydney Uni
SPORT & FITNESS



THE UNIVERSITY OF SYDNEY
Sport Foundation
Cricket Division

FDC

Made personal™

HW

HENRY WILLIAM LAWYERS

THE TOXTETH



SURJIT'S

INDIAN RESTAURANT

EST 1985



CRICKET NSW



**SOUTHERN
DESIGN**



Sydney University Cricket Club

Contact details:

TAG Family Foundation Grandstand
B23 Regimental Drive
The University of Sydney NSW 2006

P (02) 9351 4965

E info@sydneyuniversitycricket.com.au

www.sydneyuniversitycricket.com.au