



SYDNEY UNIVERSITY CRICKET CLUB

2022-23

ANNUAL REPORT

159th Edition



CONTENTS

Chairperson's Report	2	Metropolitan Cup Statistics	67
Office Bearers, Delegates & Officials	4	Poidevin-Gray Shield Statistics	68
SUCC Vice Presidents and Life Members	5	A.W. Green Shield Statistics	68
Vice President (Finance) Report	6	Representative Players/ Scholarship Holders	69
General Manager's Report	8	Awards and Trophies 2022/23 Season	70
Director of Cricket Report	10	Lions Report	74
Foundation Report	12	UWCC President Report	76
SUCC Foundation members	16	Obituaries	78
Club Captain's Report	18	University Players in Test Cricket	88
First Grade Report	22	University Players in First Class Cricket	90
Second Grade Report	28	Club Trophy Winners	92
Third Grade Report	34	Club Records: All Grades, 1864–2023	96
Fourth Grade Report	38	First Grade Records	100
Fifth Grade Report	42	Second Grade Records	106
Metropolitan Blue Report	46	Third Grade Records	108
Metropolitan Gold Report	48	Fourth Grade Records	110
Poidevin-Gray Report	52	Fifth Grade Records	112
A.W. Green Shield Report	54	Lower Grade Records	114
Full Club Statistics	58	Poidevin-Gray Shield Records	115
First Grade Statistics	62	A.W. Green Shield Records	116
Second Grade Statistics	63	Veterans Records	118
Third Grade Statistics	64	All Time Leading Aggregates	119
Fourth Grade Statistics	65	Current Player Career Averages	121
Fifth Grade Statistics	66		

CHAIRPERSON'S REPORT

2022/2023 WAS ANOTHER EXCEPTIONAL YEAR FOR SYDNEY UNIVERSITY CRICKET CLUB, FILLED WITH REMARKABLE ACHIEVEMENTS AND MEMORABLE MOMENTS.

Our talented players delivered many exceptional performances throughout the season, reflective of their dedication, skill, and passion. Highlights included:

- Nick Larkin's breaking of the record for the most runs scored by any batsman for SUCC;
- Devlin Malon's astonishing 68 wickets in first grade (yet again stating an irresistible claim for opportunities at the next level)
- Making the Grand Final in all three formats in first grade;
- Centuries by: Nick Larkin x 3, Hayden Storey, Jordan Gauci, Ryan Danne, Ben Crawford x 2, Pranav Kalia, Nick Everitt, Julian Ryan and Jack Bray (Green Shield), Max Hope, Don Butchart x 2, and Ravi Wikramanayake.
- 5 wicket-hauls by: Cooper Jones, Andrew Hazard, Hayden Kerr x 2, Max Hope, Arnav Yadav, Hugo Ikeda, Evander Herbert x 2, Devlin Malone x 2, Charlie Cowan, Charlie Clay, Don Butchart, Ben Wright-Smith, Lewis McMahon, Flinders Zhang-Langley, Prakhar Sharma, Lachlan Russell, Darcy Manners, Mitchell Cotton Raveen Ganesh.

Pleasingly, the Club continues its outstanding commitment to the Spirit of Cricket, placing 3rd in the annual Sydney Cricket Association Spirit of Cricket award. The club has been the leader in the Spirit of Cricket awards 5 times in the last 10 seasons.

I must express my appreciation to our management and coaching team, led by Colin Robertson and Murray Creed. Colin's efficient and commercial approach to running the business of the club is remarkable and a huge contributor to the club's success. Murray and our team of coaches received universally positive feedback for the technical and strategic wisdom they imparted on our players through the season. The club is truly fortunate to have had such skilled and dedicated staff leading our club. We look forward to Colin's continuation in the General Manager

role and Murray's transition to specialist coaching, as he moves on to new permanent employment.

I wish to extend a special thank you to our dedicated volunteers: board members, scorers, parents, partners, and many others, who tirelessly devote their time and energy to the smooth functioning of our club. Their selflessness and commitment to ensuring that every aspect of our club operates seamlessly is truly remarkable.

Two truly exceptional volunteers have made it known that they intend to take a step back from formal duties from this year's Annual General Meeting. With the role of club "President" likely to be dissolved in lieu of a sole "Chairperson" under our new constitution for governance reasons, Bruce Collins KC intends to retire from his role on the board as pre-eminent leader of the club. Phil Logan also wishes to step away from the board and pass on his Chair of Selectors duties. These legends of the club move on, after decades of the most valuable service, with our best wishes and sincere thanks. No doubt the board will continue to call on their wisdom in future. It is incumbent on our board and members to ensure that Bruce, Phil and our many other past club-mates and contributors stay connected to the SUCC community.

I must also thank the club's sponsors: FDC Construction and Fitout, Henry William Lawyers, Sydney University Sport and Fitness, The Toxteth Hotel, Surjit's Indian Restaurant, The Foundation and Foundation benefactors, whose continued financial and in-kind support has enabled us to provide exceptional facilities, coaching programs, and resources for our players. Special mention must be made of some outstanding contributions. To the Boorer family, we thank you for your contributions to the Green Shield program and installation of a new picket fence at Oval 1, among others. To Richard Cowan and family, thank you for your contribution to the magnificent new scoreboard. The cultivation of a 'giving' culture is an ongoing effort of the club and such leadership in this regard is superb.

I would like to acknowledge the hard work and dedication of our board members. Members of the board are volunteers. They devote their time and expertise to the club despite their busy work and family lives. Their guidance and strategic decision-making have been integral to the progress and sustainability of our club.

I am filled with anticipation and excitement for the upcoming season. There are two massive milestones on the horizon for the club. First, we are very hopeful that our club will be enter women's teams in major competitions in season 2023/24. In my opinion, this is potentially the most exciting and significant growth and development opportunity in the club's history and represents a big step forward in the fostering of a more diverse and inclusive cricket club. Secondly, to bring the governance of the club into a modern and optimal structure, the club will likely incorporate under the Incorporated Associations Act 2009 (NSW). This will limit the potential liability of its members, enable the club to form contracts and undertake business in its own right, and align the club with the recently changed governance structure of Sydney University Sport and Fitness Limited.

Finally, and importantly, the club said heartfelt goodbyes to some treasured club-mates over the last 12 months. It is with great respect that, on behalf of the club, I express condolences to the loving friends and families of: Jack Gibson, Dr. Edward Joseph Yarad, Dr. Kendall Oswald Binns, Geoff Pike, Graeme Goodsir, Greg Scahill, Ian Gamson, Dr. John Bryan Campbell, John Henry Everitt, John Lamble AO, Maria Cummins, Geoff Maddocks, Surjit Singh Gujral.

Yours sincerely

Mark Faraday
CHAIRPERSON
SYDNEY UNIVERSITY CRICKET CLUB



OFFICE BEARERS, DELEGATES & OFFICIALS

<p>PATRON</p>	<p>James Rodgers</p>
<p>PRESIDENT</p>	<p>Bruce Collins KC</p>
<p>BOARD OF MANAGEMENT</p>	<p>Chairman: Mark Faraday Vice-Presidents: <ul style="list-style-type: none"> • Finance: L Robertson • Members: T Kierath General Manager: C Robertson Director of Cricket: M Creed Honorary Secretary: R McElduff Foundation Chair: D Miller Club Captain: R Greaves Delegates to SCA: C Robertson/M Creed and H Anderson Delegate to NSWCA: C Robertson/H Anderson Alumni: H Anderson Indigenous Academy: P Logan</p>
<p>COACHES</p>	<p>Club: <ul style="list-style-type: none"> • M Creed (Head Coach) • J Hill (Lower Grade) • D Butchart (Lower Grade) Specialists: G Lawson Poidevin-Gray: J Hill A W Green Shield: A Wilkinson/H Cain Green Shield Manager: A Karuppiah</p>
<p>CAPTAINS</p>	<p>First Grade: T Cummins Second Grade: J Hill Third Grade: J Toyer Fourth Grade: A Cowan Fifth Grade: M Cotton Metropolitan Cup: H Cain (Gold), G Cade (Blue) Poidevin-Gray: D Gauci Green Shield: L Boorer</p>

SUCC VICE PRESIDENTS

AGM WHEN FIRST ELECTED

R E Alexander	1969	S Gray	2001	A Pearson	1999
H Anderson	1993	R Green	1983	R Pearson OAM	1975
Hon Justice D Armati	1978	J A Grimble	1988	MJ Phelps	2019
J Baird	1979	W R Hay	2020	G H Pike dec'd	1975
J W Banks	1991	M J Ives	1969	K W Pitty	1996
Dr. P J Beale	1982	P V James	1970	D Quoyle	2001
Adj Prof. M T B Bonnell	1995	Dr T Jenkins	1983	G E Reed	1986
D A Butchart	2009	B Joy	2021	A C Ridley	2020
L J Carrington	1978	T W R Kierath	2019	Prof D D Ridley	1976
B W Collins QC	1989	J Kilford	2019	D Robinson	1970
G Cooper	1990	R J Lambie AO dec'd	1957	J F Rodgers	1975
R Cotton	1971	Dr C Latimer	1986	P J Rodgers	1990
R Cowell	2022	E B LeCouteur	1965	G C Russell	1969
E J M Cowan	2019	R J Lee	1971	J M Saint	2019
Dr M J Counsel	1983	TJD Ley	2019	Dr P Sanders	2021
T Croft	2008	M G L'Estrange AO	1976	D D Scanlan	1970
D Cheever	1997	P W Logan	1990	P H Scanlan AM	1968
M Dickens	1983	G B T Lovell	1990	Dr D Scott-Orr	1958
B M Druery	1975	P H T Lovell	1965	M F Sewell	1980
C A Elder	2020	P Mackay	1983	A D Shaw	1990
J G Erby AM	1962	C I M McRae	1981	J B Spence	1975
J H Everett AO dec'd	1964	G J Mail	2019	S Stanton	2019
A J Falk	1974	J Malicki	1973	R H Storey	1972
M C Farrow	1995	G R J Mathews	2019	R J Thomas	1969
I E Fisher	1970	I Moran	2019	Dr C J Tomko	1995
I W Foulsham	1970	D C V Morgan	1982	J R White	1981
Peter W Gray	1981	T Murphy	1995	E G Wiles	1996
Phil G Gray	1992	P B Murray	2020	G R Wilson	1978
Phil J Gray	1989	M B Pawley OAM	1967		

SUCC LIFE MEMBERS

AGM WHEN NOMINATED

D A Butchart	2010	M C Farrow	2005	G H Pike dec'd	2014
L J Carrington	2014	I E Fisher	1999	D Quoyle	2007
B W Collins QC	2003	I W Foulsham	2003	Prof D D Ridley	1996
E B Le Couteur	1996	G Harris	2008	J F Rodgers	1996
A B Crompton OAM dec'd	1983	P W Logan	2007	G J Scahill dec'd	1977
M W B Faraday	2017	G J Mail	2017	A F Theobald	2015

VICE PRESIDENT (FINANCE) REPORT

PLEASE FIND ENCLOSED FINANCIAL REPORTS FOR SYDNEY UNIVERSITY CRICKET CLUB'S (SUCC) 2023 ANNUAL REPORT. IN THE 12 MONTHS TO 31 MAY 2023 THE CLUB RECEIVED REVENUE OF \$370,249 (UP FROM \$299,195 IN THE 2021/22 YEAR) AND INCURRED EXPENSES OF \$368,039, LEAVING A SURPLUS FOR THE YEAR OF \$2,210.

The comparative result for 2021/22 was a deficit of \$8,433. The club continues to be in a strong surplus position at the end of 2022/23 with a total consolidated surplus of \$174,362, in line with the \$100,000 balance Cricket NSW recommends clubs holding. Please note, the total ending surplus from season 2021/22 has been adjusted down by \$454 compared to the figure provided in last years annual report. We wish to formally restate this number.

This season, total revenue increased by \$71,054 largely attributed to our foundation distribution. In the prior year we chose to re-invest our entire distribution, explaining \$35,000 of the increase. Pleasingly our academy is slowly making progress and contributed ~\$5,000 of the YoY revenue growth. Additionally, fundraising and events income was up ~\$6,000 YoY.

Total expenses increased by \$60,411 YoY. Specifically, Government subsidies relating to Covid reduced \$19,050 YoY to nil. The club also made \$34,000 worth of infrastructure investments during the season further contributing to the expense increase.

As a board we are committed towards strengthening our financial position, as we look to invest in the growth of the cricket club both on and off the field. From season 2023/24 onwards, we will extend our footprint to include teams in the women's competition. This factor, coupled with our pending incorporation will introduce additional costs which our surplus will more than cover.

We are still facing into ongoing challenges around ground availability and access, therefore maintaining a surplus is crucial to ensure we can prolong and maintain the high standard of facilities we currently observe, whilst also being able to capitalise on any opportunities should they arise.

The University of Sydney continues supporting the student activities, especially the sporting clubs. The Club wishes to thank the University for this, as well as all our other club sponsors and supporters. Heading into season 2023/24 we are excited by the opportunities that lay ahead.

Congratulations to all members and supporters for another successful season and we look forward to many more to come.

Liam Robertson
VP FINANCE



FINANCIAL STATEMENTS

Income & Expenditure Statement

For the year ended 31st May 2023

	2022/23 Actual \$	2021/22 Actual \$
Consolidated surplus/(deficit) at 1 June	\$172,152	\$180,585
Income:		
Grants/allotments	205,224	163,135
Sponsorships	37,060	35,500
Fundraising & Social	40,072	34,850
Cricket Operations	87,893	65,710
Total Revenue	370,249	299,195
Expenditure:		
Fundraising & Social	47,693	40,592
Cricket Operations		
- Staff	202,833	196,292
- Cricket Equipment & Tools	23,812	17,200
- Infrastructure	34,000	12,500
Other General and Administration	59,701	41,044
Total Expenditure	368,039	307,628
Surplus/(deficit) for year	\$2,210	-\$8,433
Consolidated surplus/(deficit) at 31 May	\$174,362	\$172,152

GENERAL MANAGER'S REPORT

WE ANTICIPATED SEASON 2022/23 WOULD START WITH RELATIVE NORMALITY, WITHOUT THE CONTINUED PRESENCE OF COVID 19. NO-ONE EXPECTED THAT EXCESSIVE RAIN (LA NINA) COULD HAVE SUCH AN INFLUENCE ON THE PREPARATION FOR A CRICKET SEASON.

My thanks and appreciation go out to our new Director of The Ovals who were a mess throughout Sydney! When I collected our overseas player Don Butchart from the airport on September 15th, I drove him past No.1 Oval. It was in a terrible state even though the grounds team had worked extremely hard after the installation of new drainage. Our visitor was to say the least, shocked. I assured him it would recover to its former glory as it always does.

Our Director of Cricket Murray Creed had some rearranging to do within his coaching team. Nick Larkin had stepped back to concentrate on playing his best cricket for the Club and the Melbourne Stars. Jack Hill was recruited to assist Murray together with Don Butchart and other specialists, including Geoff Lawson.

Mark Faraday, our new Chairman of the Board, having taken over from his good friend and teammate Adam Theobald, immediately communicated his intentions and expectations from the Club and its members. This clarity was easy to work with during the handover in the busy preseason planning period. Mark is a traditionalist who loves the culture of this Club and will be instrumental in upholding the values both on and off the field.

My role is made so much easier with the support of a great group of people on the Board and I thank them for their efforts throughout the year. Special mention as always must go to James Rodgers, Bruce Collins and Hartley Anderson for their generous contributions through time and support, both around the history of the Club, and on game day.

To Max Bonnell, our "silent statistician" behind the scenes. This year was sent to test the unflappable M.B. Was the new 'PlayHQ/MyCricket' scoring platform right or was it lagging, or even ahead in some cases?

Max somehow produced his weekly Milestone Mondays and Five Things We Learnt, with some great undercover work and assistance from the captains, to expose the true records. An effort that definitely surpassed his best bowling average for the club in 2003/04 of 18 wickets at 5.44.

The player memberships for the season remained strong though we do need additional consistent performances from young players to apply pressures to our more experienced mid to lower graders if the club is to once again challenge for Club Championship honours. Our fees remained well below their pre Covid levels and we hope to be able to minimise future increases due to inflationary pressures. Our USYD student numbers remained strong but we believe these will increase now that Covid is a challenge of the past and students return to campus.

This year has seen the Oval No.1 take on a new look. The sixty year old picket fence had seen better days and Greg Boorer drove the project initiative through his advice, enthusiasm and funding assistance to have it replaced by the end of November. The project was completed a week behind schedule with the fence up in all its glory at the backend of the first week in December. Thanks to Greg, his passion and generosity, together with Ed Smith, his team and SUSF for their enormous contribution with this infrastructure upgrade. Thanks also to SUSF and the entire team, including Daryl and his grounds staff, for their invaluable administration support through facilities and funding throughout.

PlayHQ, the new Cricket Australia online system replacing MyCricket, turned out initially to be swear word not to be repeated, due to its inability to do what it had been signed for. My thanks go out to all our volunteers, captains and others involved in recording our match results week in week out. Frustrating was an understatement and I thank you all for your perseverance. Many of the teething issues were solved as the season progressed but there was angst along the way. Metro Cup was most challenging without a platform at all to support the Competition. Anand Karuppiah, Henry Cain, Greg Cade and others worked tirelessly; you got the job done, and I salute you.

Our A.W. Green Shield management of Anand Karuppiah, Andrew Wilkinson and Henry Cain took on a new challenge this year planning and managing the team on a preseason tour of Newcastle.

Whilst the cricket was affected by the rain the boys bonded and had a great time. Mission accomplished! Their commitment throughout the season was unrelenting and I acknowledge them all for the hours they sacrificed. The players and parents had a great time, a testament to your efforts.

Our sponsors have remained unchanged and our thanks go out to FDC Construction and Fitout (Platinum), Henry William Lawyers (2 day Partner), The Toxteth (One Day and Exclusive after match Hotel and Event Hosts). Surjit's Indian Restaurant continued their support of the Club with their now superb traditional Christmas buffet on Oval No.1 enjoyed by all who attended.

Rex Greaves stepped into the Club Captains shoes vacated by Oli Zannino, a tough act to follow. Rex did not disappoint and kept the players updated with information from the Board and management. Thank you Rex for your positive attitude on and off the field, and support for teams even when you weren't playing. The volunteers you have recruited throughout are also appreciated.

John Kilford, who has just completed his 18th year of scoring (plus net coordination) for the club and Russell Cowell scoring for Seconds, were both stella in their handling of the additional workload around the PlayHQ challenges. Your efforts and commitment are truly appreciated.

This year our canteen began the season without the popular face of Viki Stanton behind the counter. (Viki did make guest appearances with her niece Zoe, to the joy of all the players, umpires and officials from both teams.) Enter Matthew Staples, who was very quick to implement his own systems and showed the oldies up with his use of technology. Matthew was a pleasure to work with and couldn't have been more reliable.

Our new addition to the Club in 2022 was Tim Gray in charge of our Media Department. What an amazing job Tim did and at the same time being an absolute pleasure to work with. Nothing was ever too much trouble and I'm sure I can speak for entire Club in showing our appreciation and thanks for his quality work in promoting the SUCC brand. We wish him well his first permanent placement within the NRL.

This season marks the end of a stellar administration career within the club of Phil Logan. Following on from his playing days, Phil has given 18 years of service to the club with an overlapping 10 years as Chair of the Foundation and the Selection panel. A more passionate Clubman you will not find. Let's hope Phil continues to sneak down to our ovals in between spending more time with his family and grandchildren in the seasons ahead. Thank you Logs.

My congratulations must go to Tim Cummins and his 1st Grade team for their extremely successful season, together with Greg Cade and his Metro Blue side. Our goal for season 2023/24 must be to ensure additional Grade and Metro Cup teams are in the mix come mid-March 2024. As always, my thanks and appreciation go out to all our captains for their work on and off the field with the PlayHQ challenges adding unnecessary admin to the role. We look forward in anticipation, to working with an improved system in 2023/24.

Lastly I must acknowledge Murray Creed, who leaves the Club after 2 years, taking up a full time role with SUSF. Muz, has formed a strong bond with many of the players and his coaching style has been appreciated by those involved with him. Fortunately, the club has him continuing as a specialist and assistant coach in the season ahead. We wish him well in his new role.

Season 2023/24 is fast approaching with much excitement amongst the club around a new coaching structure lead by Nick Larkin and some very talented recruits throughout the playing group.

Colin Robertson
GENERAL MANAGER



DIRECTOR OF CRICKET REPORT

REFLECTING ON THE SYDNEY UNIVERSITY CRICKET CLUB'S 2022/23 CRICKET SEASON, ONE HAS TO BE PROUD OF OUR FIRST XI TEAM MAKING THREE GRAND FINALS, IN EACH OF THE THREE FORMATS, T20, 50 OVER AND 2 INNINGS FORMATS. THIS IS A RARE FEAT CONSIDERING THERE ARE 20 CLUBS IN THE COMPETITION AND IS A CREDIT TO THE VERSALITY OF THE PLAYER GROUP AND PROGRAMME. WE UNFORTUNATELY FINISHED RUNNERS UP IN ALL OF THESE FINALS, WITH THE WEATHER GODS BEING NOT KIND ON AT LEAST TWO OCCASIONS.

A special mention needs to include Tim Cummins for leading the team exceptionally well. Devlin Malone was the competitions leading wicket taker with an astonishing 68 wickets for the season. Devlin was rewarded with NSW 2nd XI selection and is pressing hard to be signed up within the professional cricket ranks.

Nick Larkin also had a strong season for the students. In 22 matches Nick scored a total of 883 runs at an average of 49.06. Many of his contributions were in big moments when the team needed someone to step up.

Last year Hayden Kerr broke into the NSW and professional T20 leagues. Hayden's bag of wickets against Manly to win the minor premiership and his seven wickets in the Belvidere Grand Final was incredible. Throughout the season every single player in the team at some stage produced important and significant contributions. The team's spirit, work ethic and competitiveness were among the best I've witnessed from a club cricket team.

Our Second XI had a competitive season fighting for a finals spot right to the end. Jack Hill led the team very well with him being recognised by NSW Premier Cricket as the best Second grade captain of the season. Hayden Storey's managed 461 runs for the season and him being rewarded with First team T20 selection. When Charles Litchfield was selected for Seconds, his class shone through

Our Third grade didn't have the best of seasons. The bowlers performed well with Darcy Manners, Lewis McMahon, Shivham Wadhwa, Peter Brazel, Lewis Ansell and Andrew Wilkinson all averaging below 20. Oliver Zannino averaged 37 with the bat. Most of the other batters averaged in the 20's which is something to work on. There is some exciting young talent to build on with Dom Goddard, Henry Snyman, Shivham Wadhwa, Chris Roussos, Darcy Manners, Shuvayu Banerjee and Tom Lynch having gained valuable experience at that level. Josh Toyer put in a lot of effort captaining Third grade and deserves a thanks.

As with to Third grade, our Fourth team struggled with the bat. As some players move into full time work roles, limited practice time didn't help the preparation needed to be successful on the weekend. Andrew Wilkinson was the best batter in Fourths averaging 30 and deserves more opportunities up the order. Andrew Wilkinson, Jazz Rinka, Raveen Ganesh, Darcy Manners and Lewis McMahon all averaged below 20 with the ball and did a good job. Ash Cowan did a lot of work behind the seasons captaining the team and deserves a thanks.

Our Fifth-Grade team finished ninth on the ladder and were pressing for finals spots for most of the season. Captain Mitch Cotton lead the batting aggregate with 296 runs. If he converts more starts into big scores he has the ability to go up the grades. Olly Lee-Young was only available for parts of the season but managed a respectable average of almost 30. Most of the bowlers had strong bowling averages with Mitch Cotton, Jack Mason-Lill and Cooper Jones leading the wicket tally.

Our Metro Golds under Henry Cain finished seventh on the ladder. Ben Crawford was a standout with the bat averaging 86 and our young Green Shield players contributed with strong averages namely Avijay Maharaj 38, Jack Bray 35, Julian Ryan 66, Will Hardy 37 and Noah Feenstra 52. Exciting young talent coming through the club. U16 Arnav Yadav took an impressive 23 wickets at 6.9 with his wrist spin. Tom Crawford and Henry Cain were also solid contributors with 15 and 10 wickets a piece.

The Metro Blue team lead by Greg Cade performed strongly. The team finished fifth on the ladder and made the qualifying final versus Randwick Petersham. Daniel and Harris Haider, Varun Giritharan, Anik Siwach and Charles Clay were strong contributors at games as well as at training.

Special thanks to Jack Hill and Donald Butchart for performing their assistant coaching roles with such effort and enthusiasm. The club was fortunate to secure the services of ex-international player and coach Geoff Lawson who assisted our fast bowlers. Colin Robertson's General Management was top notch and thanks to the board and SUSF for their invaluable contributions.

Our Elite athlete program was well attended from 6am – 9am every Wednesday morning. Players enjoyed personalised coaching assistance and strength and conditioning sessions run by Ed Arnott. Throughout the course of the year Ed assisted our squads at numerous training sessions and important game days.

Special mention needs to call out Arnav Yadav, Will Hardy and Lachlan Russell for making the Cricket NSW U17 squad. Danial Gauci was selected in the Cricket NSW U19 squad. Devlin Malone and Caelan Maladay were selected for the State 2nd XI. Nick Larkin and Hayden Kerr continue to play in the professional Big Bash tournament.

Looking ahead to next season ... talented players can make coaches and programs look good. We are excited about some new recruits to the club which bodes well for a serious crack at some silverware!

Murray Creed
DIRECTOR OF CRICKET



FOUNDATION REPORT

SINCE 1989, THE GENEROUS DONATIONS OF THE CLUB'S MEMBERS AND SUPPORTERS HAVE BEEN INVESTED THROUGH THE FOUNDATION.

Each year, the club is able to access foundation funding for coaching, equipment, tours, community cricket programs, scholarships and infrastructure. In recent years, major infrastructure projects supported include the indoor nets, new scoreboard and last season, the picket fence. These important upgrades allow the club to continue with its strong traditions and achieve success on the field.

The foundation's current balance is \$1.14m and the allotment available to the club annually through the investment earnings is material. In 2022, the foundation received \$58k worth of donations, investment earnings were \$43k and the club requested and received a \$35k allotment.

We are extremely thankful to all donors, however a special mention must go to our Patrons who have contributed enormously since the foundation's inception. Last year, we added new Patrons for the first time since that tier of membership was added in 2004. The new patrons welcomed last year were Richard Cowan, Barry Lambert and Max Bonnell. This year, we were pleased to invite Greg Boorer as our newest patron and we are grateful for his substantial contributions which have allowed us to complete the new picket fence.

Please refer to the following page for a list of our Patrons, Trustees and Life members, as well as new contributors in the last year. For a full list of foundation members, please refer to the club's website.

Sadly, in the past year we lost Geoff Pike, one of our patrons. Geoff was a tremendous contributor to the club beyond his generous support of the foundation and he will be remembered across the generations from his time as a player, administrator, supporter and mastermind behind the club's sesquicentenary celebration.

I also wanted to provide an update on the structure of the foundation. Over the years, the foundation has taken a number of forms. Originally, the foundation was setup in 1989 as a managed fund by the cricket club, with a private

investment manager engaged to invest the capital and deliver earnings back to the club. In 2005, the University of Sydney Sports Foundation (USSF) was established and the cricket club's foundation funds were shifted to the cricket division of the sports foundation, managed and invested by the University. The USSF has been one of a number of foundations managed by the University of Sydney Advancement Services, however we now understand the university is intending to wind-down the USSF, as it has done with other foundations it manages. While this sounds like a big deal, the mechanics of receiving donations and managing the funds at the university level doesn't really change for the cricket foundation. We will still preserve the right to receive tax deductible donations into a cricket account, invested by the university. These donations and the earnings will continue to be dedicated to cricket and available to the club for the purposes described above.

I urge all club members and supporters to make regular contributions, great and small with the aim to increase the foundation balance to at least \$2m over the next 10 years by 2033.

Dave Miller
FOUNDATION CHAIR



To donate please scan the QR Code to fill in the editable form and return via post.



claim
MANAGEMENT
BY ACCIDENT

Ryan Danne



FOUNDATION REPORT

FINANCIAL STATEMENTS

Income & expenditure statement for the USSF - Cricket division

For the period ended 31 December 2022

	2022		2021	
	\$	\$	\$	\$
Income:				
Donations	58,720.00		24,875.00	
Investment Income - Realise	43,404.00	102,124.00	41,066.00	65,941.00
Expenditure:				
Grant to SUCC	35,000.00	-	-	-
Annual Admin Fee on Investment Fund	3,806.24	38,806.24	-	-
SURPLUS/(DEFICIT) FOR CURRENT YEAR		63,317.76		65,941.00
Annual Spend Unit Conversion	-42,196.00	-42,196.00	110,652.54	110,652.54
Total Market Y/E Value of Fund		1,141,244.17		1,120,122.41

**Major donation of \$50,000 received for the new picket fence at No.1 Oval



SUCC FOUNDATION MEMBERS

Patrons

- AJ Bartley SC
- Prof. MT Bonnell
- GD Boorer
- J Clarke (in memory of DS Clarke AO +)
- BW Collins QC
- RL Cowan
- JH Everett AM +
- B Lambert
- EB Le Couteur
- GH Pike +
- RJ Woodfield +
- Justice JD Heydon AC
- D Howell
- B Joy
- Dr C Latimer
- JW Laurie (in memory of JR Hoyle & NL Corkhill)
- JG L'Estrange
- GBT Lovell
- PHT Lovell
- S McElduff
- H McKay
- RC Mesley +
- FFC Munro
- T Murphy
- J Murray
- Dr T Nevell +
- M O'Dea AM
- Dr DD Ridley
- JF Rodgers
- RAC Rogers +
- D Sanders
- PH Scanlan AM
- MF Sewell
- Dr GS Smith +
- A Sullivan QC
- JP Sullivan + Sydney Uni Veterans CC
- A Theobald
- RJ Thomas USA Foundation
- Judge WDT Ward +
- EG Wiles
- Sir Bruce Williams KBE +
- JM Kilford
- JJ Baird
- MA Chambers
- B Joy
- B Larkin
- GD Boorer
- JD Crowley
- P Kerr
- J Larkin
- Mr & Mrs RJ Lee
- GBT Lovell
- DCV Morgan
- JF Rodgers
- T Ley
- SR Manners
- DJP Mortimer
- MFK Sewell
- PW Logan
- DS Miller
- CM Robertson
- AF Theobald

Trustees

- RO Albert AO
- Dr MJ Counsel
- AB Crompton OAM +
- RJ Lee
- The L'Estrange Family
- RJ Lamble AO +

Life Members

- H Anderson
- RA Brierley
- P Burgess
- W Cammack
- Dr AL Cash
- G Cooper
- DA De Carvalho AM (in memoriam)
- ER (Tom) Dodd
- BS Elliott
- JGW Erby AM
- M Farrow
- IW Foulsham
- Dr DG Fox +
- SS Gujral +
- MJ Hawker

Donors Financial Year 2022

- H Anderson
- PD Brazel
- PV James



CLUB CAPTAIN'S REPORT

SYDNEY UNIVERSITY CRICKET CLUB COMPETED IN WHAT WAS A REMARKABLE CRICKET SEASON THROUGHOUT 2022-23, FOR ALL. FOLLOWING TWO SIGNIFICANTLY DISRUPTED SEASONS DUE TO BOTH LINGERING COVID-19 CONCERNS AND LA-NINA, SEASON 2022-23 BROUGHT WITH IT A RETURN TO NORMALITY FOR CLUB CRICKETERS IN SYDNEY AND AROUND THE COUNTRY.

We experienced at No.1 Oval and the Grandstand facilities a well-structured and strong pre-season led by Director of Cricket Murray Creed. We also saw a return of the always exciting pre-season Inter-Varsity trip to Queensland. Strong performances both on and off the field saw the Club tracking well into round one. Those on the pre-season trip bore witness to recruit Dylan Hunter's power striking ability with the bat, a prelude of the excitement to come in the short and long format of the game for the students. The IV trip also saw Charles Litchfield well and truly earn the title of "Social Master", bestowed upon him by Tim Cummins for the season. He shepherded the boys gallantly through Fortitude Valley in search of the optimal venue to accommodate the large stature of Dugald Holloway and expansive – yet questionable – dance moves of Ravi Wickramanayake.

The energy gained from this trip brought back home an excitement and anticipation for the season ahead that exuded into training sessions, with batsmen honing both their long format patience and limited overs power hitting. New club assistant coach Jack Hill and bowlers refined their craft to ensure they were ready to go as the Club fast approached round one. After a successful season launch at everyone's favourite sponsor pub the Toxteth Hotel, the players were hungry to perform during Saturdays upcoming season opener against Campbelltown Ghosts. It was not to be as the boys were faced with a flash back to the prior season. All games were washed out except 1st and 2nd grade, with the 1st grade side making their presence felt early. They secured a decisive eight wicket victory. A sign of things to come for Tim Cummins' team.

When looking at individual performances, the first half of the season provided many highlights for the boys in Blue and Gold, with both new and old faces appearing in Max Bonnell's highly anticipated 'Milestone Mondays'. Larkin, Goddard, Storey, Mortimer, Crawford and Hunter showed their class with the bat throughout the grades, whilst little Devlin Malone, Hugo Ikeda and Kieran Tate asserted their dominance with the Kookaburra in hand, convincingly tearing through classy opposition batting line-ups. When assessing the first half of the season for standout performances, it was hard to forget club favourite Max Hope's (Popey's) match winning 117 against Randwick-Petersham. Assisted by George Barlow, the pair put on an unbelievable 7th wicket partnership to steady the Seconds from 6 for 115 to an impressive score of 295. This was more than enough for Hugo Ikeda and the 2nd grade bowling line-up to defend. The reception received by Popey as he strolled into the Toxteth that evening was certainly something to behold.

As the club progressed through December and towards the Christmas break, Uni No.1 played host to another hugely successful FDC family day. These days are always a highlight in the SUCC Calendar and this season, it was no different. After warming up the vocal cords in the mornings Poidevin-Gray win, the Uni army were in full force once again, rallying in support of our 1st Grade T20 side. Dylan Hunter tested the structural integrity of the RPA Hospital windows. Hayden Kerr bashed the boy's home to a secure a decisive win over Paramatta, locking in a spot in the T20 finals. Shortly after, Uni No 1 for the second year in a row hosted a well-received Christmas Party catered by Surjit's Indian restaurant. The SUCC spirit and camaraderie was on full display throughout the night, and it was fantastic to see clubmates from all grades come together and enjoy each other's company. Nights like those are friendly reminders of why its so special to be a part of the SUCC community.

Moving past the Christmas break and into the pointy end of the season, the club was unable to string together enough wins in grades 2 to 5 to see these teams make finals appearances, with only 1st grade and Metro Blues progressing into finals contention. However, glimpses of what is to come next season shone through with the injection of young players like Henry Snyman, Shuvayu Banerjee and Thomas Lynch providing classy

contributions with both bat and ball, accompanied by strong performances from club stalwarts like Nick Larkin, Charles Litchfield, Andrew Wilkinson and Andrew Hazard. These performances have left the boys hungry to succeed in season 2023–24.

What struck all at the club post-Christmas was the continued success off its 1st grade side, who continued to win when their backs were up against the wall. Tight wins against North Sydney in the long format as well as UNSW and St George in the short forms of the game highlighted the strength and huge depth of this year's top squad, with standout performances coming from all involved. Nick Larkin's prowess with the bat was one again on display, scoring important centuries against St George and Northern District in the one-day competition to place the team in winning positions. Whilst not receiving just reward, Kieran Tate's leadership with ball in hand was a key feature of the first-grade side in tight matches, grinding opposition batsmen out of the game with his line and length.

Both Tim Cummins and Murray Creed must be commended for the culture which was built around the squad this season. To have a 1st grade side contest a grand final in all formats of the game is no small achievement. It speaks volumes to both the calibre of players throughout the Club but more importantly, calibre of leaders and players within the club. When called upon, any member of the team was willing to put their hand up and perform. Although no silverware was won, the Club is immensely proud of the efforts of all involved this year.

Successful cricket seasons are built off the field, and its for this reason that SUCC are perennially competitive in all grades. Its for this reason that I would like to thank the engine room of the club, those that do so much behind the scenes to make this club as successful and enjoyable as it is for all of us. To the coaching staff, Muz and Hilly, their diligence in helping the playing group improve and succeed is the key reason we as a playing group turn up week in week out to training. To John Kilford and Russel Cowell, without your ever reliable scoring efforts, game days would not run as smoothly as they do. To Matty Staples in the canteen and Viki Stanton for her volunteer work, your hospitality at Uni 1 is second to none. Tim Gray, we thank you for your tireless efforts in running all social media platforms.

Thank you to all the Club Sponsors this year, FDC Construction and Fitout, Henry William Lawyers, The Toxteth Hotel and their managers Robyn and Hal for looking after us. Thanks too to Surjit's Indian Restaurant team, which provided an unbelievable Christmas meal at No.1 Oval, an event fast becoming a loved tradition.

I'd also like to thank the board and Mark Faraday, for your unwavering support across the season. A special thanks goes to our Chairman of Selectors Phil Logan, who after two decades of commitment is hanging up his selectors hat and position on the Board. On behalf of all the playing group Logsy, I'd like to offer a huge thank you for your tireless contribution.

I would like to thank outstanding General Manager Colin Robertson who has been an absolute pleasure to work with this year. Col is genuinely invested in the success of the Club and there is no one I think more appropriate to lead SUCC from the top-down. He does so much to get us playing cricket on the weekend and we are all so grateful for your support. Col, a big thank you from every player at The Club

It has been a privilege and honour to act as Club Captain this season, a Club with such a rich and successful history. It is filled with individuals who play the game the right way, with class and determination. It is truly a special community. I look forward to continuing to be a part of a playing group that upholds these values and is proud of its achievements.

Rex Greaves
CLUB CAPTAIN



CLUB CHAMPIONSHIP 2022/23 LADDER



CLUB CHAMPIONSHIP		
RANK	CLUB	POINTS
1	Manly Warringah	1,566
2	Parramatta	1,391
3	St George	1,297
4	Northern District	1,237
5	Bankstown	1,228
6	UTS North Sydney	1,198
7	Randwick Petersham	1,168
8	Sydney University	1,074
9	Eastern Suburbs	1,069
10	Penrith	1,061
11	Mosman	1,015
12	Gordon	988
13	Western Suburbs	967
14	Sydney	959
15	UNSW	817
16	Sutherland	751
17	Fairfield-Liverpool	729
18	Blacktown Mounties	655
19	Hawkesbury	520
20	Campbelltown Camden	492



L to R - D. Gauci, N. Everitt, D. Mannors and J. Toyer



L to R - R. McElduff, D. Malone, C. Litchfield, D. Holloway, R. Greaves, J. Gauci, C. Maladay, and D. Hunter

FIRST GRADE REPORT

THE CONSISTENTLY HIGH QUALITY PERFORMANCES ACROSS THE SEASON IN ALL FORMATS WAS PUNCTURED BY FALLING AGONIZINGLY SHORT IN ALL 3 GRAND FINALS. OVERALL, WE WERE MINOR PREMIERS IN THE BELVIDERE CUP BEFORE DRAWING THE RAIN IMPACTED GRAND FINAL, WE HAD SCRAPED INTO THE ONE DAY FINALS AND ENDED UP LOSING THE FINAL IN A TIGHT RUN CHASE AND DOMINATED THE T20 CONFERENCE BEFORE LOSING THE GRAND FINAL IN A RAIN SHORTENED GAME.

The pre-season was punctuated with COVID restrictions. Beyond the on-field results, the camaraderie, genuine pleasure in each other's individual and collective success, belief to win from any position, the Houdini-like escapes on multiple occasions and the sheer effort in playing every possible game were features of an immensely enjoyable season.

The season itself was back to 'normal' after a couple of covid impacted seasons. This allowed us to train without restrictions, we were able to do a pre-season trip to Brisbane which helped us connect as a unit and reverted to having a balanced fixture list across all 3 formats.

There were so many memorable games throughout the season. A quotient of 1.10 yet still being minor premiers demonstrated how many close games we played (and were on the right side of the ledger of). I could list 8-9 matches but a couple of the most noteworthy were:

- One day Semi- final vs UNSW: We batted first and scrambled to 161 on a difficult pitch. The Bumble Bees were 1/119 at one stage and in cruise control. Enter Max Hope. A collapse of 8/25 over the next 14 overs ensued. Max Hope, 6/16 (7), bowling in tandem with Caelan Maladay restricted UNSW which saw us through to the grand final.

- T20 Semi vs Blacktown: Chasing 137 at No. 1, wickets started tumbling as the ball softened, the pitch slowed and the spinners were getting into their work. Ryan McElduff steadied the ship but was in search of a partner. Reeling at 7/94, Devlin Malone joined McElduff requiring 44 off 30 balls. Audacious strokeplay had them chipping away at the total. They needed 1 off the last ball as Devlin calmly knocked it around for a single as they miraculously knocked off the total with McElduff 52* (47) and Malone 20* (12). The Uni army enjoyed that one!
- Round 15 vs Manly: In a playoff for the minor premiership, Manly made a formidable 296 from their 50 overs. Major contributions from Damien Mortimer, 91 (100), and Jordan Gauci, 58 (53) still saw us seemingly short at 9/283. Caelan Maladay, 9* (5) and Kieran Tate, 6* (2), had other ideas as they chased it with a ball to spare with Tate hitting a maximum that will be talked about for years, mainly by him.

Individually, there were a couple of standout players. Devlin Malone had a career best season and topped the wickets for the competition with 68! He particularly improved his ability to hit the top of the knee roll more consistently and bowl unchanged for long periods to build pressure without relenting. He was rewarded with his debut 2nd XI game and we look forward to see what comes next.

Nick Larkin had a dominant season with the bat. He has added to his shot making repertoire against pace and increased his willingness to attack spin in all match situations. This has helped further increase his influence over matches. His 183 against Gordon (out of a team total of 269) had him entering Charles Bannerman territory whilst his 108 (95) vs St George in the one day quarter final demonstrated that he is a class above.

Hayden Kerr's finals campaign with the ball was special and deserves specific note. Carrying an injury, he went 1/6 (10) in the quarter final, 5/30 (13) in the semi and 7/103 (43) in the final including bowling unchanged for 26 overs on day 2. Herculean!

Given the broad level of success, each core player was able to contribute significantly across the season.

Caelan Maladay has one of the best stock balls in the competition and is a particular threat to right handed batsmen. His batting provided some crucial innings' and he made his 2nd XI debut. A career best season.

- Damien Mortimer's record in white ball was superb; having added gears to his batting over the last couple of years. He was also able to step up when I had to miss a few games.
- Don Butchart, hailing from the UK via Zimbabwe, forced his way into the 1st grade side and scored a memorable debut hundred vs Blacktown and bowled his off spin with accuracy and bounce.
- Dylan Hunter's destructive wielding of the bat was great to watch, featured by hitting 4 sixes in an over on his way to 120 (60) against Fairfield before he crossed the ditch to chase greater cricket opportunities.
- Jordan Gauci's ability to see off the challenging new red ball helped provide the team with a solid platform. This was punctuated with his 156 vigil against Blacktown. His tactical acumen was also exceptional.
- Kieran Tate's ability to hold the top of the stumps for long periods to build pressure in benign conditions was outstanding. His death bowling in white ball continues to be a vitally important role for the team. A career best season.
- Max Hope's resurgence into the 1st grade side was a thing of beauty. Clutch innings' with the bat, safe hands in the slips and 6/16 (7) in the one day semi vs UNSW when all seemed lost. The miracle at David Philips (South).
- Ryan McElduff's Michael Bevan-esque ability to chase totals with the bat again came to the fore. His innings' vs Parramatta in round 9 and Blacktown in the T20 Semi were masterful.

I'd like to thank club coach, Murray Creed, for your hands on approach, enthusiasm and commitment across the year whilst juggling your time and energy across the club. John Kilford, thank you for your contributions, be it scoring, taking photos or running the nets. You are an integral part of the team and we love having you around. To Mark, Bruce, Colin and the board, thank you for providing such a stable and broad platform to be able to improve and enjoy our cricket. Onwards and upwards!

Tim Cummins
CAPTAIN



FIRST GRADE 2022/23 LADDER



THE BELVIDERE CUP

RANK	TEAM	P	W2	N/R	L	RUNS FOR	WICKETS LOST	RUNS AGAINST	WICKETS TAKEN	POINTS	QUOTIENT
1	Sydney University	15	10	1	4	3160	128	3046	136	66	1.102
2	Manly Warringah	15	9	-2	4	2967	99	2692	146	61.9	1.625
3	Parramatta	15	9	1	5	3421	125	2995	138	60	1.261
4	St George	15	9	2	3	3056	94	2740	132	59	1.566
5	Northern District	15	8	1	4	2803	121	3258	162	56	1.151
6	Randwick Petersham	15	8	0	5	3438	118	3133	122	54	1.134
7	Penrith	15	8	2	4	3736	95	3507	128	53	1.435
8	UNSW	15	8	1	3	3809	126	3499	133	53	1.149
9	Bankstown	15	8	1	6	3362	122	3104	147	52	1.305
10	Sydney	15	7	2	5	3425	121	3501	136	51	1.099
11	Western Suburbs	15	6	1	8	3149	139	3152	124	40	0.891
12	Fairfield-Liverpool	15	5	0	5	2858	112	3454	124	37	0.916
13	Mosman	15	6	-1	7	3842	138	3768	119	37	0.879
14	Blacktown Mounties	15	5	1	8	2982	161	3610	121	33	0.62
15	UTS North Sydney	15	5	0	8	3596	137	3549	122	32	0.902
16	Campbelltown Camden	15	4	1	9	3269	121	3525	113	29	0.866
17	Eastern Suburbs	15	4	0	7	3488	122	3512	109	28	0.887
18	Sutherland	15	3	0	10	4026	149	3768	103	20	0.738
19	Gordon	15	2	0	10	3662	142	3508	96	15	0.705
20	Hawkesbury	15	2	0	11	3287	54	4015	113	14	0.6

LIMITED OVERS CUP 2022/23 LADDER

THE TOXTETH

LIMITED OVERS CUP												
RANK	TEAM	P	W	TIE	D	L	RUNS FOR	OVERS FACED	RUNS AGAINST	OVERS BOWLED	POINTS	NRR
1	St George	5	4	0	0	1	803	183	707	218.5	26	1.157
2	UNSW	5	4	0	0	1	1029	214.2	821	223.3	25	1.127
3	Campbelltown Camden	5	3	1	0	1	1095	244.5	1003	227.3	22	0.063
4	Penrith	5	3	0	0	2	921	186.1	940	240	20	1.03
5	Sydney	5	3	0	0	2	936	211	853	243.4	20	0.935
6	Northern District	5	3	0	0	2	718	181.3	787	218.2	19	0.351
7	Blacktown Mounties	5	3	0	0	2	867	220	923	231.3	19	-0.046
8	Sydney University	5	3	0	0	2	720	199.5	731	195.5	19	-0.129
9	Bankstown	5	3	0	0	2	995	218	920	225.3	18	0.484
10	Mosman	5	3	0	0	2	987	232.2	1223	234	18	-0.978
11	Parramatta	5	2	0	0	3	1017	224	865	223.2	13	0.667
12	Manly Warringah	5	2	0	1	2	756	198.2	677	166.4	13	-0.25
13	Sutherland	5	2	0	0	3	1072	220.2	929	218.1	12	0.607
14	Randwick Petersham	5	2	0	0	3	1049	225	1080	217.5	12	-0.295
15	UTS North Sydney	5	2	0	0	3	985	231	1015	209.3	12	-0.58
16	Western Suburbs	5	2	0	0	3	843	242	831	179.4	12	-1.141
17	Fairfield-Liverpool	5	1	1	2	1	657	150	670	150	11	-0.086
18	Eastern Suburbs	5	1	0	1	3	815	200	882	168.5	7	-1.149
19	Gordon	5	0	0	2	3	645	142	761	140.2	2	-0.88
20	Hawkesbury	5	0	0	0	5	820	224.5	1112	215.3	0	-1.512

Sydney University lost to Northern Districts in the Final at Cricket Central

KINGSGROVE SPORTS TWENTY20 CUP 2022/23 LADDER



THE BELVIDERE CUP

RANK	TEAM	P	PTS	NRR	W	L	TIE	NR	RF	OF	RA	OB
1	Bankstown	6	15	2.491	5	1	0	0	945	110.3	698	115.1
2	Sydney University	6	15	2.181	5	1	0	0	920	98.5	784	110
3	Penrith	6	15	1.365	5	1	0	0	900	107	768	109
4	Blacktown Mounties	6	12	0.788	4	2	0	0	838	110	716	104.5
5	Northern District	6	9	0.217	3	3	0	0	799	107.4	832	115.3
6	Parramatta	6	6.5	-1.745	2	3	0	1	655	95.5	808	94.1
7	Western Suburbs	6	6	-1.206	2	4	0	0	694	105.1	761	97.3
8	Fairfield-Liverpool	6	3.5	-1.87	1	4	0	1	591	100	778	100
9	Campbelltown Camden	6	3.5	-0.437	1	4	0	1	694	100	680	92.1
10	Hawkesbury	6	0.5	-2.367	0	5	0	1	536	100	747	96.4

Sydney University won the Thunder Conference Final vs Blacktown at No.1 Oval but lost the G/F to Sydney in a rain reduced 10 over match at Drummoyne



Nick Larkin



Hayden Kerr celebrates another wicket vs Manly with Tim Cummins and Don Butchart and Max Hope looking on

SECOND GRADE REPORT

THE 2022/23 SEASON WAS ONE OF “WHAT COULD HAVE BEEN” AS WE FELL THREE POINTS SHORT OF THE FINALS TO FINISH NINTH. ALTHOUGH WE DIDN’T FULFILL OUR COLLECTIVE EXPECTATIONS THERE WAS STILL PLENTY OF ENTERPRISING PLAY AND MANY EXCEPTIONAL PERFORMANCES THAT ARE WORTH REFLECTING ON.

The side was made up of a core group of players who played in last season’s quarter final, along with an injection of youth. We also acquired the services of two overseas players, Don Butchart and George Barlow, who made the journey from the UK. They fitted into the club seamlessly and added immense value both on and off the field.

It was a wet start to the season with the first two games impacted by inclement weather. With a draw and a loss to kick things off, the round three fixture against Penrith out at Howell Oval shaped up to be one of critical importance.

Ryan Danne - 143 (198)

The Students chose to bat first on a beautiful day in the Golden West. A steady start was made, reaching 100 for only the loss of two wickets. Ryan was circumspect in the early stages of his innings, bunkering down to settle in for a long stay at the crease. However, wickets began to fall around him and after a middle order collapse we sat perilously at 6-149. Ryan remained unflappable as he was joined by Pete Brazel at the crease. The two of them grinded their way back into the contest and set about slowly accumulating throughout the afternoon. After Brazel’s dismissal, Uni had rebuilt to 7-244 and at this point George Barlow wanted to know “what’s the craic?” Ryan quickly showed George his intent as they stepped up a gear and began to reap the rewards of keeping the Penrith attack out there all day in the heat. Ryan showed his array of attacking shots including one huge blow onto Mulgoa Road. This was a masterclass in two-day batting that kick started our season. Penrith were never in the contest on day two with Barlow and fellow new boy Butchart claiming 3 wickets each. Penrith were all out for 151.

Hayden Storey - 167 (206)

We then turned our attention to our round four contest with Western Suburbs. Winning the toss and batting on a dry, flat Uni No1 deck we knew we would need to post three hundred plus. We made a steady start but suffered a middle order collapse. Hayden held the innings together and was circumspect as wickets fell around him. There was still evidence of his usual clean ball striking but he was measured in his aggression. The highlight being a straight six to bring up his hundred that burst through the wooden sight screen leaving fragments over the outer ground. He found a partner willing to hang around in Ravi Wickramanayake (79 off 111) who was bowled first ball off a back foot no-ball. He made Wests pay for this unusual error with his trademark adventurous cover and square driving. Their partnership was pivotal in asserting our dominance on the day’s play, finishing on 9d/373.

In between the two Saturdays of this round, our dear mate Jack Gibson lost his battle with Osteosarcoma. He was an exceptional clubman and was a crafty swing bowler, after observing a minute’s silence and donning our black armbands in memory of Gibbo we were determined to secure the win in his honor.

Don Butchart 6-67 (23.5)

The wicket was even drier than last week, and conditions proved difficult for the seamers. They toiled hard with minimal reward, and it became evident that this game would be decided by the spinners. Our resident Zimbabwean Pom had become a popular teammate very quickly and his tactical mind was working overtime to outthink the Wests batsmen. Butch was at his wily best and managed to create a variety of dismissal types, holding his nerve to claim the last wicket in the 94th over. This was an emotional win and a testament to the team’s willingness to fight deep into the last hour.

Max Hope 117 (147)

The Seconds produced many milestone performances this season but none were more satisfying to witness than Max Hope’s breakthrough innings in Round 6. We were coming off the back of a loss against Gordon and were once again in a precarious position sitting at 6-123. Max showcased exceptional mental fortitude combining power

and finesse. With precise shot selection and remarkable timing, he dominated Randy Pete's bowling attack, guiding us to a commanding total. A remarkable display of cricketing prowess.

Hugo Ikeda 6-32 (18)

In backing up Hopey's epic dig, Hugo grabbed this game by the scruff of the neck. When those around him struggled to penetrate, he produced the performance that he'd been threatening for quite some time. We all knew that a big bag of wickets was just around the corner. It came at a time when his team needed it. Relentless with his line and length combined with searing 'effort balls' that caught batsmen by surprise and saw stumps rearranged.

Disappointing losses on either side of Christmas left our finals chances in a precarious position. This was compounded by a heartbreaking loss to St George in the final over.

Don Butchart 103* (144)

Despite this loss we were still treated to a remarkable old school style limited overs innings from Butch. On a tricky morning wicket that got better as the day progressed, he was able to time his run to perfection and finished with a flurry of sixes to lift us off the canvas to a competitive total.

It would be fair to say our season was on life support. When we traveled to Tunks Park to resume two day cricket against North Sydney, it was all on the line. The wicket was low and slow, but the lush grass made the outfield even slower. A look back through the scorecards showed that most sides struggled to go at better than two per over. It was a tough grind with the bat and even though we slowly accumulated it was hard to feel confident with our score. Andrew Hazard found his groove and was able to compile a match defining 42 off 119 balls. This kick started Haz's season and instilled a firm belief in his ability.

Andrew Hazard 7-40 (20)

Brimming with confidence, Haz was called up to deliver with his 'door-knobs'. He bowled to the conditions perfectly and Norths had no answer for him. They hit the panic button and chances ensued, we were good enough to hold onto some sharp chances and Haz closed out arguably his best-ever performance for the club.

Our finals chances now had a pulse. We were back to one day cricket vs Sydney, who were a side littered with vastly experienced grade cricketers. Batting first, Hayden Storey (65 off 79) and Charlie Dummer (29 off 24) delivered yet another one of their vicious assaults to set the platform. The entire order contributed, with Charles Litchfield (67 off 85) and Haz (57 off 40) the highlights.

Prakhar Sharma 5-25 (10)

Sydney got off to a flying start and were 1-117 at just past the 15 over mark. Prak was introduced and his leg spin wizardry turned the game around for us as he claimed a remarkable maiden five-wicket haul. His mesmerizing spell proved decisive, securing victory and leaving us with a real possibility of playing finals.

Ravi Wickramanayake 108 (172)

Going into the penultimate round with our fate in our own hands, the mood soon turned sour as we lost wickets at regular intervals (despite Charlie Dummer hitting the first ball of the match back over the bowler's head for six). We were dead and buried at 7-121 until Ravi played the best innings of his Uni career. He had struggled after Christmas and even spent the week before in 3s. He was back to his best and this was a testament to his resilience as he backed his natural ability to keep our season alive. Unfortunately, we just couldn't take the tenth wicket on day 2 as the match finished in a draw despite the best efforts of our bowlers who toiled gallantly with only one side trying to win the game in the final half hour. This meant we went into the last round against first placed Manly needing a win and many results to go our way.

Round 15 vs Manly

We saved our best team performance for last as we comprehensively beat a somewhat depleted Manly side. Lewis McMahon penetrated with the new ball, Henry Clark was economical through the middle and George Barlow was clinical at the death.

Charlie Dummer bludgeoned the Manly attack to all parts (the first ball of the innings went for six again), Charles Litchfield had found his mojo with the bat again and Haz finished off the job to chase down the 171 run target in twenty-six overs.

SECOND GRADE REPORT CONT.

It was nice for everything to come together in such a complete performance but unfortunately it wasn't enough as not one result went our way. We fell half a win short of the finals places and are left to rue the games that we lost from winning positions.

Many thanks are in order. Firstly, to the board for giving me the opportunity to lead such a talented side around this season. Colin Robertson, you take the stress away from all off-field matters and allow the players to get on with the business of trying to win cricket games. Murray Creed, it's been a privilege to work so closely with you this season. I've learnt so much technically and also how to maximise the potential of individual players and the team as a whole. All the best in your new role with SUSF and I hope to tap into your vast knowledge again next season. John Kilford, your assistance and presence at training is greatly appreciated. Phil Logan, thank you for your service to Sydney University Cricket. You have given your time so willingly over the years and you leave the club in a position of strength. Russell Cowell, the team couldn't be more grateful for the time that you give. We've appreciated your company and I hope you've enjoyed ours. Your attention to detail made my job a lot easier. Lastly, the unofficial leadership group of Henry Clark, Max Hope, Charles Litchfield and Ryan Danne, thank you for your guidance and support over the course of the season, it really takes a collective effort to get through an entire grade cricket season.

I firmly believe that this squad is building towards a tilt at the title. The personnel have the individual talent, it's now about acting upon the lessons learnt over the past two seasons and executing more consistently. I have no doubt that 2023/24 will be special.

Jack Hill
CAPTAIN



Overseas player Don Butchart



Jack Hill

SECOND GRADE 2022/23 LADDER



THE ALBERT CUP

RANK	TEAM	P	PTS	Q	NRR	W	L	TIE	NR	RF	OF	WL	RA	OB	WT
1	Manly Warringah	15	64	1.606	0.815	10	3	0	2	2990	798.4	102	2481	847.1	136
2	Northern District	15	60	1.345	0.361	9	2	1	3	2807	807.4	85	2405	772.2	98
3	Mosman	15	57	1.173	0.397	9	4	0	1	3158	871.2	100	3149	975.5	117
4	Gordon	15	56	1.143	0.357	9	4	0	2	3318	823	96	3386	921.3	112
5	Bankstown	15	55	1.032	0.312	9	6	0	0	3425	872.3	121	3646	1009	133
6	St George	15	54	1.254	0.154	8	5	0	1	3405	926.3	114	3143	892.5	132
7	Eastern Suburbs	15	53	1.421	0.299	8	3	0	1	3131	897.3	93	3268	1024.4	138
8	UTS North Sydney	15	52	1.269	0.293	8	5	0	2	2685	821	103	2299	772.1	112
9	Sydney University	15	51	1.243	0.645	8	5	0	0	3632	967.4	131	2966	954.2	133
10	Sydney	15	46	1.002	0.106	7	6	1	1	3147	837	104	3230	884	107
11	Parramatta	15	43	0.931	-0.156	7	7	0	0	3650	1118.1	126	3173	927.4	102
12	Western Suburbs	15	39	0.97	0.301	6	7	0	1	3261	884	125	3039	897.1	113
13	Penrith	15	37	0.884	-0.254	6	8	0	0	2846	909.2	125	3217	950.3	125
14	Campbelltown Camden	15	32	1.01	-0.445	5	8	0	2	2407	840.4	105	2677	809	118
15	Randwick Petersham	15	31	0.804	-0.027	5	9	0	1	3211	798.5	127	3520	869.4	112
16	Hawkesbury	15	26	0.629	-0.884	4	9	0	2	2532	771.2	128	2890	693.3	92
17	UNSW	15	25	0.922	-0.039	4	10	0	0	3215	914.5	124	3400	956.5	121
18	Fairfield-Liverpool	15	21	0.605	-0.873	3	9	0	3	2575	812.3	112	3306	817.4	87
19	Sutherland	15	20.9	0.871	-0.649	3	8	0	3	2711	868.3	106	2758	731.2	94
20	Blacktown Mounties	15	13	0.577	-0.878	2	12	0	1	2955	936.4	140	3108	770.3	85



Overseas player George Barlow



Ravi Wikramanayake

THIRD GRADE REPORT

THE DIPPY THIRDS ROLLED INTO 2022/23 DETERMINED TO GO ONE BETTER THAN THE PRIOR SEASON. WITH THE RETURN OF THE BULK OF LAST YEAR'S SIDE, PLUS AN INJECTION OF SOME FRESH YOUNG TALENT, WE ENTERED THE SEASON WITH EXPECTATIONS OF SUCCESS.

On to the cricket. There were more than a few selection Our season started with a whimper - two washouts putting us behind the eight-ball, followed by three tough losses on the trot. We weren't too far away but couldn't quite penetrate with the ball or put together substantial partnerships with the bat. However, we turned it around against Randy-Pete's to kickstart a three game-winning streak. This meant we entered the Christmas break with an even ledger and just outside of the six. With a strong showing in January, we could put ourselves in the position to challenge for finals.

It sadly wasn't to be. We failed to maintain the momentum needed to secure the close wins when they were up for grabs. This saw us go down in a few tight matches, and our hopes of finals disappeared. The result was a bottom-quartile table finish, an uncharacteristic result for our Thirds team. While it is easy to look for excuses for the season's results. We ultimately weren't good enough for long enough and the better sides we came up against capitalised on our lapses.

Some of the notable performances which kept our season alive for most of the year were:

- Prak Sharma stepped up a level this season and was our most consistent performer all season. This resulted in a much deserved Seconds cap.
- Darcy Manners once again was our leading wicket-taker and kickstarted our season with an exceptional five for against RPs. He always puts in 100% effort and his enthusiasm is unmatched.
- Shiv Wadhwa played only a handful of games but bowled with genuine pace and rhythm before finishing the season early to focus on school cricket. A player to watch for the future.
- Shuv Banerjee joined SUCC from the Bumblebees this season and showed immense promise with his beautiful leg spinners. I really look forward to seeing him continue to grow in confidence in the coming years.
- Luka Flannigan took on greater responsibility with the bat this year and had some valuable digs for us. This included most importantly nearly single-handedly getting us over the line against Blacktown.
- Dom Goddard traded in his footy boots over the summer, proving that hard work produces results. I'm excited to see Dom continue to improve his batting and leadership skills.
- Clancy Barrett stepped up with the bat and proved he is more than capable of playing in higher grades with some classy knocks in the second half of the season.

I believe this season will prove to be a unique learning opportunity for our team, particularly the youngsters learning their craft at SUCC. I am full of optimism for the playing group we have, and confident that we will bounce back next season. We have some talented young players coming through the ranks, and I'm excited at the prospect that their cricket will flourish in the years to come.

No one can skipper a team without immense amounts of support. There are a few people in particular who I'd like to thank:

- The partners (including my wonderful wife Steph) – thank you for loving us for our foibles, our love for this game, and for putting up with our absurdly average Saturday availability.
- The parents – your support is one of the best parts about Saturdays. Keep coming to watch us play. It genuinely makes our days better having you present.
- Matt Powys and Oli Zannino – thanks for being fantastic sidekicks and for helping lead us around the park. We would not have done it without you.
- Murray Creed – I thought you stepped up a level this season in many ways. Your approach to the game is unique and I really valued your support and encouragement this season.

- Jack Hill – you really stepped up a level this year as a Captain-Coach of Second Grade, and were duly recognised for your efforts by the SCA as Second Grade captain of the year. Thanks for your counsel and your friendship.
- Colin Robertson – thank you for all that you do for the club. We are incredibly lucky to have you behind the scenes sorting things out for us all.

And finally, to the boys – results didn't go our way this time but let's prove the critics wrong next season.

Josh Toyer
CAPTAIN



THIRD GRADE 2022/23 LADDER



THE MITCHELL CUP

RANK	TEAM	P	PTS	Q	NRR	W	L	TIE	NR	RF	OF	WL	RA	OB	WT
1	Randwick Petersham	15	71	1.585	0.916	10	2	0	2	2635	694.2	96	2371	823.5	137
2	Parramatta	15	71	1.56	0.678	10	3	0	1	3016	747.4	99	2713	808.3	139
3	Manly Warringah	15	68	1.781	0.851	10	4	0	1	2869	789.4	109	2128	765	144
4	UTS North Sydney	15	63	1.293	0.718	9	4	0	1	2917	724.3	110	2624	793.2	128
5	St George	15	60	1.196	0.762	9	4	1	1	2872	732.2	113	2677	847.2	126
6	Penrith	15	58	1.259	0.546	8	3	0	2	2581	774.4	112	2268	814.1	124
7	Eastern Suburbs	15	57	1.274	0.183	9	4	0	1	2874	765.3	99	3120	873.4	137
8	Bankstown	15	56	1.194	-0.445	9	4	0	1	2914	854.5	98	2912	755.3	117
9	Western Suburbs	15	49	1.28	0.232	7	5	0	2	2590	724.3	96	2486	743.5	118
10	Sutherland	15	44	1.122	-0.004	7	7	0	0	2640	808.2	102	3183	973.1	138
11	UNSW	15	40	1.098	0.355	6	6	0	1	2871	787.5	121	2766	841.1	128
12	Gordon	15	39	1.117	0.285	6	6	0	2	3068	809.2	109	2846	811.5	113
13	Northern District	15	35	1.033	0.163	5	9	0	1	3220	831.5	119	3167	854.1	121
14	Fairfield-Liverpool	15	34	0.743	-0.48	4	7	1	1	2511	845.5	146	2382	690.4	103
15	Mosman	15	33	0.708	-0.262	5	8	0	1	3139	800.5	149	3152	753.4	106
16	Sydney University	15	26	0.766	-0.362	4	9	0	2	2440	744.3	118	2672	734	99
17	Blacktown Mounties	15	21	0.613	-1.428	3	9	0	2	2596	829.1	144	3028	664.1	103
18	Hawkesbury	15	20	0.661	-1.07	3	10	0	2	2512	813.1	137	2745	659.5	99
19	Sydney	15	10	0.63	-0.629	1	10	0	2	2923	767.2	106	3194	719.3	73
20	Campbelltown Camden	15	4	0.317	-1.78	0	11	0	4	1657	625.2	130	2411	544.1	60



Prakhar Sharma



Luka Flannigan

FOURTH GRADE REPORT

THIS WAS AN UNUSUALLY DISAPPOINTING YEAR FOR THE FOURTHS, FINISHING SEVENTEENTH AFTER STARTING THE SEASON WITH HOPE AND A STRONG YOUNG SQUAD HUNGRY TO AVENGE THE NEAR MISS OF LAST YEAR. ONLY FOUR WINS ALL YEAR, AND THREE OF THOSE WERE CLOSE MATCHES. ONLY ONCE DID WE HAVE A COMFORTABLE WIN.

It was not all bad though, as over the year we had the fewest runs conceded off our bowling in Fourth grade. Our problem was that in many of these matches our opponents were chasing our meagre total and shaking hands.

Thirty-seven different players on the field in the fifteen rounds meaning that consistency was hard to come by. Changes throughout the grades often meant that the team varied by up to six players week to week. People batted out of their usual position, often we had seven or eight bowling options a game which meant short spells in pressure situations defending small totals. Coupled with all of the rain around causing underprepared and/or spicy pitches, it's probably no surprise that the batters struggled, and it was a bowlers' year in general.

That's enough gloom! There were a few very strong positives:

- Middle and lower order batting. Countless times our top order faltered, and it was left to those batting seven and below to save our blushes. Andrew Wilkinson and Lewis Ansell were excellent in this role, finishing as our top two run scorers. They were also our most consistent bowlers. Both had match winning innings during the year, and really stepped up when the team needed them.
- Bowling group. Our attack kept us in plenty of games where we scored well below par with the bat, and we often took seven or eight wickets defending 140-odd. Lew Ansell, Hugo Fraval, Andrew Wilkinson, Raveen Ganesh, Jazz Rinka, and Jack Lawson all performed well. The bowlers can be proud of their efforts this season.

- Fielding. Generally, the energy and efforts in the field this year were up there with our high standards. Some special catches were taken, wicketkeeping was tidy and positivity was there despite being behind in many matches. As always, the Fourths was in the top three for Spirit of Cricket. This is remarkable given our position on the ladder and a testament to how we play the game in the right way whatever the circumstances.
- Emergence of young players. The average age of the club is decreasing (despite me being an outlier) and this year we had many young guys come up and do well in 4Fourths Flinders Zhang-Langley and Jack Manson-Lill were exceptional and will no doubt play higher grades next year. A few other youngsters had a taste of Fourth grade cricket also, and the future is bright.

The other thing I'd like to mention is the strong representation Fourth grade players have in volunteering time and effort off the field to support the Club. Regularly Fourth grade boys were front and centre supporting in the Uni Army. Watching the Firsts lose three grand finals this year obviously wasn't the best, but the team should be congratulated for making the Final in all three formats!

Now some thank you's.

Thanks to the Board, for their support and guidance. Col and Muz and the coaching staff, your efforts in running the club and the work that you do behind the scenes so that we can train and play on excellent facilities is very highly valued by the players.

Thanks to the other captains, especially Josh Toyer and Jack Hill for their support and advice in what is a tricky role.

Thanks to Phil Logan, the outgoing Chairman of Selectors. Logs, you have been invaluable to me as captain over the last 10 years, and your calm, reasoned, intelligent approach to the role and running selection meetings has been instrumental to the captaincy group and its results.

Thanks also to my right-hand man Liam Coelho, and the other senior players in the Fourths group who over the past 5 years have ensured that we have been a team respected by all of our opposition. The Fours dynasty may be over, and the team may not look the same next year, but I think we should be proud of our success and not

let the disappointment of this year overshadow the remarkable performances that this group have done over the previous seasons.

Personally, this year was tough on the field for a few reasons, but off field had some special moments. It was strange to spend February and March not thinking about playing and winning finals. I calculated it was 4,382 days since I last missed playing a semi-final. The day was well spent watching First towel up Manly at Manly with lunch and a few beers; not the worst alternative.

To end on a sombre note, I pay tribute to my friend who passed away. Former SUCC 3rd grade premiership winner, Club Captain and Best and Fairest winner, Jack Gibson. You were an inspiration to us all, and to witness the amount of love that everyone had for you at your funeral was a testament to how special you were, and how much we all miss you.

Ashley Cowan
CAPTAIN



FOURTH GRADE 2022/23 LADDER



THE REID CUP

RANK	TEAM	P	PTS	Q	NRR	W	L	TIE	NR	RF	OF	WL	RA	OB	WT
1	Manly Warringah	15	76	1.965	0.747	11	2	0	2	2604	688.4	85	2385	786.1	153
2	Parramatta	15	64	1.692	1.469	10	3	0	1	2654	625.3	77	2729	984	134
3	Gordon	15	57	1.438	0.903	8	5	0	2	2123	604.4	94	2136	819.1	136
4	UTS North Sydney	15	56	1.151	0.105	8	5	0	2	2319	747.4	109	2107	703.1	114
5	Eastern Suburbs	15	53	1.272	0.531	8	3	0	2	2615	775	102	2337	822.1	116
6	Sydney	15	52	1.112	-0.133	8	4	0	3	2124	701.5	87	2414	764	110
7	Bankstown	15	52	1.104	-0.304	8	4	0	2	2535	811	101	2704	788.2	119
8	St George	15	46	1.341	0.1	7	4	0	3	2492	773.3	84	2454	786.2	111
9	Northern District	15	46	1.08	0.2	7	4	0	3	2534	726.2	95	2469	750.5	100
10	Fairfield-Liverpool	15	45	1.061	0.455	7	5	0	3	2484	707.4	111	2340	766	111
11	Western Suburbs	15	45	0.982	0.04	7	5	0	3	2519	731.5	107	2468	725.3	103
12	Randwick Petersham	15	38	0.855	-0.029	6	8	0	1	2708	825.4	134	2670	806.5	113
13	UNSW	15	34	1.104	0.047	5	7	0	3	2279	667.5	92	2400	713.1	107
14	Sutherland	15	34	0.976	-0.199	5	6	0	3	2342	748.4	113	2272	682.4	107
15	Mosman	15	28	0.669	-0.727	4	8	0	3	2313	742.3	129	2438	634.3	91
16	Penrith	15	26	0.931	-0.149	4	9	0	1	2697	885.2	131	2476	774.5	112
17	Sydney University	15	26	0.767	-0.504	4	9	0	2	2081	783.2	129	1996	631.3	95
18	Blacktown Mounties	15	21	0.599	-0.674	3	9	0	3	1818	672.1	117	2177	644.1	84
19	Hawkesbury	15	17	0.632	-0.461	2	8	0	3	2216	749	127	2290	669.4	83
20	Campbelltown Camden	15	1	0.517	-1.417	0	14	0	1	2413	938.5	170	2608	654	95



Liam Coelho attacks



Lewis Ansell

FIFTH GRADE REPORT

TO BE GIVEN THE CAPTAINCY OF FIFTH GRADE THIS YEAR WAS A PRIVILEGE NOT EXPECTED FOLLOWING THE END OF 2021/22, BUT AN OPPORTUNITY WELCOMED WITH OPEN ARMS. AN EXCITING MIX OF NEW PLAYERS TO THE CLUB, PROMISING YOUNGSTERS AND METRO-CUP VETERANS MADE UP THE SQUAD OF PLAYERS TO TAKE THE FIELD THIS YEAR. IT DIDN'T TAKE LONG FOR THIS US TO ESTABLISH A DYNAMIC WHERE WE COULD ALL PERFORM NEAR OUR BEST AND ENJOY OUR CRICKET AT THE SAME TIME.

2022/23 was a season of many ups and downs for The Fifths. We started off slowly with washouts to Ghosts, UNSW and a loss to Penrith putting us a behind the eight ball. Two weeks later, Cooper Jones asserted himself on grade cricket, collecting 7/31 in the second innings to secure ten points and our first win of the season.

What followed were a further three rounds of clinical bowling displays, with spinner Jack Manson-Lill and opening quick Flinders Zhang-Langley the standout performers over this run, regularly dismantling sides for totals under 150. Alongside these consistent performers, Hugo Fraval (4/26 vs Gordon) and Ben-Wright Smith (5/16 vs Randwick-Petersham) helped themselves to healthy hauls of wickets in their one-off appearances. Special mention to James Chan for getting across the line in many of these run chases, mastering the number 6 batting spot before his season was unfortunately cut short due to injury.

The finale of this successful run was an eight-wicket bonus point victory over Fairfield-Liverpool. Fairfield gritted their way to 143, before Clancy Barrett produced the batting performance of the season, with an unbeaten 86* from the top of the order. Helped across the line by a calm 21* by Thomas Lynch. Both showed the composure that would see them progress up the grades in the latter half of the season.

Sitting comfortably inside the top six with one game before Christmas, Rd 8 vs Bankstown was a turning point for our season in many regards. An exciting opportunity for many of the Greenies to assert themselves in Grade cricket. With a batting approach later dubbed "CottonBall", this young side was able to notch up our highest total of 224 for the season before being bowled out in the thirty-eighth over. Parin Sheth (33) and Jack Bray (46) both produced plenty of fireworks on debut.

Despite strong bowling performances from Rajprasanth Varatharajah (3/49) and Will Hardy (2/40), Bankstown secured a last ball, one wicket victory, emphasizing the importance of facing the full allotment of overs whenever possible.

A sluggish start to 2023 left us with plenty to do across the last four rounds. One silver-lining to come out of this unfortunate patch in the season was the unearthing of Murray Miles and Ryan Drake as a potent new ball combination. They would carry plenty of form with the ball into the back end of the season, as well as proving to be more than capable lower order bats when needed.

Drake and young all-rounder Arnav Yadav were nearly able to scrape through to a draw against a strong North Sydney unit, after the top order failed to fire in promising batting conditions.

Two rounds later they were able to go one better, batting us to a nail-biting one wicket victory over Sydney, keeping our finals chances alive. Massive thanks to Murray Miles for extremely capably leading the team in my absence.

This win provided a much-needed morale boost after a disappointing loss to Blacktown a week prior. After a disciplined bowling effort, restricting them to 175 with wickets shared among the bowlers, a freakish set of circumstances (and poorly judged leaves) saw us rolled for 21.

After inevitably being sent back in, one of the better team batting performances of the season followed with four of the top five digging in to make starts against a strong second innings bowling performance.

The dramatic win against Sydney was followed by another strong bowling performance against Easts, A bowler and fielder down after Ryan unfortunately re-injured him hamstring, Murray Miles (3/30) and Arnav Yadav (2/20)

were able to dismantle the middle and lower order when the game hung in the balance.

One phrase massively overused by MyCricket Marauders underpinned our final outing for the season: "Mathematical Chance".

A win over Manly and a handful of results going our way would have seen us sneak inside the top Six.

Raveen Ganesh (34) and Oly-Lee Young (30) guided us to a competitive 162 against Manly, in extremely tough batting conditions. Another team bowling effort followed, with six of seven bowlers used taking a wicket (And coincidentally the seventh bowler picked up a run-out). But in the end, it was to no avail, with Manly securing the six points and a top two spot.

2022/23 was one of the more rewarding seasons I've been fortunate to be a part of. Just as many memories were made off the field as on, with the Greenies boys providing a lively atmosphere during the breaks in play and the drawn-out fines sessions. With two talented Metros teams all competing for their spots, it was great to see the boys thrive under the pressure and regularly make valuable contributions to the runs and wickets tally. As it sometimes happens, we were unfortunate that not enough of these contributions lined up on the right days to secure the points needed for finals, but everyone involved in Fifts this year should take pride in their performances and build from them for the year to come.

Finally, special thanks to Muz, Phil and the selection committee for their guidance throughout the year. To Colin and Max also for their patience and support with the many off-field responsibilities.

Mitchell Cotton
CAPTAIN



FIFTH GRADE 2022/23 LADDER

THE DAVID SHERWOOD CUP

RANK	TEAM	P	PTS	Q	NRR	W	L	TIE	NR	RF	OF	WL	RA	OB	WT
1	Manly Warringah	15	70	1.658	0.588	9	2	0	3	2029	588.4	83	2211	773.3	150
2	UTS North Sydney	15	70	1.5	0.733	11	3	0	1	2408	738	115	2037	805.2	146
3	Northern District	15	65	1.389	0.346	10	4	0	1	2544	744.5	109	2537	826.4	151
4	St George	15	59	1.427	1.287	9	2	0	3	2246	542.1	80	2399	840.2	122
5	Parramatta	15	53	1.658	1.122	7	3	0	3	2485	661.5	100	1573	597.4	105
6	Eastern Suburbs	15	51	1.132	0.508	7	5	0	2	2248	657.5	113	2178	748.4	124
7	Sutherland	15	51	1.124	0.428	8	6	0	0	2792	804.1	120	2546	836.4	123
8	Mosman	15	44	1.019	-0.142	7	6	0	2	2312	763	121	2361	744.1	126
9	Sydney University	15	44	0.993	-0.073	6	6	0	2	2028	735.1	122	2092	738.4	125
10	Randwick Petersham	15	42	0.984	0.016	6	8	0	1	2536	773.3	133	2634	807.3	136
11	Penrith	15	40	1.124	-0.21	6	6	0	3	1961	714.3	101	1951	660.1	113
12	Blacktown Mounties	15	40	0.993	0.15	6	6	0	3	1993	659.5	112	1970	686.3	110
13	Gordon	15	33	1.114	0.153	5	7	0	3	2122	673	102	1885	628.3	101
14	Bankstown	15	33	0.913	-0.399	5	7	0	2	2603	865.2	134	2489	730.2	117
15	Fairfield-Liverpool	15	33	0.818	0.173	5	8	0	1	2441	755	133	2423	791.5	108
16	UNSW	15	32	0.729	-0.72	5	8	0	0	2361	830.5	140	2774	778.5	120
17	Hawkesbury	15	31	0.715	-0.541	3	8	0	3	2140	747.5	156	2568	754.4	134
18	Western Suburbs	15	30	0.8	-0.463	4	7	0	3	1819	722.5	115	1819	610.2	92
19	Sydney	15	14	0.498	-1.945	2	11	0	2	2131	823.4	160	2644	583.2	99
20	Campbelltown Camden	15	11	0.495	-0.922	1	9	0	4	1732	661	112	1840	519.2	59



METROPOLITAN BLUE REPORT

IN CRICKET AS IN LIFE, SOMETIMES IT'S NOT THE DESTINATION THAT MATTERS BUT THE EXPERIENCE OF THE JOURNEY. ALTHOUGH WE SUFFERED A HEART-BREAKING AWAY DRAW IN THE QUALIFYING FINAL, SEASON 22/23 WAS OVERALL AN ENJOYABLE SEASON OF HIGH TEAM SPIRIT AND CAMARADERIE AMONGST THE METRO BLUE PLAYERS.

We were competitive in every match this season bar one extreme outlier loss against Norwest on a wet deck in round 2. We defeated the lower teams we should have and had a couple of close losses against the top teams which led to a final placing of 6th place out of 15 sides in the competition and an away Quarter Final appearance vs 1st place Randwick-Petersham Gold which finished in a frustrating draw which saw us bow out of the competition...

Out of 14 physical matches played we won 8, lost 4 and had 2 draws finishing on 54 points. In a testament to how competitive and close the competition was this season the top 6 finalists were separated by just 6 points!

The message to the team was about building and peaking towards the finals. The lessons learned along the way lead to a much-improved group of cricketers by the end of the season who showed great fighting spirit and the will to win. Due to higher grade selections or unavailability one of our mottos for the year was about having a "next man up" mentality and this served us well.

Some of our fantastic contributors were:

- Charlie Clay: Charlie started the year off rusty after some time off. He started to bowl with real pace and accuracy as things progressed and really got going with 5/13 in a match winning performance vs Blacktown in round 5. Charlie demonstrated great character and determination bowling injured in the last few rounds and unfortunately couldn't bowl in our quarter final. With regards to his batting, it was another area of his game that grew exponentially as did his confidence and he showed genuine all rounder potential. His 40 vs competition leaders Randwick-Gold was an entertaining knock.
- He finished the season with 26 wickets at 11.62 avege as well as 159 runs at 31.8 avege. Without question the captain's player of the year for his overall attitude and contribution to the team.
- Rohan Joshi: Rohan really stepped up this season both as a player and a willing team leader on the field. He was our senior batsman and never let the team down playing very controlled innings. Rohan was let down by some unfortunate decisions and there's no doubt he was robbed of a big score a couple of times. He finished the season with 201 runs at 22.33.
- Danial Haider: This was Danial's first season with the club. He is a very consistent performer with the bat and can only improve as a bowler as he has a high aptitude and desire to learn and improve. Our running joke was that Dan seems to find new and creative ways of getting out but with experience he will be able to go on and make big scores. In the field he took a sensational screamer against Gordon at a crucial time, running 25m from mid-on to take a diving catch down the ground. He finished with 190 runs at 21.11 avege and 10 wickets at 35.7 avege.
- Harris Haider: Harris deserves special mention as he is a player of the future. His unique front on bowling action sees him able to generate significant inswing. His 4 for 8 vs North-West in round 7 was a spell of unplayable bowling. With batting Harris showed plenty of grit and talent in a couple of runs chases.
- Harris's season was unfortunately interrupted as he battled a couple of separate recurring injuries that cost him the consistency we all knew he was capable of. 15 wickets at 13.8 avg and 74 runs at 24.67.

Some of the overall season highlights were:

- vs North-West Sydney. A record partnership of 171 between Pranav Kalia (137*) and Ben Wright-Smith (65). Pranav's wonderful innings was mature and one of the best innings we've seen in Metro.
- vs SUCC Gold. A tense and exciting match in a one-day match at St Pauls. Batting first, Gold made a very competitive 245. In reply, opener Finn Howley blasted a quick fire 71 to put us on the front foot. Wickets lost at regular intervals saw a close finish coming but a partnership at the death between Harris Haider and skipper Cade saw us reach 8/248 with 2 balls to spare.

- vs Georges River. A vital outright win largely due to off-spinning wizard Evander Herbert who opened the bowling in the second dig and took a 6 for to roll us to victory.
- vs Gordon: In the final round of the regular season, we found ourselves in a must win situation to make the finals, playing a strong side that had lost two matches all season at this point. Batting first and making only 145 runs we had 20 overs to bowl at them on day 1. Thanks to Evander Herbert and some sensational energy in the field we had them bewildered and 5 down for 50 at stumps. After a nervous week we returned to St Pauls on day 2 and got the job done bowling them out for 116.

It must be noted that Evander was only able to play 2 matches with us this season but individually bowled an amazing 53.2 overs total. This resulted in 15 wickets at 5.4 average.

Thank you to all the following clubmen and organisations who contributed to the large effort of putting two Metro Cup sides on the field:

Colin Robertson (SUCC General Manager) who does an outstanding job of running the club day to day in often trying times. We all appreciate your efforts Colin!

Phil Logan (Outgoing Chairman of Selections) for all his work over the years and his significant contribution to the club both on and off the field. We will miss you!

Murray Creed (Outgoing Director of Cricket) for the long hours he put into coaching and the team selection process as well as his overall contribution to the club training environment over the past two seasons

Anand Karuppiah (Green Shield Manager) for his help in finding players.

Board Chairman Mark Faraday and the club board for their ongoing stewardship.

Much appreciation goes to our highly valued Partners including: FDC Construction & Fitout, Henry William Lawyers, Surjits Indian Restaurant & Catering, ISC Sport, The Toxteth Hotel Glebe The Sports Clinic and Sundries Sport.

Thanks to SUSF, The Foundation and our valued club patrons for your continued financial contributions to the cricket program.

Congratulations to Tim Cummins and our 1st Grade Side for making the grand final this season!

The round 15 nail biting finish vs Manly to secure the minor premiership had all the Metro Blue boys huddled around a phone watching and cheering on from our match!

Once again, it has been an honour to captain the side this season and I'm very excited for the upcoming season knowing the talent we've uncovered and their higher-grade potential!

Greg Cade
CAPTAIN



METROPOLITAN GOLD REPORT

WHILST THERE WERE MANY MOMENTS THAT DEMONSTRATED THE ABILITY OF THE METRO GOLD SIDE THIS YEAR, IT WAS ULTIMATELY AN UNDERWHELMING SEASON AS THE SIDE FINISHED SEVENTH. MULTIPLE OUTRIGHT WINS AND MANY MORE CLINICAL PERFORMANCES SHOWED THE POTENTIAL OF THE SIDE YET WASHOUTS AND LOSSES TO THOSE JUST AHEAD OF US MEANT THE SIDE NARROWLY MISSED FINALS. DESPITE THE DISAPPOINTMENT OF NOT MAKING FINALS, I HOPE THAT THE SUCCESS IN THE GOLD SEASON IS THE EXPERIENCE MOST GREEN SHIELD PLAYERS GOT IN THEIR FIRST FORAY INTO ADULT CRICKET.

With three washouts to open the season, Metro Gold began the year at the picturesque Petersham Oval against old foe, Randwick Petersham. The year presented a great opportunity for Gold to bounce back after a disappointing end to last season. Winning the toss and electing to bat, newcomer Ben Crawford, demonstrated his class with a sublime 142 to put the Students in pole position. Ben was supported strongly by a brutal 68 from Greenie Jack Bray. A declaration followed before 4 wickets to Tom Crawford (clearly a strong family battle here) and 3 wickets to Green Shield debutant Mehrub Chowdury sealed a comfortable opening win for the Gold boys.

Round Five also accounted for a comfortable victory against Georges River with half-centuries to Greenie Will Hardy and yours truly setting up a declaration late on day one, four wickets to Cooper Jones and three for Flinders Zhang-Langley ensured an easy win. Round Six saw Gold return to Petersham Oval to play Randwick Petersham Gold, the match followed a similar theme early with yet another Ben Crawford hundred and Greenie Avijay Maharaj making 83. A declaration followed and with rain around Randwick successfully navigated the 67 overs to see out a draw.

Round Seven was the biggest game of the season with the Annual SUCC Metro Derby. Winning the toss and electing to bat, Gold were hopeful of starting strong and setting Blue a large total. Momentum shifted consistently throughout the innings with a stand of 102 between Jack Bray (62) and Mehrub Chowdury (43) pushed Gold up towards an imposing total of 245. Blue began the run-chase in brutal fashion, racing to 1-76 after the first 10 overs. Jack Bray proved quite the all-rounder taking 4-37 from his 10 overs. Some tight bowling from the Gold boys took the game deep with 6 required off the final over with 2 wickets in hand. Blue managed to get it done and whilst disappointing the match was a fantastic advertisement for the depth of quality in the playing squad.

Round Nine saw the Gold boys get back on the horse with a bonus point win against eventual premiers Penrith. Batting first in a reduced game, a 66 from Julian Ryan meant that Gold set an imposing total of 177 from 36 overs for Penrith. A clinical bowling display, led by youngster Arnav Yadav (6-17 from 7 overs) meant that the Gold boys registered the bonus point win. Round Ten followed suit with a double-bonus point win against another finals-bound team in St George. Bowling first, Arnav Yadav continued his strong form taking another 4 wickets to contribute to the side bowling St George out for 103. The Green Shield boys combined in the run chase with 56* for Avijay Maharaj and 34* for Noah Feenstra ensured the total was reached inside 17 overs.

Round Twelve took the Gold boys outside of the Inner West for the first time and it was a disappointing outing for the side. After being bowled out cheaply in the first innings the Gold side were never in the match and batted strongly in the second innings to stave off the outright. A fighting maiden half-century from Daanyal Saeed the lone highlight in a disappointing round.

Round Thirteen saw the boys return to familiar territory in the Inner West. With 10 points crucial in the finals push, inspiration came from Bazball and the Gold boys were bowling first chasing 20 wickets. Three wickets to Tom Crawford and Arnav Yadav saw Blacktown bowled out for 93, a total that was run down inside 16 overs thanks largely to a brutal 45 from Jack Bray. Bowling again on Day 1, the Gold boys continued the run dismissing Blacktown for 116 in their second innings, with the Green Shield spin

twins doing the damage with Cooper Jones (4 wickets) and Arnav Yadav (3). Another rapid Jack Bray innings (54 featuring 5 sixes) meant that the remaining 104 runs were run down inside 13 overs to ensure the 10 points for the Gold boys.

Round Fourteen was another disappointing day with a close loss to Warringah. Another four wickets to Arnav Yadav, and three for Will Hardy meant that Warringah were dismissed for 183. The run-chase never got going with the side dismissed 19 runs short of Warringah's total. This meant that Gold needed an outright win in the final round as well as other results to slide into 6th spot on the table. The outright victory was achieved thanks to a debut 5-fa for Charlie Cowan. Unfortunately, other results didn't go our way and Gold missed finals.

Two unbeaten hundred for Ben Crawford, and the consistent standout performances from the large Green Shield contingent present many positives from the Gold season. I am hopeful that the success of the Metro Gold season is the young talent that pushes strongly into Grade cricket over the coming years.

Finally some thanks to finish:

Greg Cade and Anand Karupiah – thank you for your support with the management of both Metro Cup sides this season, including filling both sides each week.

Tom Crawford – thank you for your support in leading the team this season.

Murray Creed - Thank you for all your efforts in preparing us throughout the year, the individual growth during the season is a testament to your hard work and skill as a coach.

Colin Robertson – Thank you for the constant effort to make our lives as players and captains easier. It was an incredibly difficult year with the management of the Metro Cup competition and your patience and commitment to us was unwavering

Henry Cain
CAPTAIN



METROPOLITAN CUP 2022/23 LADDER

THE TOXTETH

SPORTSWAVE METROPOLITAN CUP												
RANK	TEAM	P	W	L	LO	D	WKST LOST	RF	WKTS TAKEN	RA	POINTS	Q
1	RP Gold	15	9	2	0	3	92	2507	114	2252	60	1.38
2	Penrith	15	9	3	0	2	95	2490	110	2224	56	1.30
3	St George	15	6	3	0	5	80	1707	99	1581	55	1.34
4	Warringah	15	8	2	0	4	91	2195	93	2013	55	1.11
5	Gordon	15	8	3	0	3	57	2126	91	1786	54	1.90
6	Sydney Uni Blue	15	8	4	0	2	104	2284	124	2331	54	1.17
7	Sydney Uni Gold	15	6	4	0	4	75	2014	106	1687	51	1.69
8	RP Green	15	5	6	0	3	104	2835	102	2601	37	1.07
9	UNSW	15	5	5	0	4	82	2283	84	2391	36	0.98
10	North West Sydney Gold	15	4	4	1	5	97	1696	90	1914	32	0.82
11	Blacktown Mounties Black	15	2	7	1	4	108	1508	76	1936	20	0.55
12	North West Sydney Maroon	15	2	7	0	5	96	1715	63	1738	18	0.65
13	Blacktown Mounties Gold	15	2	7	2	3	102	1692	64	1671	17	0.64
14	Mosman	15	2	9	1	2	109	1846	100	2082	16	0.81
15	Georges River	15	1	4	2	7	90	1234	66	1925	13	0.47

Only the top 6 Teams progressed to Q/F Finals



Metro Gold Team



Ben Crawford

POIDEVIN-GRAY REPORT

THE SYDNEY UNIVERSITY POIDEVIN-GRAY SHIELD TEAM OF THE 2022/23 SEASON WAS A LARGELY INEXPERIENCED ONE. WITH ONLY A FEW HIGHER GRADE PLAYERS AT THE BEGINNING OF THE SEASON, IT WOULD HAVE BEEN EASY TO LIMIT EXPECTATIONS. HOWEVER, THIS WAS A TEAM FULL OF YOUNG PLAYERS HUNGRY TO GROW AND DEVELOP THEIR GAME.

This was encapsulated by Hugo Ikeda and Daniel Gauci making their first grade debuts and Shuvayu Banerjee, Dom Goddard and Darcy Manners earning second grade call ups throughout the season. The season served as a significant stepping stone for the development of the squad, setting the stage for a promising future.

Despite a mixed performance in the tournament, the team's two victories, including wins over Hawkesbury and Parramatta (on FDC Family Day), provided memorable highlights. Individual accomplishments, such as Hugo Ikeda's MVP award for his 10 wickets, Nick Everitt's 128* vs a strong Penrith bowling attack and Noah Bloch's 80 vs Bankstown in an almost match winning dig.

This side's growth was on full display in the final game of the season, a T20 vs eventual conference champions Parramatta. On FDC Family Day with a crowd building for the first grade game to follow, the boys rose to the occasion and hung on for an 11 run win.

Winning the toss and batting first, the platform was laid by captain Dan Gauci (49 off 49) and Dom Goddard (40 off 41) whose hard work in the limited overs format was duly rewarded. Some lusty hitting by Irishman, Theo Dempsey, and Jazz Rinka to close out the innings saw the Booklets reach 7/127.

Parramatta made a positive start to their innings and appeared to be in total control before Shuvayu Banerjee broke through clean bowling the main dangerman. An arm wrestle ensued and it took a clutch run out from fan favorite Jazz Rinka to give Uni the upper hand. It was then over to Hugo Ikeda to put the foot on the throat and his

3/24 essentially sealed the match. Parramatta had a faint hope in the last over when the first ball went sailing for six but Theo Dempsey held his nerve to close out the match.

A few shoutouts need to be made. Firstly, congratulations to Dan Gauci on a job well done as captain. Still in year 11 at school, he was thrown in the deep end and grew as a leader throughout the campaign.

He was ably supported by Caelan Maladay who was invaluable in providing on field guidance as well as showing his younger teammates the standards and expectations of a first grader.

We were lucky enough to have Theo join us from Ireland. Theo was a welcome addition who added to the culture of the side, contributed in all facets and drove the energy of the side.

Thanks must go to Colin for taking care of the administrative side of things and always making sure the team was fully equipped on game day.

Also, Murray Creed for his tireless work with these young players and being instrumental in their growth.

Whilst we lose a few key players next season there are still exciting times ahead for this team. There is plenty of talent in the players that remain and those that are joining. A push up the ladder for PGs is imminent.

Jack Hill
COACH



POIDEVIN-GRAY SHIELD 2022/23 LADDER



THUNDER CONFERENCE

RANK	TEAM	PLAYED	WON	DRAW	LOST	RF	OVERS FACED	RA	OVERS BOWLED	POINTS	NRR
1	Northern District	6	6	0	0	1051	166.2	758	180	25	2.107
2	Campbelltown Camden	6	4	0	1	719	128.2	708	149.2	19.5	0.861
3	Parramatta	6	4	0	1	812	152.5	719	154	19.5	0.644
4	Western Suburbs	6	3	0	3	822	157.3	1015	162.2	12	-1.033
5	Bankstown	6	2	0	4	955	171	989	170.3	12	-0.215
6	Blacktown Mounties	6	3	0	3	777	180	859	178.5	9	-0.486
7	Fairfield-Liverpool	6	2	0	3	764	149.1	765	127.1	6.5	-0.893
8	Sydney University	6	2	0	4	838	170	915	167.1	6	-0.544
9	Penrith	6	1	0	5	875	160	827	154.2	6	0.11
10	Hawkesbury	6	1	0	4	803	152.5	861	144.2	3.5	-0.711



Dom Goddard

A.W. GREEN SHIELD REPORT

THE 2022-23 SEASON WAS A DEMONSTRATION OF SOME SERIOUSLY GOOD CRICKET IN A CAMPAIGN THAT PROBABLY SAW A TALENTED GROUP UNDERACHIEVE IN TERMS OF OUTCOMES. THIS WAS ONE OF THE MOST ENJOYABLE TEAMS, WITH EVERY PLAYER CONTRIBUTING AND PLAYING FOR EACH OTHER, THAT I HAVE EVER BEEN INVOLVED IN. WHILE THERE WERE SOME NOTABLE STANDOUTS, EVERYONE INVOLVED, BOTH IN THE TEAM AND THE SUPPORT AROUND THE TEAM, HELPED THE PROGRAM IMPROVE ON PREVIOUS CAMPAIGNS WITH SIGNIFICANT PROGRESS MADE. IT IS THE TALENT GATEWAY TO THE GREAT SUCC.

This season's preseason was exceptional, with a trip to Newcastle being the most notable feature, a great experience for everyone involved. The scheduled games were, unfortunately, heavily affected by rain. When play was abandoned, we trained in some of Newcastle's great indoor facilities to get the most out of the trip, growing closer as a team in the process. The preseason ramped up after this, with training weaved into the grade program, taking advantage of SUCC's exceptional indoor and outdoor facilities. Fielding became a focal point of these trainings, understanding that fielding can be the difference between winning and losing games in a fiercely competitive tournament like the Green Shield. As a final part of our preseason, we took on UNSW in a practice game, winning and going into round 1 of our Green Shield campaign with confidence.

Round 1 against Randwick Petersham was an unfortunate start to the season, being sent into bat on a green seamer at Coogee Oval. Early wickets put us under pressure until we started to build some partnerships with notable performances from Riley Ingram with 33 (46), Will Hardy with 22 (60) and Mehrub Chowdhury with a fashionable

50 (54). We got to a respectable 9-186 from our 50 overs. We took the game deep, and Randwick managed to reach our total 6 down after 49 overs. Although we started our campaign with a loss, we weren't deterred but rather hungrier to perform as a team.

Round 2 against UNSW at home on the exquisite number 1 oval was quite the spectacle. UNSW posted an impressive 218, with Cooper Jones taking 4-39. Again, early wickets put us under pressure, however this time 2 people stood up in an epic display of partnership batting. Julian Ryan accumulated 119 runs (115) with 7 bombs and 8 fours. Will Hardy made 48* (88) absorbing pressure at the other end for Julian. UNSW crumbled under the might of this combination as we chased their total 6 down in the 45th over.

The Hawkesbury game was quite disappointing. Coming off a high against UNSW we confidently went into round 3. Batting first, we lost wickets at regular intervals and didn't build the match-winning partnership we desperately needed. We got rolled for 67 with only one score in double digits. Hawkesbury chased our score down quite comfortably, losing just one wicket. While this was a tough loss, we still had hope for the finals.

Our Green Shield side made the trek down to Raby Oval for round 4 against Campbelltown-Camden. A cohesive bowling performance from our attack, in particular, Mehrub, with an excellent 4-32 gave us 183 to chase. A change in the batting order brought Jack Bray up the order to open, and a second century for the team was brought up by Jack hitting 101 with 6 fours and 4 sixes, another example of good partnership batting with myself scoring 48*. We chased 1-183 in 29 overs, giving us a comprehensive win and a bonus point.

Electing to bowl first at Uni number 1 in round 5 against UTS proved fruitful, bowling them out for 143 with one of our young guns, Lachie Russel, taking a brilliant 5-30. Our chase was not ideal; losing early wickets once again and struggling to build a big partnership put us in trouble before a 35 from Mehrub, along with a well-crafted 35* for Josh Levitas brought us close to the total. We were eventually bowled out for 130 in a nail-biting finish. A common theme was starting to emerge; When we didn't build a big partnership and lost early wickets, we struggled to produce big scores.

For our next two games, I was unfortunately in Tasmania for U17 national rep duties, so vice-captain Lachlan Rail stepped up and did the job of captaining.

Round 6 against Eastern Suburbs was a tough game, chasing 238, with Jack Bray taking 4-32 as a standout. We fell short, scoring only 185, with Lachie Rail making 41 (69). Easts performed very well this game and we seemed to struggle again creating that big partnership while Easts managed to accumulate the match-winning partnership.

Still in the hunt for finals, Round 7 against Sutherland was a must-win to make it through. The Sharks posted 236 at University Number 1, with their top three scoring the bulk of the runs through big partnerships. We fell short once again getting bowled out for 167. Notably, Jack Bray made 49 (57) with some other contributions coming as well. Unfortunately, this marked the end of our 2022-23 campaign.

Obviously, a key theme throughout this competition was the lack of big partnerships, that are so important, and the bowling ability to break the big partnerships that the other teams made. There were, however, real positives with our fielding being a standout in every game I played. We took 7 runouts, from a variety of people showing just how proficient we were as a team, creating and taking chances, with the skills drilled into us in those preseason trainings.

I'd like to take this opportunity to thank Colin Robertson, Anand K., Henry Cain and Andrew Wilkinson. I speak on behalf of all the players and parents that we are so grateful for all the behind-the-scenes work that went into enabling us to play the game we love. The Green Shield Program just wouldn't be possible without the enthusiasm of you guys, it's safe to say the future of Green Shield at SUCC is in great hands. To my fellow players, I loved every minute of playing and training with you guys, and moving forward, I wish you the very best in your lives and cricketing journeys. Hopefully we can play again at SUCC together at some stage in the future. It would be great to repay the Club with some grade success whilst making lifelong friendships and memories. Lastly,

I'd like to leave you with one of my all-time favourite quotes:

"Losers focus on winners, winners focus on winning"
– Eric Thomas

In a competition like Green Shield with many big names, it's easy to get sucked into the idea of which superstar is on the other team when it just doesn't matter. Focusing on what you can control gives your team the best opportunity to win.

I'm very grateful to be given this opportunity to captain and to be part of the SUCC family, it's such a great club with a proud history and culture, and I look forward to being involved in the future.

Lukas Boorer
CAPTAIN



A.W. GREEN SHIELD 2022/23 LADDER



AW GREEN SHIELD											
RANK	TEAM	PLAYED	WON	DRAWN	LOST	RF	OVERS FACED	RA	OVERS BOWLED	POINTS	NRR
1	Mosman	7	6	0	1	1286	300.4	1046	349	40	1.28
2	Parramatta	7	6	0	1	1422	313.2	1047	342.3	39	1.481
3	Sutherland	7	5	1	1	1378	328	1214	350	33	0.732
4	Hawkesbury	7	5	0	2	980	270.5	921	339.2	32	0.904
5	Gordon	7	4	0	3	1264	311.4	1259	344	25	0.395
6	Manly Warringah	7	4	0	3	1361	320.4	1222	324	25	0.472
7	Eastern Suburbs	7	4	0	3	1643	350	1446	349.2	25	0.554
8	Randwick Petersham	7	4	0	2	1114	291.2	1178	292.3	25	-0.203
9	Sydney	7	4	0	3	1106	310	1067	315.2	25	0.184
10	UTS North Sydney	7	4	0	3	1147	349	1147	328.1	24	-0.208
11	St George	7	3	1	3	1297	349	1367	317.3	21	-0.589
12	Bankstown	7	3	0	4	1225	348.3	1220	321	19	-0.285
13	Blacktown Mounties	7	3	0	4	1205	324.2	1321	321.1	19	-0.397
14	Western Suburbs	7	3	0	4	994	306.2	1256	337.3	19	-0.476
15	Penrith	7	3	0	4	1094	340	1389	334	18	-0.941
16	Northern District	7	2	0	4	1157	300	1122	295	13	0.053
17	Sydney University	7	2	0	5	1137	324.1	1272	316.5	13	-0.507
18	Campbelltown Camden	7	1	0	6	1171	349.2	1196	284	6	-0.859
19	Fairfield-Liverpool	7	1	0	6	961	338	1147	303.4	6	-0.933
20	UNSW	7	1	0	6	1124	337.3	1229	297.5	6	-0.796

Lukas Boorer



Green Shield Julian Ryan

FULL CLUB STATISTICS



PLAYER NAME	BATTING								BOWLING							FIELDING		
	M	INN	AGG	NO	50	100	HS	AVG	O	W	M	R	5I	10M	AVG	BB	C	ST
Ansell, Lewis	14	13	204	3	-	-	42	20.40	126	17	27	360	-	-	21.17	2 for 19	3	
Arora, H	2	2	6	-	-	-	6	3.00	-	-	-	-	-	-	-	-	1	
Arvind, Saarangan	13	13	83	1	-	-	21	6.92	57.5	3	6	204	-	-	34.00	1 for 1	-	
Bajwa, Ali	2	1	7	-	-	-	7	7.00	12	3	3	18	-	-	6.00	2 for 4	-	
Banerjee, Shuv	20	13	75	8	-	-	20	15.00	155.5	20	9	619	-	-	30.95	3 for 8	-	
Barlow, George	13	12	192	2	-	-	36	19.20	160	23	24	544	-	-	23.65	3 for 34	3	
Barrett, Clancy	12	11	332	1	2	-	86*	33.20	-	-	-	-	-	-	-	-	2	
Bloch, Noah	7	6	225	-	2	-	80	37.50	-	-	-	-	-	-	-	-	2	
Boorer, Lukas	5	5	84	1	-	-	48*	21.00	-	-	-	-	-	-	-	-	4	1
Bray, Jack	14	16	488	-	2	1	101	30.50	71.2	16	9	220	-	-	13.75	4 for 32	11	
Brazel, Peter	12	11	101	-	-	-	32	9.22	62.3	10	5	230	-	-	23.00	4 for 41	-	
Butchart, Don	21	18	559	1	1	2	115	32.88	147.5	16	31	443	1	-	27.68	6 for 67	12	
Cade, Greg	13	6	40	4	-	-	21*	20.00	-	-	-	-	-	-	-	-	13	5
Cain, Henry	11	12	179	2	1	-	51	17.90	86.2	12	16	245	-	-	20.42	2 for 16	7	
Chan, James	9	7	101	-	-	-	28	14.43	-	-	-	-	-	-	-	-	10	2
Chowdhury, Mehruh Jan	14	13	290	2	1	-	50	26.36	117.1	16	12	446	-	-	27.87	4 for 32	5	
Clark, Henry	11	9	66	4	-	-	18*	13.20	119.1	15	26	326	-	-	21.73	3 for 28	4	
Clay, Charlie	10	9	159	4	-	-	40	31.80	106.5	26	24	302	1	-	11.62	5 for 13	4	
Coelho, Liam	13	13	144	-	-	-	45	11.08	-	-	-	-	-	-	-	-	3	
Collins, Sam	1	1	5	-	-	-	5	5.00	-	-	-	-	-	-	-	-	-	
Cotton, Mitchell	13	15	326	1	2	-	54	23.28	70.2	14	23	146	1	-	10.43	5 for 36	6	
Cowan, Ash	14	14	191	-	1	-	55	13.64	-	-	-	-	-	-	-	-	2	
Cowan, Charlie	1	-	-	-	-	-	-	-	7	5	-	17	1	-	3.40	5 for 12	-	
Crawford, Ben	10	12	467	4	1	2	142*	58.37	3	0	1	4	-	-	-	-	-	
Crawford, Tom	11	7	103	4	-	-	38*	34.33	119	15	23	318	-	-	21.20	4 for 40	5	
Cummins, Tim	25	22	388	5	2	-	53	25.75	-	-	-	-	-	-	-	-	31	8
Danne, Ryan	13	13	295	-	-	1	143	22.69	-	-	-	-	-	-	-	-	-	
Dempsey, Theo	15	13	128	6	-	-	28*	18.28	69.4	9	9	346	-	-	38.44	3 for 24	2	
Dilley, Brayden	12	12	250	-	1	-	56	20.83	-	-	-	-	-	-	-	-	3	
Drake, Ryan	6	5	21	3	-	-	9*	10.50	34.3	6	5	102	-	-	17.00	3 for 21	-	
Dummer, Charlie	13	13	389	-	3	-	67	29.91	-	-	-	-	-	-	-	-	2	
Dwivedi, A	1	1	0	-	-	-	0	0.00	2	0	1	14	-	-	-	-	-	
Everitt, Nicholas	11	11	202	1	-	1	128*	20.20	-	-	-	-	-	-	-	-	3	
Feenstra, Noah	10	9	182	2	-	-	37	26.00	-	-	-	-	-	-	-	-	9	3
Fernando, Minuka	9	8	46	1	-	-	15	6.56	2	1	-	10	-	-	10.00	1 for 10	8	
Flannigan, Luka	14	12	288	-	-	-	49	24.00	126.3	14	27	438	-	-	31.28	3 for 27	-	
Foreman, Tom	9	5	20	1	-	-	12	5.00	106	9	21	236	-	-	26.22	4 for 21	-	
Fraval, Hugo	16	13	87	3	-	-	19	8.70	139.1	18	25	357	-	-	19.87	4 for 26	-	
Fredriksson, Morris	11	10	163	-	1	-	51	16.30	-	-	-	-	-	-	-	-	9	1
Ganesh, Raveen	10	9	114	-	-	-	34	12.66	61.4	14	11	211	1	-	15.07	5 for 41	1	
Garland, Jack	5	6	59	1	-	-	36	11.80	4	0	-	8	-	-	-	-	1	
Gauci, Daniel	16	15	300	-	2	-	68	20.00	-	-	-	-	-	-	-	-	16	2
Gauci, Jordan	30	25	662	3	2	1	156	30.09	-	-	-	-	-	-	-	-	15	
Giruthatan, Varun	12	9	50	-	-	-	19	5.44	-	-	-	-	-	-	-	-	3	
Goddard, Dom	18	18	383	1	2	-	89	22.53	-	-	-	-	-	-	-	-	4	
Greaves, Rex	22	10	35	1	-	-	11	3.88	163.3	26	28	609	-	-	23.42	4 for 18	3	
Greenhill, A	4	7	107	1	-	-	47	17.83	2	1	-	5	-	-	5.00	1 for 5	2	
Gunsekera, Willis	7	9	145	1	1	-	51	18.12	62	10	10	214	-	-	21.40	2 for 31	-	
Haider, Danial	13	14	227	2	-	-	36	18.92	98.2	12	19	359	-	-	29.94	2 for 2	3	
Haider, Harris	11	9	96	6	-	-	34*	32.00	71.2	15	21	207	-	-	13.80	4 for 80	2	
Hardy, William	12	11	173	2	1	-	58	19.22	98.2	16	13	410	-	-	25.62	2 for 40	6	
Hawkes, A	1	1	11	-	-	-	11	11.00	-	-	-	-	-	-	-	-	2	
Hazard, Andrew	14	14	328	1	3	-	79	25.23	120.2	12	27	331	1	-	27.58	7 for 40	7	
Herbert, Evander	8	8	68	1	-	-	29	9.56	98.2	22	33	182	2	-	8.27	6 for 37	-	
Hill, Jack	14	14	367	2	1	-	81	33.40	0.4	0	5	-	-	-	-	-	7	
Hipwell, Rory	2	2	19	1	-	-	13*	19.00	12	3	-	68	-	-	22.66	2 for 53	-	

PLAYER NAME	BATTING								BOWLING						FIELDING			
	M	INN	AGG	NO	50	100	HS	AVG	O	W	M	R	5I	10M	AVG	BB	C	ST
Holloway, Dugald	4	1	18	-	-	-	18	18.00	35	2	4	124	-	-	62.00	1 for 23	-	
Hope, Max	22	21	505	2	2	1	117	26.57	121.4	9	10	384	1	-	42.66	6 for 16	17	
Howley, Finn	4	5	46	-	-	-	27	9.20	-	-	-	-	-	-	-	-	-	
Hunter, Dylan	18	17	536	1	5	1	120	33.50	57	15	4	253	-	-	16.87	4 for 24	3	
Ikeda, Hugo	24	15	34	7	-	-	8	4.25	206.2	46	34	679	1	-	14.76	6 for 32	4	
Ingram, Riley	7	6	78	-	-	-	33	13.00	30	2	9	66	-	-	33.00	1 for 29	1	
Jayakody, N	4	3	25	-	-	-	22	8.33	9	2	1	43	-	-	21.50	2 for 16	-	
Jones, Cooper	19	10	59	5	-	-	26*	11.80	116	29	20	372	1	-	12.82	7 for 31	1	
Joshi, Rohan	11	13	201	2	-	-	38	18.27	-	-	-	-	-	-	-	-	2	
Kalia, Pranav	7	7	249	1	-	1	137	41.50	15	3	3	44	-	-	14.66	2 for 19	3	
Kathararachichi, S	7	9	182	-	-	-	47	20.22	-	-	-	-	-	-	-	-	3	
Kerr, Hayden	11	11	352	2	3	-	79*	39.11	93	15	21	269	2	-	17.93	7 for 103	7	
Larkin, Nick	21	21	883	3	4	3	183	49.06	-	-	-	-	-	-	-	-	10	
Lawson, Jack	11	11	155	-	-	-	33	14.09	73.4	9	4	330	-	-	36.66	2 for 32	3	
Lee-Young, Oli	8	9	239	2	2	-	83	34.14	16	3	2	62	-	-	20.66	2 for 46	3	
Leong, A	2	1	0	1	-	-	0*	-	10	0	1	31	-	-	-	-	-	
Levitas, Joshua	5	5	72	1	-	-	35*	18.00	-	-	-	-	-	-	-	-	-	2
Litchfield, Charles	22	19	396	1	3	-	89	22.00	5	1	-	16	-	-	16.00	1 for 15	4	
Lynch, Thomas	10	9	115	2	-	-	56	16.42	23.3	2	1	91	-	-	45.50	2 for 39	-	
Maharaj, Avijay	20	19	350	1	1	-	83	19.44	-	-	-	-	-	-	-	-	1	1
Maladay, Caelan	36	25	202	4	-	-	36*	9.62	324	51	59	1198	1	-	23.49	5 for 15	16	
Malone, Devlin	29	20	182	6	-	-	32*	13.00	444.2	68	67	1337	3	-	19.66	6 for 42	6	
Manners, Darcy	20	14	32	6	-	-	11	4.00	141.2	27	19	500	1	-	18.52	5 for 39	-	
Manson-Lill, Jack	14	9	32	3	-	-	7*	5.33	115.1	19	21	376	-	-	19.78	4 for 80	-	
McElduff, Ryan	30	27	515	7	2	-	53	25.75	112.5	16	14	523	-	-	32.69	3 for 22	6	
McMahon, Lewis	11	6	33	4	-	-	15*	16.50	126.1	21	27	367	1	-	17.47	5 for 20	2	
Miles, Murray	9	6	40	2	-	-	21*	10.00	73.1	10	11	203	-	-	20.30	3 for 23	1	
Miles, R	2	2	2	1	-	-	1	2.00	3	1	-	11	-	-	11.00	1 for 11	-	
Mortimer, D	27	25	728	4	7	-	91	34.67	2	0	-	9	-	-	-	-	-	
Nakib, Rafiul	12	7	21	1	-	-	12*	3.50	73	6	17	232	-	-	38.67	2 for 16	2	
Powys, Matthew	9	9	206	-	-	-	49	22.89	-	-	-	-	-	-	-	-	8	
Rail, Lachlan	7	5	90	-	-	-	41	18.00	-	-	-	-	-	-	-	-	2	
Rinka, Jazz	19	17	146	-	-	-	33	8.58	78.4	19	9	357	-	-	18.78	4 for 24	-	
Roussos, Chris	15	16	179	2	-	-	41	12.78	-	-	-	-	-	-	-	-	4	
Royal, Harry	6	-	-	-	-	-	-	-	27	3	4	83	-	-	27.66	2 for 5	-	
Russell, Lachlan	9	9	93	1	-	-	41	11.62	66.4	12	5	257	1	-	21.42	5 for 30	4	
Ryan, Julian	8	8	221	1	1	1	119	31.57	-	-	-	-	-	-	-	-	-	
Saeed, Azhar	5	5	64	-	-	-	42	12.80	-	-	-	-	-	-	-	-	2	
Saeed, D	6	5	65	-	1	-	56	13.00	-	-	-	-	-	-	-	-	3	
Schmude, Oliver	2	3	6	1	-	-	6*	3.00	-	-	-	-	-	-	-	-	-	
Scott, L	8	4	10	3	-	-	10*	10.00	80	6	19	204	-	-	34.00	3 for 28	2	
Sharma, Prakash	12	10	149	3	-	-	49	21.28	124.2	15	24	385	1	-	25.66	5 for 25	-	
Sharma, Raj	10	11	124	4	-	-	26*	17.71	39	3	5	119	-	-	39.66	1 for 10	6	
Sharma, S	2	3	26	1	-	-	12*	13.00	3	0	-	12	-	-	-	-	-	
Sheth, Parin	8	10	157	-	-	-	39	15.70	21.2	3	3	112	-	-	37.33	3 for 49	3	
Siwach, A	5	5	99	-	-	-	49	19.80	5	0	-	23	-	-	-	-	-	
Snyman, Henry	6	6	149	-	2	-	74	24.83	13	2	2	54	-	-	27.00	2 for 31	-	
Storey, Hayden	18	17	483	-	2	1	167	28.41	2	0	-	7	-	-	-	-	16	1
Tanner, Nivek	7	7	57	-	-	-	31	8.14	-	-	-	-	-	-	-	-	-	
Tate, Kieran	29	14	35	7	-	-	9*	5.00	312	41	80	1003	-	-	24.46	3 for 18	6	
Toyer, Josh	12	12	204	2	-	-	39	20.40	87.2	15	9	387	-	-	25.80	3 for 21	3	
Varatharajah, R	12	11	134	1	-	-	30	13.40	82.3	11	18	243	-	-	22.09	3 for 38	1	
Veeravalli, S	2	-	-	-	-	-	-	-	47	8	22	51	-	-	6.37	4 for 22	2	
Veitch, James	2	2	30	-	-	-	17	15.00	3	0	-	30	-	-	-	-	1	
Wadhera, Shivham	5	3	19	-	-	-	12	6.33	50	9	8	140	-	-	15.55	3 for 41	-	
Wikramanayake, Ravi	15	14	391	1	2	1	108	30.07	-	-	-	-	-	-	-	-	-	
Wilkinson, Andrew	13	11	308	-	2	-	74	28.00	129.5	16	33	338	-	-	21.12	3 for 29	2	
Wright-Smith, Ben	6	5	102	-	1	-	65	20.40	62	10	17	147	1	-	14.70	5 for 16	1	
Yadav, Arnab	18	12	105	4	-	-	19*	13.12	202.4	39	31	597	1	-	15.31	6 for 17	8	
Zannino, Oli	12	11	295	-	3	-	87	26.82	-	-	-	-	-	-	-	-	13	1
Zhang-Langley, Flinders	11	7	37	3	-	-	24*	9.25	77.2	18	26	184	-	-	10.22	5 for 22	-	

	PLAYER	RUNS	GRADE	ROUND	OPPOSITION
1	Nick Larkin	183	1st	5	Gordon
2	Hayden Storey	167	2nd	4	Western Suburbs
3	Jordan Gauci	156	1st	12	Blacktown
4	Ryan Danne	143	2nd	3	Penrith
5	Ben Crawford	142*	M	4	Randwick-Petersham
6	Pranav Kalia	137	M	9	Bankstown
7	Nick Everitt	128*	PG	5	Penrith
8	Julian Ryan	119	AWG	2	UNSW
9	Max Hope	117	2nd	6	Randwick-Petersham
10	Don Butchart	115	1st	12	Blacktown
11	Ben Crawford	112*	M	6	Randwick-Petersham
12	Nick Larkin	108	1st LO	QF	St George
13	Ravi Wikramanayake	108	2nd	14	Eastern Suburbs
14	Nick Larkin	106	1st LO	GF	Northern District
15	Don Butchart	103*	2nd	10	St George
16	Jack Bray	101	AWG	4	Campbelltown-Camden

FIVE WICKETS

	PLAYER	FIGURES	GRADE	ROUND	OPPOSITION
1	Cooper Jones	7 for 31	5th	4	Western Suburbs
2	Andrew Hazard	7 for 40	2nd	11	North Sydney
3	Hayden Kerr	7 for 103	1st	GF	Parramatta
4	Max Hope	6 for 16	1st L/O	SF	UNSW
5	Arnav Yadav	6 for 17	M	9	Penrith
6	Hugo Ikeda	6 for 32	2nd	6	Randwick-Petersham
7	Evander Herbert	6 for 37	M	15	Gordon
8	Evander Herbert	6 for 41	M	12	Georges River
9	Devlin Malone	6 for 42	1st	2	UNSW
10	Don Butchart	6 for 67	2nd	4	Western Suburbs
11	Devlin Malone	6 for 93	1st	4	Western Suburbs
12	Charlie Cowan	5 for 12	M	13	Georges River
13	Charlie Clay	5 for 13	M	5	Blacktown
14	Caelan Maladay	5 for 15	1st	11	North Sydney
15	Ben Wright-Smith	5 for 16	5th	6	Randwick-Petersham
16	Lewis McMahon	5 for 20	3rd	7	Fairfield-Liverpool
17	Flinders Zhang-Langley	5 for 22	M	6	Blacktown
18	Prakhar Sharma	5 for 25	2nd	13	Sydney
19	Hayden Kerr	5 for 30	1st	SF	Manly
20	Lachlan Russell	5 for 30	AWG	5	North Sydney
21	Mitchell Cotton	5 for 36	5th	14	Eastern Suburbs
22	Darcy Manners	5 for 39	3rd	6	Randwick-Petersham
23	Raveen Ganesh	5 for 41	4th	5	Gordon

FIRST GRADE STATISTICS



PLAYER NAME	BATTING								BOWLING							FIELDING		
	M	INN	AGG	NO	50	100	HS	AVG	O	W	M	R	5I	10M	AVG	BB	C	ST
Nick Larkin	21	21	883	3	4	3	183	49.06										10
Damien Mortimer	27	25	728	4	7	-	91	34.67	2	0	-	9	-	-	-	-		6
Jordan Gauci	30	25	662	3	2	1	156	30.09										15
Dylan Hunter	18	17	536	1	5	1	120	33.50	57	15	4	253	-	-	16.87	4 for 25		3
Ryan McElduff	30	27	515	7	2	-	53	25.75	112.5	16	14	523	-	-	32.69	3 for 22		6
Tim Cummins	25	22	388	5	2	-	62*	22.82										31 8
Hayden Kerr	11	11	352	2	3	-	79*	39.11	93	15	21	269	2	-	17.93	7 for 103		7
Don Butchart	12	9	246	-	-	1	115	27.33	34	2	6	125	-	-	62.50	1 for 24		8
Max Hope	13	12	202	2	1	-	52	20.20	51	6	2	162	1	-	27.00	6 for 16		12
Devlin Malone	29	20	182	6	-	-	32*	13.00	444.2	68	67	1337	3	-	19.66	6 for 42		6
Charles Litchfield	18	15	170	1	-	-	26	12.14										4
Caelan Maladay	30	19	168	4	-	-	36*	11.33	290.3	43	58	1054	1	-	24.51	5 for 15		15
Charlie Dummer	4	4	59	-	-	-	28	14.75										-
Oli Zannino	4	3	39	-	-	-	22	13.00										3
Kieran Tate	29	14	35	7	-	-	9*	5.00	312	41	80	1003	-	-	24.46	3 for 18		6
Hayden Storey	4	3	22	-	-	-	20	7.33										-
Rex Greaves	14	5	22	-	-	-	10	4.40	84.3	11	16	311	-	-	28.27	2 for 33		1
Dugald Holloway	4	1	18	-	-	-	18	18.00	35	2	4	124	-	-	62	1 for 23		-
Ryan Danne	4	4	16	-	-	-	11	4.00										-
Hugo Ikeda	10	5	6	2	-	-	3*	2.00	69	19	12	258	-	-	13.58	4 for 20		4
Daniel Gauci	1	1	1	1	-	-	1*	0										2
Jack Hill	1	-	-	-	-	-	-	-										

SECOND GRADE STATISTICS



PLAYER NAME	BATTING								BOWLING							FIELDING		
	M	INN	AGG	NO	50	100	HS	AVG	O	W	M	R	5I	10M	AVG	BB	C	ST
Hayden Storey	14	14	461	-	2	1	167	32.9	2	0	-	7	-	-	-	-	16	1
Jack Hill	13	13	367	2	1	-	81	33.4	0.4	0	-	5	-	-	-	-	7	
Ravi Wikramanayake	14	13	318	1	1	1	108	26.5									-	
Don Butchart	9	9	313	1	1	1	103*	39.1	113.5	14	25	318	1	-	22.7	6 for 67	4	
Max Hope	9	9	303	-	1	1	117	33.7	70.4	3	8	222	-	-	74.0	2 for 29	5	
Charlie Dummer	8	8	286	-	3	-	67	35.8									2	
Ryan Danne	9	9	279	-	-	1	143	31.0	-	-	-	-	-	-	-	-	-	
Andrew Hazard	10	10	228	1	2	-	65	25.3	71.2	10	22	198	1	-	19.8	7 for 40	3	
Charles Litchfield	4	4	226	-	3	-	89	56.5	5	1	-	16	-	-	16.0	1 for 15	-	
George Barlow	13	12	192	2	-	-	36	19.2	160	23	24	544	-	-	23.7	3 for 34	3	
Daniel Gauci	9	9	153	-	1	-	51	17.0	-	-	-	-	-	-	-	-	13	
Peter Brazel	5	5	84	-	-	-	32	16.8	43	5	5	149	-	-	29.8	2 for 20	-	
Henry Clark	10	8	61	3	-	-	18*	12.2	108.1	14	25	293	-	-	20.9	3 for 28	4	
Dom Goddard	3	3	51	-	-	-	37	17.0	-	-	-	-	-	-	-	-	2	
Theo Dempsey	4	3	36	1	-	-	28*	18.0	13	1	1	53	-	-	53.0	1 for 35	-	
Oli Zannino	2	2	31	-	-	-	23	15.5	-	-	-	-	-	-	-	-	3	
Hugo Ikeda	8	8	25	4	-	-	8	6.3	108.2	17	22	269	1	-	15.8	6 for 32	-	
Prakash Sharma	4	2	20	-	-	-	20	10.0	43	6	7	122	1	-	20.3	5 for 25	-	
Rory Hipwell	2	2	19	1	-	-	13*	19.0	12	3	-	68	-	-	22.3	2 for 53	-	
Rex Greaves	8	5	13	1			11	3.8	79	15	12	298	-	-	19.9	4 for 18	2	
Lewis McMahon	6	2	12	2	-	-	12*	-	76	11	15	230	-	-	20.9	4 for 64	1	
Shuv Banerjee	1	1	0	1	-	-	0*	-	15	0	2	35	-	-	-	-	-	
Luka Flannigan	2	-	-	-	-	-	-	-	14.3	2	2	56	-	-	28.0	1 for 28	-	
Darcy Manners	1	-	-	-	-	-	-	-	3	0	-	19	-	-	-	-	-	

THIRD GRADE STATISTICS



PLAYER NAME	BATTING								BOWLING							FIELDING		
	M	INN	AGG	NO	50	100	HS	AVG	O	W	M	R	5I	10M	AVG	BB	C	ST
Luka Flannigan	12	12	288	-	-	-	49	24.00	112	12	25	382	-	-	31.83	3 for 27		
Oli Zannino	6	6	225	-	3	-	87	37.50	-	-	-	-	-	-	-	-	7	1
Matthew Powys	9	9	206	-	-	-	49	22.89	-	-	-	-	-	-	-	-	8	
Brayden Dilley	9	9	205	-	1	-	56	22.78	-	-	-	-	-	-	-	-	3	
Josh Toyer	12	12	204	2	-	-	39	20.40	87.2	15	9	387	-	-	25.80	3 for 21	3	
Clancy Barrett	7	7	185	-	1	-	57	26.43	-	-	-	-	-	-	-	-	-	
Dom Goddard	9	9	176	1	1	-	53	22.00	-	-	-	-	-	-	-	-	-	
Prakash Sharma	7	7	117	2	-	-	49	23.40	76.2	9	17	238	-	-	26.44	2 for 11		
Andrew Hazard	4	4	100	-	1	-	79	25.00	49	2	5	133	-	-	66.50	2 for 26	4	
Ravi Wikramanayake	1	1	73	-	1	-	73	73.00										
Chris Roussos	5	5	73	-	-	-	32	14.60	-	-	-	-	-	-	-	-	4	
Thomas Lynch	5	5	72	1	1	-	56	18.00	14.3	2	-	59	-	-	29.50	2 for 39		
Henry Snyman	3	3	63	-	1	-	57	21.00	3	0	-	14	-	-	-	-	-	
Shuv Banerjee	10	8	62	5	-	-	20	20.66	74.5	7	11	267	-	-	38.14	3 for 8	-	
Charlie Dummer	1	1	44	-	-	-	44	44.00	-	-	-	-	-	-	-	-	-	
Jack Lawson	4	4	37	-	-	-	16	9.25	23	2	1	134	-	-	67.00	2 for 58	-	
Nicholas Everitt	5	5	25	-	-	-	10	5.00	-	-	-	-	-	-	-	-	1	
Lewis McMahon	4	3	21	1	-	-	15*	10.50	39.1	9	6	128	1	-	14.22	5 for 20	1	
Shivham Wadhwa	3	3	19	-	-	-	12	6.33	33	7	3	111	-	-	15.86	3 for 41	-	
Darcy Manners	10	8	17	3	-	-	11	3.40	91.2	16	13	315	1	-	19.69	5 for 39	-	
Liam Coelho	1	1	15	-	-	-	15	15.00	-	-	-	-	-	-	-	-	-	
Jazz Rinka	2	1	13	-	-	-	13	13.00	3	0	-	23	-	-	-	-	0	
Peter Brazel	3	2	9	-	-	-	9	4.50	19.3	5	-	81	-	-	16.20	4 for 41	-	
Theo Dempsey	4	3	7	-	-	-	7	2.33	30.4	1	7	112	-	-	112.00	1 for 42	-	
Henry Clark	1	1	5	1	-	-	5*	-	11	1	1	33	-	-	33.00	1 for 33	1	
Andrew Wilkinson	2	1	4	-	-	-	4	4.00	19	3	4	58	-	-	19.33	2 for 37	-	
Lewis Ansell	2	-	-	-	-	-	-	-	20	4	-	71	-	-	17.75	2 for 25		
Nivek Tanner	2	2	0	-	-	-	0	0										

FOURTH GRADE STATISTICS



PLAYER NAME	BATTING								BOWLING								FIELDING	
	M	INN	AGG	NO	50	100	HS	AVG	O	W	M	R	5I	10M	AVG	BB	C	ST
Andrew Wilkinson	10	10	304	-	2	-	74	30.40	101.5	13	28	238	-	-	18.31	3 for 29		
Lewis Ansell	12	13	204	3	-	-	42	20.40	106	13	27	289	-	-	22.23	2 for 19	7	1
Ash Cowan	14	14	191	-	1	-	55	13.64	-	-	-	-	-	-	-	-	8	
Morris Fredriksson	8	7	146	-	1	-	51	20.86	-	-	-	-	-	-	-	-	3	
Liam Coeltho	12	12	129	-	-	-	45	10.75									3	
Jack Lawson	7	7	118	1	-	-	36	19.66	50.4	7	3	196	-	-	28.00	2 for 32	-	
Jazz Rinka	12	10	99	-	-	-	33	9.90	40.3	10	7	173	-	-	17.30	4 for 24	-	
Dom Goddard	1	1	89	-	1	-	89	89.00										
Henry Snyman	3	3	86	-	1	-	74	28.66	11	2	2	40	-	-	20.00	2 for 31	4	
Clancy Barrett	4	3	61	-	-	-	35	20.33	-	-	-	-	-	-	-	-		
Hugo Fraval	12	10	61	3	-	-	16	8.71	110.1	12	17	275	-	-	22.92	2 for 21	4	
Nivek Tanner	5	5	57	-	-	-	31	11.40										
Raveen Ganesh	8	7	48	-	-	-	27	6.86	40.4	12	10	150	1	-	12.50	5 for 41	-	
Brayden Dilley	3	3	45	-	-	-	24	15.00									-	
Chris Roussos	6	7	40	1	-	-	22*	6.66									-	
Flinders Zhang-Langley	6	6	37	3	-	-	24*	12.33	25	4	8	80	-	-	20.00	3 for 7	-	
Noah Bloch	2	1	36	-	-	-	36	36.00									1	
Mitchell Cotton	1	1	30	-	-	-	30	30.00									1	
Thomas Lynch	4	3	22	-	-	-	14	7.33	4	0	1	11	-	-	-	-	-	
James Chan	2	2	16	-	-	-	14	8.00									-	
Theo Dempsey	1	1	14	1	-	-	14	-	7	0	1	31	-	-	-	-	-	
Jack Manson-Lill	7	4	13	2	-	-	7*	6.50	34.5	5	7	153	-	-	30.60	2 for 57	0	
Prakash Sharma	1	1	12	-	-	-	12	12.00	5	0	-	25	-	-	-	-	-	
Oli Lee-Young	1	1	11	-	-	-	11	11.00									-	
Darcy Manners	3	2	6	1	-	-	3*	6.00	29	5	6	73	-	-	14.60	2 for 23	1	
Oliver Schmude	1	2	6	1	-	-	6*	6.00									-	
Saarangan Arvid	3	2	6	-	-	-	6	3.00	12	1	1	41	-	-	41.00	1 for 19		
Shuv Banerjee	3	2	6	-	-	-	4	3.00	34	4	-	125	-	-	31.25	3 for 47		
Peter Brazel	2	2	6	-	-	-	6	3.00										
Ben Crawford	1	1	3	-	-	-	3	3.00										
Avijay Maharaj	1	1	1	-	-	-	1	1.00										
Ali Bajwa	1	-	-	-	-	-	-	-	4	2	2	4	-	-	2.00	2 for 4		
Lewis McMahon	1	1	0	1	-	-	0*	-	11	1	6	9	-	-	9.00	1 for 9		
Shivham Wadhwa	1	-	-	-	-	-	-	-	10	0	3	18	-	-	-	-		

FIFTH GRADE STATISTICS

PLAYER NAME	BATTING								BOWLING						FIELDING			
	M	INN	AGG	NO	50	100	HS	AVG	O	W	M	R	5I	10M	AVG	BB	C	ST
Mitchell Cotton	12	14	296	1	2	-	54	22.77	70.2	14	23	146	1	-	10.43	5 for 36	6	
Oli Lee-Young	5	6	137	2	1	-	75*	34.25	-	-	-	-	-	-	-	-	-	-
R Varatharajah	10	10	125	1	-	-	30	13.89	67	7	18	178	-	-	25.43	3 for 49	1	
Avijay Maharaj	7	7	122	-	-	-	28	17.43	-	-	-	-	-	-	-	-	1	1
Clancy Barrett	1	1	86	1	1	-	86*	-	-	-	-	-	-	-	-	-	-	-
James Chan	7	5	85	-	-	-	28	17.00	-	-	-	-	-	-	-	-	7	2
Saarangan Arvind	10	11	77	1	-	-	21	7.70	45.5	2	5	163	-	-	81.50	1 for 1		
Pranav Kalia	5	5	76	1	-	-	41*	19.00										
Raj Sharma	4	6	72	1	-	-	26*	14.40	9	1	2	18	-	-	18.00	1 for 10		
Raveen Ganesh	2	2	66	-	-	-	34	33.00	21	2	1	61	-	-	30.50	1 for 27		
Parin Sheth	3	5	65	-	-	-	33	13.00	1	0	-	7	-	-	-	-		
Noah Bloch	1	1	56	-	1	-	56	56.00										
Arnav Yadav	6	6	51	3	-	-	19*	17.00	69.3	9	6	219	-	-	24.33	2 for 20		
Jack Bray	2	2	46	-	-	-	46	23.00	2	1	1	9	-	-	9.00	1 for 9		
Finn Howley	4	5	46	-	-	-	27	9.20										
Murray Miles	6	6	40	2	-	-	21*	10.00	55	9	11	128	-	-	14.22	3 for 23		
Danial Haider	2	3	37	-	-	-	29	12.33	4.2	2	2	2	-	-	1.00	2 for 2		
Willis Gunesequera	2	3	34	-	-	-	30	11.33	8	1	3	12	-	-	12.00	1 for 2		
Evander Herbert	6	6	34	1	-	-	15	6.80	45	7	10	101	-	-	14.43	2 for 16		
Noah Feenstra	1	1	26	-	-	-	26	26.00										
H Haider	2	1	22	1	-	-	22*	-										
Thomas Lynch	1	1	21	1	-	-	21*	-	5	0	-	21	-	-	-	-		
Ryan Drake	5	5	21	3	-	-	9*	10.50	34.3	6	5	102	-	-	17.00	3 for 21		
Hugo Fraval	2	2	19	-	-	-	19	9.50	23	4	8	46	-	-	11.50	4 for 26		
Jack Manson-Lill	7	5	19	1	-	-	7	4.75	80.2	14	14	223	-	-	15.93	4 for 80		
James Veitch	1	1	17	-	-	-	17	17.00										
Mehrub Chowdhury	1	1	9	-	-	-	9	9.00	8	0	-	46	-	-	-	-		
Jazz Rinka	1	1	8	-	-	-	8	8.00	15	5	2	37	-	-	7.4	4 for 32		
Julian Ryan	1	1	8	-	-	-	8	8.00										
A Bajwa	1	1	7	-	-	-	7	7.00	8	1	1	14	-	-	14	1 for 14		
Tom Foreman	3	2	7	1	-	-	5*	7.00	29	2	5	58	-	-	29	1 for 11		
Cooper Jones	6	3	2	2	-	-	2	2.00	50.5	13	9	160	1	-	12.31	7 for 31		
Peter Brazel	2	2	2	-	-	-	2	1.00										
R Nakib	1	-	-	-	-	-	-	-	2	0	1	3	-	-	-	-		
Andrew Wilkinson	1	-	-	-	-	-	-	-	9	0	1	42	-	-	-	-		
Shivham Wadhwa	1	-	-	-	-	-	-	-	7	2	2	11	-	-	5.5	2 for 11		
Henry Cain	1	1	0	-	-	-	0	0.00	11	2	2	29	-	-	14.5	2 for 29		
William Hardy	1	1	0	-	-	-	0	0.00	10	2	2	40	-	-	20	2 for 40		
Flinders Zhang-Langley	3	1	0	-	-	-	0	0.00	24.5	6	8	62	-	-	10.33	3 for 30		
Ben Wright-Smith	2	1	0	-	-	-	0	0.00	19	5	4	31	1	-	6.2	5 for 16		
Rohan Joshi	2	2	0	-	-	-	0	0.00										
Oliver Schmude	1	1	0	-	-	-	0											

METROPOLITAN CUP STATISTICS

PLAYER NAME	BATTING								BOWLING							FIELDING		
	M	INN	AGG	NO	50	100	HS	AVG	O	W	M	R	SI	10M	AVG	BB	C	ST
Arora, H	2	2	6	-	-	-	6	3.00									1	
Bray, Jack	5	7	250	-	2	-	68	35.71	23.3	7	4	49	-	-	7.00	4 for 37	6	
Cade, Greg	13	6	40	4	-	-	21*	20.00									13	5
Cain, Henry	10	11	179	2	1	-	51	19.88	75.2	10	14	216	-	-	21.60	2 for 16	7	
Chowdhury, Mehrub	6	6	151	1	-	-	43	30.20	54.3	9	7	179	-	-	19.89	3 for 46	3	
Clay, Charlie	10	9	159	4	-	-	40	31.80	106.5	26	24	302	1	-	11.62	5 for 13	4	
Collins, S	1	1	5	-	-	-	5	5.00										
Cowan, Charlie	1	-	-	-	-	-	-	-	7	5	-	17	1	-	3.40	5 for 12	-	
Crawford, Ben	9	11	464	4	1	2	142*	92.80	3	0	1	4	-	-	-	-	5	
Crawford, Tom	11	7	103	4	-	-	38*	34.33	119	15	23	318	-	-	21.20	4 for 40	5	
Dwivedi, A	1	1	0	-	-	-	0	0.00	2	0	1	14	-	-	-	-		
Drake, Ryan	1	-	-	-	-	-	-	-	-	-	-	-	-	-	-	-	-	
Feenstra, Noah	4	4	106	1	-	-	37	35.33									4	
Fernando, M	9	8	46	1	-	-	15	6.56	2	1	-	10	-	-	10.00	1 for 10	8	
Foreman, Thomas	6	3	13	-	-	-	12	4.33	77	7	16	178	-	-	25.42	4 for 21	-	
Garland, J	5	6	59	1	-	-	36	11.80	4	0	-	8	-	-	-	-	1	
Giruthuran, V	12	9	50	-	-	-	19	5.44									3	
Greenhill, A	4	7	107	1	-	-	47	17.83	2	1	-	5	-	-	5.00	1 for 5	2	
Gunsekera, Willis	5	6	111	1	1	-	51	22.20	54	9	7	202	-	-	22.44	2 for 31		
Haider, Danial	11	11	190	2	-	-	36	21.11	94	10	17	357	-	-	35.70	2 for 21	2	
Haider, Harris	9	8	74	5	-	-	34*	24.66	71.2	15	21	207	-	-	13.80	4 for 8	2	
Hardy, Will	4	3	74	1	1	-	58	37.00	30	7	4	119	-	-	17.00	1 for 28	3	
Hawkes, A	1	1	11	-	-	-	11	11.00	-	-	-	-	-	-	-	-	2	
Herbert, Evander	2	2	34	-	-	-	29	17.00	53.2	15	23	81	2	-	5.40	6 for 37	-	
Howley, Finn	6	6	184	-	1	-	71	30.66	7	0	-	31	-	-	-	-	5	
Ingram, Riley	2	2	29	-	-	-	27	14.50	27	2	9	52	-	-	26.00	1 for 29	1	
Jayakody, N	4	3	25	-	-	-	22	8.33	9	2	1	43	-	-	21.50	2 for 16	-	
Jones, Cooper	6	3	42	1	-	-	26*	21.00	37	9	10	176	-	-	19.55	4 for 22	-	
Joshi, Rohan	9	11	201	2	-	-	38	22.33									2	
Kalia, Pravan	2	2	173	-	-	1	137	86.50	15	3	3	44	-	-	14.66	2 for 19	2	
Kathararachichi, S	7	9	182	-	-	-	47	20.22									3	
Lee-Young, Oliver	2	2	91	-	1	-	83	45.50	16	3	2	62	-	-	20.66	2 for 46	3	
Leong, A	2	1	0	1	-	-	0*	-	10	0	1	31	-	-	-	-	-	
Levitas, Josh	2	2	2	-	-	-	1	1.00									1	
Maharaj, Avijay	6	6	207	1	1	-	83	41.40										
Miles, Murray	3	-	-	-	-	-	-	-	18.5	1	-	75	-	-	75.00	1 for 34	1	
Miles, R	2	2	2	1	-	-	1	2.00	3	1	-	11	-	-	11.00	1 for 11		
Morrish, J	3	2	2	-	-	-	1	1.00										
Nakib, R	11	7	21	1	-	-	12*	3.50	71	6	16	229	-	-	38.17	2 for 16	2	
Russell, Lachlan	3	4	57	-	-	-	41	14.25	31	2	2	112	-	-	56.00	1 for 24	1	
Ryan, Julian	1	1	66	-	1	-	66	66.00										
Saeed, D	6	5	65	-	1	-	56	13.00									3	
Scott, L	8	4	10	3	-	-	10*	10.00	80	6	19	204	-	-	34.00	3 for 28	2	
Sharma, Raj	2	3	52	3	-	-	24*	-	13	1	3	29	-	-	29.00	1 for 29		
Sharma, S	2	3	26	1	-	-	12*	13.00	3	0	-	12	-	-	-	-	-	
Sheth, Parin	5	5	92	-	-	-	39	18.40	20.2	3	3	105	-	-	35.00	3 for 49	3	
Siwach, A	5	5	99	-	-	-	49	19.80	5	0	-	23	-	-	-	-	5	
Varatharajah, R	2	1	9	-	-	-	9	9.00	15.3	4	-	65	-	-	16.25	3 for 38		
Veeravalli, S	2	-	-	-	-	-	-	-	47	8	22	51	-	-	6.37	4 for 22	2	
Veitch, James	1	1	13	-	-	-	13	13.00	3	0	-	30	-	-	-	-	1	
Wright-Smith, Ben	4	4	102	-	1	-	65	25.50	43	5	9	85	-	-	17.00	2 for 15	1	
Yadav, Arnav	6	2	21	-	-	-	11	10.50	96.1	26	24	215	-	-	8.27	6 for 17	8	
Zhang-Langley, Flinders	2	-	-	-	-	-	-	-	27.3	8	10	42	1	-	5.25	5 for 22	-	

POIDEVIN-GRAY SHIELD STATISTICS

THE TOXTETH

PLAYER NAME	BATTING								BOWLING						FIELDING			
	M	INN	AGG	NO	50	100	HS	AVG	O	W	M	R	5I	10M	AVG	BB	C	ST
Nicholas Everitt	6	6	177	1	-	1	128*	35.40	-	-	-	-	-	-	-	-	2	
Daniel Gauci	6	6	147	-	1	-	68	24.50	-	-	-	-	-	-	-	-	3	
Noah Bloch	4	4	133	-	1	-	80	33.25	-	-	-	-	-	-	-	-	1	
Troy Dempsey	6	6	71	4	-	-	25*	35.50	29.5	7	-	150	-	-	21.43	3 for 24	2	
Dom Goddard	5	5	67	-	-	-	40	13.40	-	-	-	-	-	-	-	-	2	
Chris Roussos	4	4	66	1	-	-	41	22.00	-	-	-	-	-	-	-	-	-	
Caelan Maladay	6	6	34	-	-	-	23	5.66	33.3	8	1	144	-	-	18.00	3 for 13	1	
Jazz Rinka	5	5	26	-	-	-	12	5.20	20.1	4	-	124	-	-	31.00	2 for 34	-	
Morris Fredriksson	3	3	17	-	-	-	17	5.66	-	-	-	-	-	-	-	-	1	
Avijay Maharaj	1	1	14	-	-	-	14	14.00	-	-	-	-	-	-	-	-	-	
Darcy Manners	6	4	9	2	-	-	6	4.50	16	6	-	93	-	-	15.50	3 for 23		
Shuv Banerjee	6	2	7	2	-	-	5*	-	32	5	-	192	-	-	38.40	3 for 20		
Hugo Fraval	2	1	7	-	-	-	7	7.00	6	2	-	36	-	-	18.00	1 for 13		
Hugo Ikeda	6	2	3	1	-	-	2	3.00	29	10	-	152	-	-	15.20	3 for 24		

A.W. GREEN SHIELD STATISTICS



PLAYER NAME	BATTING								BOWLING						FIELDING			
	M	INN	AGG	NO	50	100	HS	AVG	O	W	M	R	5I	10M	AVG	BB	C	ST
Jack Bray	7	7	192	-	-	1	101	27.43	45.5	8	4	162	-	-	20.25	4 for 32	5	
Julian Ryan	7	7	155	1	-	1	119	25.83	-	-	-	-	-	-	-	-	-	
Mehrub Jan Chowdhury	7	6	130	1	1	-	50	26.00	54.4	7	5	221	-	-	31.57	4 for 32	2	
William Hardy	7	6	99	1	-	-	49*	19.80	58.2	7	7	241	-	-	34.43	2 for 40	3	
Lachlan Rail	7	5	90	-	-	-	41	18.00	-	-	-	-	-	-	-	-	2	
Lukas Boorer	5	5	84	1	-	-	48*	21.00	-	-	-	-	-	-	-	-	4	1
Joshua Levitas	3	3	70	1	-	-	35*	35.00	-	-	-	-	-	-	-	-	1	
Noah Feenstra	5	4	50	1	-	-	31	16.66	-	-	-	-	-	-	-	-	5	3
Riley Ingram	5	4	49	-	-	-	33	12.25	3	0	-	14	-	-	-	-	-	
Lachlan Russell	6	5	36	1	-	-	12	9.00	35.4	10	3	145	1	-	14.50	5 for 30	3	
Arnav Yadav	6	4	33	1	-	-	13*	11.00	37	4	1	163	-	-	40.75	1 for 28	1	
Cooper Jones	7	4	15	2	-	-	9*	7.50	28.1	7	1	136	-	-	19.43	4 for 39	1	
Avijay Maharaj	5	4	6	-	-	-	6	1.50	-	-	-	-	-	-	-	-	-	
Harry Royal	6	-	-	-	-	-	-	-	27	3	4	83	-	-	27.66	2 for 5	-	
Raj Sharma	4	2	0	-	-	-	0	0.00	17	1	-	72	-	-	72.00	1 for 18	-	

REPRESENTATIVE PLAYERS AND SCHOLARSHIP HOLDERS 2022/23

REPRESENTATIVE PLAYERS

- **NCR Larkin**
Melbourne Stars and ACT Country XI
- **H Kerr**
NSW Blues, Sydney Sixers, Derbyshire Falcons (Vitality Blast 2022)
- **C Maladay**
ACT Country XI
- **D Malone**
NSW 2nd XI
- **D. Gauci**
U19 NSW Metro Academy Squad
- **William Hardy**
U17 NSW Metro Academy Squad
- **Lachlan Russell**
U15 NSW Metro Academy Squad
- **Arnav Yadav**
U15 NSW Metro Academy Squad

ELITE ATHLETE PROGRAM - 1 July 2022 to 30 June 2023 (or part thereof)

Scholarship Holders	Other training members of EAP
<p>C. Dummer (semester 2, 2022)</p> <p>J. Gauci</p> <p>R Greaves</p> <p>H. Ikeda</p> <p>D. Malone</p> <p>R. McElduff</p>	<p>L. Flanagan</p> <p>High Performance Pass</p>



Jordan Gauci

AWARDS AND TROPHIES 2022/23 SEASON

J. M. Taylor Award

Batting Average

Ben Crawford (468 Runs @ 58.50)

H. O. Rock Award

Batting Aggregate

Nick Larkin – 883 runs @ 49.05

James Rodgers Award

Bowling Average

Evander Herbert (17 wickets @ 6.76)

Michael O’Sullivan Award

Bowling Aggregate

Devlin Malone 68 wickets @ 19.66

Eric McElhone Award

1st Grade Fielding

Caelan Maladay

Daniel Ward Award

Lower Grades Fielding

Andrew Hazard

Ray Eastcott Award

Best All-rounder

Dylan Hunter 523 runs @ 33.50 and
15 wickets @ at 16.66

Dr Jim L’Estrange Award

Undergraduate MVP

Hugo Ikeda

Sydney Uni Sport & Fitness

Scholarship Award

Rex Greaves

Alan Crompton Award

Green Shield MVP

Jack Bray (175 runs @ 29 and 7 wickets @ 19

Brian Hickey Award

Poidevin-Gray Shield MVP

Hugo Ikeda (10 wickets @ 15.2)

FDC Construction & Fitout Award

Twenty20 MVP

Dylan Hunter (350 runs @ 38.99)

I. E. Fisher Award

First Grade MVP

Devlin Malone

Tom Garrett Award

Club Best and Fairest

Nick Larkin

John Lamble Award

Outstanding Captaincy

Tim Cummins

Captain John Morris Award

Most Valuable Club person

Rex Greaves

Thomas Kierath Award

The Ideal Teammate

Oli Zannino



L to R - N. Larkin, E. Cowan, and G. Mail

Would you be happy with 99 not out?

Neither would we.

At FDC we are about quality, teamwork and getting the job done right. We are experts in construction, fitout, refurbishment and building services, with national strength and a local focus.

FDC is the principal partner and proud supporter of the Sydney University Cricket Club.

fdcbuilding.com.au

We are always looking for talented people to join our team. From graduates to experienced leaders we would love to hear from you.

careers@fdcbuilding.com.au

Devlin Malone and Don Butchart



Amanda Crompton,
Nick Larkin and Charlie Vella

Hayden Storey, Andrew Hazard,
Luka Flannigan and Darcy Manners



MC Max Hope, Charlie Dummer,
Rex Greaves (Club Captain) and Ryan Danne

LIONS REPORT

THE 2022-23 SEASON WAS A RETURN TO NORMALITY FOR THE LIONS FOLLOWING TWO SHORTENED AND UNFULFILLING SEASONS. OF THE TWENTY SCHEDULED MATCHES ONLY FOUR WERE WASHED OUT. THE LIONS FINISHED THE SEASON WITH A RESPECTABLE RECORD OF NINE WINS AND SEVEN LOSSES WHICH INCLUDED AN APPEARANCE IN THE JACK PACE SHIELD QUARTER-FINALS.

The partnership with SUCC proved beneficial as always with several talented new recruits joining the Lions squad. Overall, it was the perfect season of cricket filled with highs, lows and everything in between.

The season began in thrilling fashion in the opening round of the JPS competition with Sydney Uni Lions beating Nondescripts by 1 wicket. Kieran McEwan set the tone, picking up 5/11 in the first innings with all five wickets falling in the space of 8 balls. Chasing 143 for victory, new recruits Nishit Vyas and Abhuday Chouhan managed fifty for the opening partnership before the wickets began to tumble. In the end it was Rob Turnbull and Al Yap to eke out the winning runs.

The next win was more comprehensive. Facing a strong Yaralla side, the Lions restricted them to 115 thanks to Rob Turnbull (4/6), Michael Wong (2/13). Nishit Vyas carried his from across from the opening match with a chanceless 40, supported by Kieran McEwan (42) to coast past the total with seven overs to spare. The wins kept coming and by the time the Lions faced Paddington for the third round of JPS, the side was 4-0 for the season.

Paddington proved to be a real challenge, posting a respectable 165, which may well have been closer to 200 if not for Tom Ogden (2/22) and Danny Zhang (2/23). Paul Moorhouse (23) and Nishit Vyas (57*) provided a platform for the middle order, but with the required rate climbing, it was anybody's game. A couple of quick wickets before the drinks break brought Kieran McEwan to the crease. He proceeded to blast 42 from just 14 balls in an innings consisting of 4 fours and 4 sixes. In the end, the Lions

reached the target with time to spare, extending the unbeaten streak to 5.

The following game took us to Camperdown Oval to face CCNSW, with a place in the JPS finals up for grabs. The Lions and CCNSW have a history of close matches, and this was no different. CCNSW got off to a blistering start with the bat, reaching 0/60 from the first 10 overs, but some spectacular pace bowling from Kevin Huang (2/22) and Kieran McEwan (2/24) kept the Lions in the game. However, it was spin which caused the collapse following a masterful display of off spin from Chinmaya Adarn (4/14) as the Lions took 8/26 to restrict Cricketers Club to 144. Lewis Beard made his first appearance for the season with a blistering 28 before inside edging onto his off stump. Arsalan Anees (14) and Kieran McEwan (16) provided much needed support to Nishit Vyas who breezed his way to an unbeaten 59 in clinical fashion. A flurry of late wickets allowed CCNSW back into the game, but ultimately the Lions prevailed in the 33rd over with 4 wickets in hand, cementing a JPS quarter final fixture for the first time in 10 years.

Unfortunately, this was the teams last win for quite some time. With a number of key players missing on either side of the holiday break, the Lions struggled to maintain the consistency seen in the early stages of the season with heavy losses to Yaralla and Knox Old Boys dampening spirits.

A week before the JPS quarter final, the Lions played CCNSW yet again. This time playing for the Brooks Manning Moorhouse Shield. CCNSW had won in the inaugural fixture last season. Playing at the beautiful St Pauls Oval, the Lions opted to bat, with Henry Lester (42) and Kieran McEwan (28) forming a formidable partnership at the top. Assisted by Arsalan Anees (12), Nick Turnbull (21) and Nelson Pryor (14), the Lions posted a respectable 145.

A win looked increasingly likely following a devastating opening spell by Muhammad Umair (3/34) and Kieran McEwan (2/15) which saw CCNSW reduced to 4/18 from 7 overs. Unfortunately, a spectacular counter attacking partnership saw CCNSW coast home with 4 wickets to spare.

A week later it was time for the JPS Quarter Final. Knox were the clear favourites, but I don't think anybody could have predicted the onslaught that followed. Sydney Uni elected to bat on a tough looking surface and

never looked comfortable, bowled out for just 37 from 28 overs. Knox took just 3 overs to chase it down which only added salt into some very deep wounds. The post-match beers sat untouched.

Sometimes after a loss like that, all you can do is shrug and move on to the next fixture, which for Lions was at Waterloo against Paddington. The Lions opted to bat and at first, it looked like a repeat of last week was on the cards, with the side 5/40 at the drinks break. However, a gritty partnership between John Le Couteur (34) and Nelson Pryor (55*) catapulted the score to a defendable 143.

It was Muhammad Umair (2/17) and Tom Ogden (2/20) who set the tone with the ball, reducing Paddington to 4/28, before Rob Turnbull (3/24) cleaned up the tail. The key difference between the two sides was the fielding, with seven catches taken by the Lions including three by Umair. A 30-run win ended a seemingly endless string of losses.

The season ended with a comprehensive win against Hunters Hill at Boronia Park. There were a number of standout individual performances. Aryan Dubey picked up 5/16 in just his second match for the Lions with his relentless line and length, while Nishit Vyas (40*) and Abhuday Chouhan (64*) finished on a high note, producing the first 100 run partnership of the season.

In summary, the 2022/23 season was one to remember for the Sydney Uni Lions. Nishit Vyas, Kieran McEwan and Abhuday Chouhan topped the runs list while Rob Turnbull, Kieran McEwan and Michael Wong each took more than 10 wickets. Contributions from everybody throughout the season proved to be the key to what was overall a successful campaign.

Rob Turnbull
SUCC LIONS CAPTAIN



Lions Team Members

UWCC PRESIDENT REPORT

I WOULD LIKE TO THANK THE UNIVERSITY OF SYDNEY AND UNSW FOR THEIR SUPPORT OF OUR CONTINUALLY EVOLVING CLUB. WE HAVE ALSO FULLY APPRECIATED THE SUPPORT FROM MEN'S CLUBS AT BOTH UNIVERSITIES THROUGHOUT THE SEASON AND CONGRATULATE THEM ON THEIR ACHIEVEMENTS IN SEASON 2022/23

This season we continued our post Covid 19 rebuilding efforts backed by the consistency of our coaching team. Our Director of Cricket, Ben Preece continued to lead the coaching team with Daniel Nader stepping up to support both the 2nd and 1st teams when needed and Jarrod Cable continuing to help coach 2nd Grade. The support of Daniel and Jarrod in particular, has been invaluable in helping to inspire some great individual performances on the field. A special shout out also goes to 1st Grade player, Erica James, who provided vital assistance to our 3rd grade team, both in training and for matches when she was able. Erica and Daniel have also spearheaded our youth development programme training, a vital programme supporting players from our local junior female clubs while reinvigorating our junior ranks after not fielding a Brewer team this season.

Thank you of course goes to all our wonderful volunteers - the parents, guardians, siblings, partners, and friends. We have outstanding supporters whether on the boundary, scoring, setting up Frog Box, providing match day treats, being there to cheer us on, or even just giving up loved ones on summer weekends so they could take the field.

While continuing in a rebuilding phase this season, our teams delivered increasingly competitive performances which we will continue to build on into next season. With international borders opening we were victim to some players taking the opportunity to travel, and with Covid not quite done there were some challenges with illness, impacting the overall strength of our teams. As always, our strong club culture and outstanding team spirit saw players stepping up to support each other no matter where players were needed. In the absence of a Brewer team this season we were also delighted to have some of our young up and coming players stepping into hone

their craft in 3rd Grade and joining the 2nd Grade team for some invaluable match experiences.

There is still much to build on but there have been a lot of positives particularly from our burgeoning players. Congratulations to Frankie Nicklin on receiving her first NSW Breakers cap this season. We also had several UWCC players invited to play in this season's new Premier Plus competition, designed to bridge the gap between elite and premier cricket. And a massive congratulation to Zoe Benjamin on achieving her 150th match for UWCC.

Again, I am very thankful for all the hard work of the UWCC committee. It's the behind the scenes work that makes everything else seem so effortless and I'm very appreciative of the contributions of everyone involved. We've been very fortunate to have had our patron, Alex Blackwell, become increasingly hands on toward the end of the season advising the committee, and particularly for her support of our youth development program. Thank you of course to our amazing club captain Erica James for everything she does for our club and Marrickville Cricket Club. The feedback I have received about Erica's contribution to Marrickville continues to be amazing and we are totally committed to keeping this connection with Marrickville going in coming seasons. 1st Grade Player and committee member, Chaye Hartwell, has also given up her Saturdays this season to help deliver coaching in the East, building great connections with several clubs. These connections have created a pathway to UWCC and seeing this in action is a predictor of a bright future for us all.

Our fantastic inclusive culture has again stood out throughout the 2022/2023 season, an unrivalled feature of our club which strengthens our resolve and positions us well as we look to the 2023/2024 season.

Thank you.

Georgia Lomis-Futera
PRESIDENT OF UNIVERSITIES WOMEN'S CRICKET CLUB





Alex Blackwell and Erica James with Academy Players

OBITUARIES

DR E.J. 'TED' YARAD 21.05.1937 - 10.05.2023

The Sydney anaesthetist and former Club Member Ted Yarad died on 10th May, aged 85.

Ted came to SUCC from North Sydney High and played several years in lower grades, with modest success.

He was more successful in baseball and played first grade for the University Club. He captained the SUBC Intervarsity Team in Adelaide in 1960, his last student year.

After graduation he played as a wicket keeper and batsman for Northbridge in the Northern Suburbs Cricket Association competition for a number of years, probably to the age of fifty years.

Ted maintained a lifelong interest in the game and the Sydney University Club.

He was sighted watching the Club play at North Sydney Oval only last season despite the onset of some health issues which slowed him down. He was a member of the SUCC Foundation

He also attended Test Matches in Sydney and Adelaide over many years.

We send our sympathy to Ted's wife Helen and the broader Yarad family.

DR KENDAL OSWALD BINNS. 10.03.1923 - 11.12.2022, AGED 99

Kendal Binns was born 10 March 1923. He died on 11 December 2022 aged 99.

It is with deep sadness and with sympathy for Kendal's family that the Club records the death of our oldest former player, the oldest former 1st Grader (1st Grade 1941-44, cap no316), and the oldest former Cricket Blue (1942).

After playing 1st Grade, Dr Binns played for the Sydney University Veterans for many years.

The following eulogy was given by his daughter, Helen Lowe.

He was batting beautifully and had reached a well compiled 99, looking comfortably towards his century when he was inexplicably bowled by a dubious ball from Covid Pneumonia. Thus ended the innings of my Dad, Kendal Oswald Binns.

Today I want to try and shed some light on what it was like to be the daughter of this wonderful man and some of the history which shaped his life. Funerals are stage managed affairs and even the time that we have today is hardly enough to do Dad justice. I will miss things and people and I am sorry for that, but following speakers will fill in some gaps.

So, let me begin by welcoming you all and thanking you for coming along to help us say goodbye to a wonderful father, grandfather, great grandfather and friend to many past and present.

Dad as born on the 10th of March 1923 to Ella and Oswald Binns of Bondi. He was one of two children, his elder sister Marcia, to whom he was very close, passed away in 2013. Aunty Marcia's second son Howard is more than a cousin to me and we were more like brother and sister when we were younger. My other cousin, who bears dad's name, Kendal, cannot be here today but is represented by his son Earl.

Dad attended Bondi Public School (that is when he didn't beat his mother home in the morning). He subsequently went to Randwick Intermediate High and Sydney Boys High School for his final two years--obtaining his Leaving Certificate in 1940. He always said that notwithstanding the Great Depression, that these were idyllic years where sport, the beach and a generally healthy lifestyle took precedence over academic achievement. My grandfather was a pharmacist so dad was fortunate that he could be reasonably supported during these formative and difficult years. It was here that his sporting prowess came through. Dad captained both the Randwick High 1st XI as well as the Sydney High School 1st XI in his final year. He also led both the CHS and GPS premierships winning teams and in addition, played in the AW Green Shield and Poidevin Gray competitions for Waverly Cricket Club. He also represented Sydney High in their athletics team for the years that he attended the school. Dad was a School Prefect during his final year.

He had a natural ability for many sports and over the years he enjoyed Swimming, Athletics, Baseball, Tennis, Snow Skiing and of course his beloved cricket. In his mature years, his passion above all was Golf and even at 99, he was prepared to change his style, stance and grip in the unending quest to master the game.

After being accepted into Sydney University in 1941 to study Dentistry, he was immediately selected in the Uni First grade team. Dad also joined the University Baseball club and starred there as well. Ultimately he received double Blues for baseball and cricket. He was selected in the Baseball best ever team of the 1941 to 1970 era--so must have been pretty good! In both of these sports he played against many of the greats of the time. However, the best aspect of sport is the people that you play with or against and he made many lifetime friends during those years. One of these friends was the late Arthur Morris (who represented Australia in cricket from 1946-55) and who also became one of Dad's patients. They would apparently have spirited arguments about umpiring decisions for all test matches between Dad drilling and Arthur rinsing out. Prior to Dad's passing, he was apparently the oldest living Uni first grade cricketer. Dad met lifelong friends such as Doctors Bob Norton,

John and Ray Newman and Jim Gillies, either through the faculty, cricket or baseball. He later played on with the Vets until the 1960's. All the wives formed a strong bond through having to sit for many hours around the boundary at cricket. It has been reported that dad, as a member of the Shewahwah Boys was introduced to creme de menthe and a pale ale bearing his initials at this time. He also enjoyed a tippie or two of good whiskey with his friend John Newman each week for many years. A beer after golf with his golfing partners and mates remained a treasured habit which was his only drinking vice in his senior years.

Dad continued with his baseball and was proudly a member of the NSW undefeated Jubilee Claxton Shield winning team of 1951. Baseball NSW will have an obituary to this effect in their forthcoming newsletter to members.

The war placed great demands on limited manpower and it was all hands to the pump in those years. Upon graduating with a 2nd Class Honours degree, Dad joined the army as a dentist. He was appointed to captain rank and posted to Darwin. This was at a time when the war had moved on and Darwin was no longer classified as being in the war zone. He did however, tell me some interesting stories about dental examinations of Japanese prisoners whilst under armed guard. At least he was never shot at! Dad stayed in the Army until 1947 and was finally posted to Victoria Barracks in Paddington.

It was at this time that he met Mum who was a nurse at St Luke's hospital, not too far away. They were married in 1948 at All Saints Anglican Church Woollahra, which incidentally, was the church where dad had sung in the choir. I, their only child was born the following year.

An old story relates to Dad and his close friends, Dr Bob Norton and Colin Ayres. Sports mad Dad and Uncle Bob had preferred sons but got daughters instead whereas Uncle Col, who was not so sporty got a son. Uncle Bob's wife Betty, subsequently had a son, David. The upshot of this is that I became the sports mad PE teacher with Di Norton a dietician and Rob Ayres, a doctor. It is lovely to see Rob and David both here today.

Mum and Dad were married for 74 years and Mum finally lost her battle with dementia on the 14th of October this year. Their's was a close but interesting relationship where they were very much opposite people. Mum was not in the least sporty but very competent with her hands. Whilst she was a dominant partner, Dad managed to be able to work within that framework to do his own thing much of the time. On the other hand, there were many things that he would not do without Mum's say so.

They spent their early married life at Rushcutter's Bay and built the family home at Epping where they resided for 62 years until finally moving to the Alan Walker Village at Carlingford. This was largely due to the work of an old neighbour, Fiona Johnson, who had put the seed into dad's mind. Many thanks to Fiona, John and Eileen

Richardson (who made dad's life so much better with their friendship and support) as well as Fiona Serafin from the Village Administration who also took mum and dad to heart. I am greatly indebted to each of them. Through John and Eileen, dad lately was able to renew his love for choral music through visiting concerts at the Alan Walker village.

Their 62 years at Epping covered my growing and teenage years. I must also mention another member of the family at Epping. A blue heeler who wandered into High Street as a puppy, covered in ticks--was cleaned up, fed and cuddled and we named him Rajah. He was a ferocious guard dog in his youth and was much loved and petted during his 17 years with us. It wasn't long before there was a series of Cavalier King Charles Spaniels with which dad would dog sit on the front lawn talking to the neighbours. This is where he would have met his good friend Tony Southall. Many a time Mum found herself in the spare room or the back seat of the car due to a dog's presence.

Dad was a wonderful supportive father to me growing up and we were and remained very close. He would get up early to take me to swimming training, would sit on the side line at tennis, not always in a good mood which was related to whether I was winning or losing. Dad and I were/are very competitive. At my School Athletics, he won all of the parents races until my last year when he was beaten by the father of a kindly kid--not happy. In our first ever father/daughter swimming race--we won first prize which to our dismay, was a screwdriver. Ultimately he regularly took me for 9 holes of golf on a Sunday afternoon at Pennant Hills Golf club although I had a sneaking suspicion that there may have been an additional motive to go to that venue. In the middle years Dad and I played in the Lillian Marks Canadian foursomes at Pennant Hills--we never won it, thanks to the formidable pair of Tony and Wendy Gresham who were generally invincible. Dad played in the ADA golf days (I started the field) for many years. Mum and Barbara Hale undertook all of the preliminary set up on the morning of competition.. Dad with Rob Watson, Graeme Lowe and the committee organised the golf day for many years. I could tell some great stories about these events but you will appreciate that what happens on the golf course---stays on the golf course. Dad was involved with the sports committee which managed all of the ADA sporting activities for some 65 years.

I have a couple of anecdotes from Sue Mc Murchie, John Newman's daughter who lived several doors up the street from us.

The GPS head of the River regattas--our old Holden was swathed in chocolate and sky streamers and balloons for Uncle Kendal's Sydney High and yellow and black for my dad's Grammar. Much banter would take place between Epping and Penrith.

OBITUARIES

Dad and uncle Kendal were each other's dentist. Uncle K would get off the train at West Ryde and walk to dad's surgery and hop into the chair. When his consult was completed, they would swap places and Uncle K would return the favour. They were such great friends.

I tried to home in on when they actually first met and asked a number of people. I finally asked my sister Jan who said--"no idea-as it was so long ago".

Further to Sue's regatta story, years later, Dad asked me to place the Sydney High flag at a certain spot near the finish line. When he later asked me what had happened I said that I didn't know because Sydney High had not passed the flag before we left.

Whilst Darcy will talk about the golf club and Dad, I just have to mention that Dad was always the one who would scurry down into the gully to retrieve errant balls--he supplied himself, the juniors and his family with golf balls for many years thereafter, A new gofer is now required.

Another of dad's dental involvements was with Lodge Apollonia which was initiated in 1954. He later affiliated with the United Grand lodge. He and mum were involved in a lot of charitable work during this period. His Masonic involvement reduced in later years following closure of his lodge.

Dad was family orientated and always took an interest in his grandchildren. He supported them in their various activities and even installed a pool in his backyard for family use. Kristina will elaborate further on this. His immediate family now consists of myself and my partner Peter Lozan, My children Anthony and Kristina and their respective spouses, Cynthia Lowe and Matt Falzon. Great grandchildren, Ava and Fletcher Falzon and Ryan and Jessica Lowe. My former husband Graeme Lowe who was a fellow dentist and good friend of Dad's is also here today. It is interesting to note that Graeme also became a captain in the dental corps when called up for his national service. Our son Anthony similarly reached captain's rank and served in the Solomon Islands and Papua New Guinea. This made for three generations of Army Captains in the family.

Dad was an old school gentleman and a truly gentle man. He was loved and appreciated by many and his network of contacts over the years, particularly in the professions, was legendary.

It is clear that dad was still struggling with Mum's passing although we had hopes that he was starting to broaden his activities in the village. Pennant Hills Golf Club still called and his Wednesday golf was a must. He was very proud that the club saw fit to award him life membership last year for his long service.

It is only in the last three weeks that he went down hill. Up until that point, he was still able to drive locally and to the golf club and undertake most activities.

Cooking, however remained a challenge which Pete and I increasingly attended to. His deterioration started with him only being able to complete 9 holes of golf followed by an ambulance trip to the SAN the next morning. Things moved rapidly from that point. Sadly Covid with pneumonia reared their ugly head and he passed away Sunday afternoon 11 Dec. During his final days we talked about the past, he gave me instructions to return his Delta Sigma Delta Fraternity Pin, find his blazers from the top cupboard and he said how wonderful the doctors (Barto, Zad and Yah Yah) had been. He also mentioned how much he would have looked forward to Fay Selig's wonderful Christmas shortbread. The experienced Edwina Spooner's intervention with the nursing staff led to me being able to visit during Covid. Ellie-his favourite nurse also supported his needs. Ellie said that he kept saying, and this would have been typical of Dad, "I don't want to be a nuisance". Dad's final words to me were "Helen, please, please let me go--I just can't breathe".

Dad you are with mum now. We all thank you and our love and memories for you will live on for ever.

GEOFF PIKE **2ND MARCH 2023**

The SCG members long bar and the adjacent dining area were full to overflowing to witness Geoff Pike's final innings, to hear heartfelt tributes from Sue and his family, a glowing eulogy from his solicitor colleague/ friend John Coorey, each introduced by fellow SUCC bowler and pal Chris Elder, plus to share memories of his life and friendship among us all.

These encapsulated the key important factors in his life – family, the legal profession, and cricket (or more specifically the Sydney University Cricket Club). They also referred to his courage and stoicism with which he faced numerous serious medical challenges over the past decade, and especially over a ravaging final 12 months. Almost 72 years was far too short, but it was a lifetime of great achievement and success at the personal, sporting and professional level.

Professionally, after graduation in arts law at Sydney University in 1974, he was admitted to be a solicitor, did articles at Stephen Jacques & Stephen, joined Dawson Waldron, then became a partner at Westgarth Baldick in the mid-1980s, before joining Sparke Helmore, where he remained until retirement from practice in 2012, including a period as Chairman of Partners. Along the way, he developed a fine reputation for litigation cases, a team man working with barristers, juniors and clients. Geoff's collaborative team approach was also clear through descriptions of his support for junior solicitors and staff in the office, as well as his collusive approach to the role of Chairman in navigating the issues big and small for the firm in modern society.

In cricket, Sydney Grammar had a formidable bowling attack of Geoff Pike, Rick Allsop, Alan Manzie and Ross/"Gus" Kelly, three of whom went on to play at SUCC. Geoff also played cricket for Manly DCC from age 14 until he went to uni. In 1966 and 1967, he played in the Combined Green Shield team against the Country Coaching Class. I was in the country team in 1966, so we first met on the SCG, as opponents, and my only wicket was the no 5 batsman... G Pike for 3. Incidentally other bowlers in the city side were Thompson, Rhodes, Palmer and O'Keefe, yet country won 238 to 221. Thanks to Cricket NSW for locating the scoresheet. (Bizarrely for many hours during the game, a top pop band rehearsed at full volume next door at the Showground, just behind the old scoreboard and the Hill; exactly a year earlier it would have been the Rolling Stones).

Geoff joined SUCC in 1969, playing 15 seasons, in which he captured 430 wickets, putting him in the top 10 of all time. 242 of these were in first grade spanning 1971-1980, at an average of 20.8. This included in 1972 a remarkable 8-42 against Northern Districts, with victims including 4 NSW batsmen: Ian Davis (who opened for Australia the following year), Barry Rothwell, Kerry Mackay, Lyn Marks. Complementing me bowling right arm opening at the other end for five seasons, Geoff was medium pace left arm, always operating over the wicket, but had unusual ability to swing both ways. His normal trajectory was inswing to a right-hand bat, so many wickets were bowled or lbw, but the ball he pushed across or outswung got him many edges to the keeper or 1st slip (where I was a grateful recipient and admirer). It was before the term "reverse swing" was used or known, but perhaps some of these were that. Suffice it to say that Geoff's batting performances are not easily found among the club's records. Later in his career he continued in lower grades, including as a member of the 2nd grade premiership winning team in 1979/80. He was awarded a Blue in 1972.

Geoff also took an active role in the club's administration on the committee, including a stint as Hon Treasurer. In 1975, he was appointed a Vice President and remained an active supporter thereafter. He was one of 7 Patrons of the SUCC Foundation, and was appointed a Life Member in 2014. A true team player, always friendly, always ready to help and encourage others.

An especially notable recent achievement was as Chair of the Sesquicentennial Committee, which coordinated the organisation of the brilliant event at the SCG. It was indeed fitting that his final innings was at the SCG.

PJ 15/3/23. For those wishing to read John Coorey's eulogy to see more detail on Geoff's life, contact Peter James at pjames@a1.com.au

GRAEME GOODSIR DIES AGED 87 IN 2023

Graeme Goodsir, who played for the club in the 1950s, has died in the United States at the age of 87. Graeme attended Trinity Grammar School, and was one of three members of that school's 1951 1st XI to go on to join SUCC (alongside Graham Reed and Neil Bonnell). In 1952, he was captain of both cricket and debating at Trinity, and he was awarded a Commonwealth Scholarship to study Economics at Sydney University. The club's records for this period are hopelessly incomplete, but Graeme made several useful contributions as a medium pacer in Third and Fourth Grades in 1953-54 and 1954-55.

In 1956, he joined the Sydney office of Dalgety & Co, commencing a career in the meat industry that would last for more than sixty years. In 1958 he was assigned to the firm's London office. Five years later, he joined the Australian Meat Board as a Market Development Officer for export trade. He was closely involved in the expansion of Australian exports to Asia and the Middle East – and, in 1970, he opened trade between Australia and the USSR. In 1972, he was transferred to the United States, taking responsibility for what was then the Australian industry's largest market. He remained in North America for the rest of his life, enjoying a varied career that included a stint as General Manager of Canada's largest food company and work as an analyst and industry journalist. He was in high demand as an international trade negotiator, facilitating Canada's first major pork trade with Russia. He is the only Australian to be elected to the US Meat Industry Hall of Fame. The club extends its sympathies to Mr Goodsir's family.

GREG SCAHILL 1924 - 2022

The month after celebrating his 98th birthday, Greg Scahill has died. He was the second oldest of all those who played for the Club. Greg's teammate in the Veterans' XI, Kendal Binns, is 99. A more comprehensive obituary will follow shortly but we should acknowledge Greg for whom the University and our Club were so significant.

Greg played for the Club during the Second World War when he was studying Engineering and before he enlisted. He then graced the Club's Veterans until the 1970s. His reports on the Vets' unlikely activities and his self-deprecating after dinner speaking were much sought after.

Greg was elected as a Vice President of the Club from 1972; he served as President from 1973 until 1976; he was elected as a Life Member in 1977 and he was a Life Member of the SUCC Foundation. The Club's deepest sympathy is extended to Greg's surviving family, his son John and his daughter Louise.

OBITUARIES

IAN GAMSON 02.2023

Mr Ian Gamson died in February 2023.

Ian played for SUCC from 1954 until 1958 after graduating from Barker College. He was a wicket keeper and a handy batsman who played 4 games in 1st Grade in 1957-58, after debuting in 3rd Grade in 1954-55. He served on the Club's General Committee and played in the Intervarsity games against Melbourne University. He was said to display "club spirit and enthusiasm."

He batted "beautifully at times and lacked concentration in others", wrote his 2nd Grade captain in 1955-56 when his 68 not out against Glebe and 41 not out vs Gordon were invaluable. His 73 against Manly in 3rds in 1957-58 remained his highest score for the Club. The Club was well served with outstanding keepers such as David de Carvalho and Mac Chambers but Ian, despite a withered leg after contracting polio as a child, earned his eventual selection in 1st grade.

SUCC 1st Grade: 4-2-23-38- 19.0. 6 catches, 1 stumping

SUCC All Grades: 54-9-73-606- 13.4. 30 catches, 12 stumpings. Not all wicket keeping figures have been kept.

JFR

JACK GIBSON 11.2022

In November 2022, Jack Gibson. Former SUCC player, Club Captain and close friend of many at the Club, tragically passed away from osteosarcoma at the age of 25.

Jack was a wonderful man. A quality cricketer, an extremely skillful right arm seamer and elegant batsman. He was an even better friend and teammate.

In his first year at the Club, he won the Tom Garrett Best and Fairest Award, and led Third grade to a premiership win. Even after being diagnosed with cancer, Jack agreed to be Club Captain and maintained a typically positive and influential presence. Truly selfless, always humorous, stoic beyond comprehension. Gibbo was a remarkable individual.

Jack was also an ambassador for the Cooper Rice-Brading Foundation, a charity raising funds for osteosarcoma and patient support. The Jack Gibson Sarcoma Patient and Family Support Programme has been set up in his name and a link to this programme appears below.

<https://donorbox.org/cooper-rice-brading-foundation>

Teammates and friends will forever cherish their memories with Jack. Some of these have been shared below.

Max Hope

Gibbo was an extraordinary man. His cheeky grin was as cunning and wily as his 85km/h outswingers. I loved being in his company around, whether on the cricket field or at the bar. His calming presence and sly sense of humour was a fantastic combination that suited any situation.

I first ran into Gibbo at a Wesley College Cricket camp. Hearing of our first team bonding session at a rather 'flash' pub, Gibbo arrived in his freshly ironed linen shirt matched with impeccable chinos and polished RM's. Quite the contrary to Joe Kershaw's Cotton On t-shirt, Young Yabbies footy shorts + Havaianas combo. We'd got him hook, line and sinker.

Jack took the gag well and we made it to the pub. Upon a crisp jug of VB being placed on the table he said "I'll pour these for us, boys". Jack, fresh out of school, laid a schooner glass flat on the table and began pouring at a rate of knots. Kersh, who had just spent \$15 of his hardest earned pennies on the jug of Very Best (an extraordinary amount for a Uni student) and was now witnessing the pour, began letting out a few hundred expletives about GibJack stuffing it up and his money being turned into genuine froth. To our complete astonishment, it was one of the best pours we'd ever laid eyes on. "How the hell did you do that?" I asked Jack. "I dunno", he responded, a smile beaming from ear to ear. "Isn't that how you do it? Never done it before". It summed him up perfectly. Well intentioned and always seen with a smile on his face. Even in the worst times. He loved his mates and we loved him back. He'll be missed.

Ashley Cowan

My memories of Jack started in 2015/16 in his first year at the Club. It was a remarkable season for him, across 17 matches he took 36 wickets at an average of 13 and ended up winning the Third Grade premiership and the Tom Garrett Trophy as the Club's Best and Fairest, an accomplishment that may never be equalled. He forced his way into our side through sheer weight of wickets, and he excelled in our finals campaign keeping future First grade and First Class bowlers down in Fourths with his performances. He took three wickets in each of the semi- and grand finals, and contributed valuable lower order runs and to partnerships.

Jack was a fantastic teammate and just an all-around good bloke. His presence on the field was intriguing; a quiet, unassuming medium pace opening bowler who just forced batters to play false shots. He had a competitive streak, took delight in the team's success and in running through opposition batting orders with his mates. The semi-final that year against Manly was a testament to this. He was part of a 50-run partnership for the ninth wicket and a bowling partnership that destroyed the top of their highly vaunted order.

Unfortunately, Jack's cricket was curtailed by injury and illness, but his love for the game and presence at the Club was still there as he went on to become a great club captain. Off the field, Jack was respected and just so likeable, and despite all the adversity he was facing, he never stopped being positive and caring for those around him. He will forever be missed, and I consider myself lucky that our paths crossed through cricket years ago.

Henry Clark

It's very hard to write something that would do Jack justice. He was a man who made everyone and anyone feel comfortable and valued, no matter the environment, no matter the context. Just ask the Tuk-tuk drivers in Galle, Sri Lanka. I could recall several anecdotes from nights out, parties or just sitting at Ralph's which would show a side of Gibbo, however to me, he is best summarised in two phone calls I had with him.

The first, was 4th February 2017. As the phone rang, I remember so clearly thinking 'I wonder if Gibbo wants a beer tonight'. Instead, he was calling to tell me about his diagnosis. In true Gib style; he was direct, kind and gentle. 'It's still early days' he said, 'however I start treatment in the next few weeks and we go from there.' He apologised for having to tell me such distressing news. He apologised for not being about to return to play cricket. Even during this call, Gibbo was looking out for his mates and didn't want us to feel let down by him not being about to return to play for the students. Somehow, he finished this phone call making a joke, and ensuring that I was ok.

The second, was about seven months after the first. This time I called him. It was early September, after he had finished his rounds of chemotherapy, and he was driving up to the farm for some much-needed R&R. I had decided it was time to give up the mantle of Club Captain. There was no-one I considered more suited to the job than Gibbo. I called, and I remember hearing his voice, it scared me how gentle and soft it was. I told him that I was done being Club Captain and that I couldn't think of anyone who would do the job more justice than he. In true Gib style he didn't say a lot, rather he listened as I waffled on. At the end of the call he just said, 'thanks Clarky' and that was that.

To me, these two calls are Gib. A genuine, gentle, strong, self-effacing, and effortless leader of people. Truly one of a kind.

Joe Kershaw

It's hard to think of one memory to sum up Jack Gibson. He was someone who was loved by everyone at the Cricket Club and at Wesley College. Gibbo was someone who I looked up to and admired greatly. Even though he was a city slicker, he was often confused with being a country boy. This was through his generosity, care-free demeanour and at times rogue banter. He was extremely

funny and one night (he was still a bit green), he was getting quite full, uttering things like "you are actually the biggest coward Kersh". We (Henry Clarke and I) were a bit concerned for his ability to enter/persuade the bouncer he hadn't had too much to drink. Jack was aware of this and confidently stated "I've never actually not been let into an establishment". We continued walking until we arrived at the line. Eventually the bouncer let Henry and me in first. The memory of taking the video of his first ever non-entry to an establishment will be cherished.

Vince Umers

My time at SUCC with Jack mainly revolved around our early morning starts with the Elite Athlete Program (EAP) during our 2nd year of college. Sessions started at 6am and ran on Tuesday and Thursday mornings, which posed a problem given our college parties generally occurred on a Wednesday evening. I have far too many memories of Gibbo and I stumbling out of our rooms at 5:45am after a college event and wordlessly meeting each other in the hallway of Wesley before walking in silence towards the EAP gym. Each of us would be battling our own demons from the night before. We would then either hit the gym or throw on the pads to face a ruthless barrage of front-foot no balls from Dugald Holloway and Tom Rogers in the synthetic indoor nets. This, unsurprisingly, snapped us out of our hungover daze.

Kieran Tate

My longstanding memory of Jack was from the 2015/16 season. We went to Brisbane for a pre-season Intervarsity tour and literally had no one of note. We were basically a Third/Fourth Grade team, and we were coming up against a very strong UQ team which included the likes of Scott Henry. UQ batted first, making 350-400 and we were 7-80 at the end of play, with Gibbo and Vinnie Umers at the crease. Then Gibbo, who was not a known batsman, basically became The Don reincarnate. It was the second coming of The Don. He proceeded to make one of the easiest looking centuries you will ever see. He took them to all parts, including a very memorable bomb over mid-on from a bowler who had played some Sheffield Shield cricket. It was an unbelievable dig. It might have been after doing his Cardinals the night before as well I think – so truly one of the most alpha digs known to man. Cardinal into century. That was one of my fondest memories of Jack Gibson.

RIP Our dear friend and teammate.

OBITUARIES

DR JOHN BRYAN CAMPBELL 30.12.2022 AGED 90

Dr John Bryan Campbell died in Sydney on 30 December 2022 at the age of 90.

Dr Campbell completed his Leaving Certificate at Scots College in 1950, with results earned him a place to study Medicine at Sydney University on a Commonwealth Scholarship. He appeared for the club as an all-rounder in the 1950s, playing in Seconds, Thirds and Fourths. His most successful season was 1955–56 when, in only five games in Third Grade, he took 23 wickets at an average of 7.52. Following graduation, he became a highly respected paediatrician. Two of his sons, Scott and Jock, played for the club in the 1980s, after which Jock became the strength and conditioning trainer for the Australian men's Test team.

The club extends its condolences to Dr Campbell's family.

JOHN EVERETT 20-2-1937 TO 4-1-2023

John was always telling everyone willing to listen that we started off together at Miss Anderson's kindergarten in the old scout hall in Roseville Avenue Roseville in or about 1940.

However, John's life began to really shine during his time at Roseville Public School. The school motto was *Facta Non Verba*, and that is exactly how he lived his life. Deeds not words.

Roger Gyles has reminded me that the name John Everett during the 1940's was synonymous with sporting achievements, as his fingerprints were on most of trophies awarded and records set at the annual combined Primary Schools of the Upper north Shore Athletic Carnival held at Waitara oval. He was primarily a sprinter in that era.

That was not the only point of his domination. John showed very early signs for what was in store on the cracked half-length concrete cricket pitch in the school yard positioned amongst the remnants of air raid shelter and trenches from the war years. The only way he ever got out was when he hit one onto the roof of the girl's lavatory—the local rule—was 6 and out.

He also showed potential as a quick bowler following his father's footsteps, he being a first class player for NSW and Australia teams.

During 1948 it was suggested John and I should sit for the Newington College Entrance Scholarship. That we did.

Lo and behold we tied in that examination. In their wisdom the powers that be at Newington College decided to award us a full scholarship each.

There were only about 6 Newington boys who travelled over the Harbour Bridge to school in those days. Younger brother Tony [Skeeter] joined the group in due course

John maintained his position as a cricket all-rounder in the A teams in his respective age grade as well as in rugby at Newington.

He also had success running over 880 yards, shotput and boxing.

In 1952 he made the 1st XI and also in 1953.

In 1953 he was in the 2nd XV at a time when Newington was doing well at Rugby. The 1st XV won the GPS Premiership for the first time in over 40 years.

Academically he maintained a position in the in the top 10 in most subjects, except scripture.

On to University and studying Economics at night with the likes of Phillip Harry.

Phillip became his companion in crime during National Service, where I understand they were in the same company. Sonya says she believes they spent most of their time on detention cleaning the latrines rather than learning to save the country.

However things were a bit more serious at SUCC. John quickly made his way into the first-grade side in 1955 as an all-rounder batting in the middle order and bowling medium pace swing He took his share of wickets.

John played many games in first grade but it was subsequently in the second grade where he terrorised and annihilated opening bowlers with his powerful driving on both sides of the wicket as well as the straight drive. He had a very good eye.

After graduation, he became the graduate captain of the second grade. Under his captaincy the second grade were Premiers in 1963/64 and 1964/65. He scored 650 runs in the 1965/66 season and 554 runs in season 1964/65. Overall he played 193 innings for University scoring an aggregate over all grades of 4416 runs with highest score of 147.

John continued playing for Sydney University Vets for a number of years when the team enjoyed considerable success. He was Patron of the Sydney University Cricket Club Foundation.

He was awarded a cricket blue in 1958 and for a number of years was treasurer of the Sydney University Blues Association having also been awarded a blue for baseball as an outfielder in 1958, having played in first and second grade. He was a right-hand batter.

In early 1965 John toured India with the first Australian Old Collegian Team helping to establish a relationship with the Cricket Club of India.

Sydney University Cricket Club first entertained the Cricket Club of India in 1962.

That was the commencement of a relationship that lasted fifty years.

John also joined the highly successful AOC World Tours in 1972 and 1978. He was manager of the 1978/79 tours of India, Sri Lanka and Singapore.

The Everetts (that is John and Sonya) were exceptionally involved in the arrangements for visiting Indian teams, hosting functions and generally supporting and billeting players over many years.

Sonya and the children also went on the 1977/78 AOC World Tour.

John was an original member of the Primary Club when first established by Jon Erby and Pete Howarth and played a supporting role over the years not only as a player. He never missed the annual breakfast on the first day of the Sydney Test.

MOVING ON.

John Everett was a successful business man starting with the family business of Nields Transport which he developed and expanded, to be followed after that by becoming Managing Director of the company. Whites Wires Australia, as well as Osborne Blinds P/L and Undercover Wear Lingerie Pty Ltd., Whatever the latter involved I do not know.

I am requested not to mention the chocolate venture in Sri Lanka. Nor am I to concentrate on his investments in racehorses which drew all too many disappointing results.

He gave generously of his time and money to a number of major charitable institutions. I will not mention these all. I have already made reference to the Primary Club.

It is pertinent to note his work and support for medical research. He became a director of the Prince of Wales Medical Research Foundation in 1993 and he was deeply involved with the Variety Club efforts to raise money to benefit underprivileged children particularly through the development of the idea of Sunshine Buses which was one of his pet projects.

He took an intense interest in the Variety Club Bash Series and marked his success, with some help again from Phillip Harry, by restoring a 1936 Oldsmobile to the extent of actually winning the Bourke to Barrier Reef Bash.

His business achievements and charitable activities were recognised when he was awarded an AM in the New Years Honours List. A very proud moment of worthy recognition.

On a lighter note, on one famous occasion the family was delighted when in his role as a regular helicopter parent at his children's sporting fixtures John inquired from the referee, what was the problem and why had he stopped the game. The referee clearly identified the problem when he remonstrated with John informing him in no uncertain terms that he was the problem and that he was being sent off----blew the whistle and pointed John went.

He could be a stubborn bugger- a characteristic emphasised in the last few years when things were not going so well with his health, yet he continued playing a reasonable game of tennis despite severe restriction on his ability to ambulate around the court. Relying on that uncanny eye I referred to earlier.

He also managed, until recently, to get in 9 holes of golf on most Fridays albeit with some difficulty with concentration. Nevertheless he did it, notwithstanding a stubborn refusal to pay any regard to the rule about keeping up with the group in front.

He was gregarious but nevertheless steadfast in his opinions which he never hesitated to express.

John Everett has made a wonderful partnership with the lovely Sonya and their 4 wonderful kids. There are many milestones and achievements that unfortunately must go unannounced due to time constraints, but, nevertheless will be honoured by the recollection and memory of the so many people whose lives have been touched and enhanced by the Everett stamp.

We celebrate his life. Our condolences go out to the whole family

By Judge Angus Talbot

JOHN LAMBLE AO 19.02.2023 AGED 92

The club acknowledges the passing of John Lambale, at the age of 92, on 19 February 2023.

Mr Lambale attended Trinity Grammar School, where he played in the 1947 1st XI alongside another future University cricketer, Don Scott-Orr. He joined SUCC in the 1950-51 season, and played for the club until 1957-58. An energetic medium-pacer, he took 183 wickets at an average of 17.37. Some early promise with the bat failed to reach fruition, and he finished his Grade career with 480 runs at 5.85, with a highest score of 31. He played his entire career in Fourth Grade (where he was captain from 1953-54 to 1957-58), except for his last seven matches, in 1957-58, when he was promoted to captain Third Grade. His best effort with the ball was 7-42 against Waverley in 1954-55, and he also grabbed 6-11 in a memorable outright victory over Glebe in 1956-57. The club consistently struggled in the lower grades during his playing career, and he provided a very welcome degree of leadership, stability and competitiveness to the teams in which he appeared.

Mr Lambale subsequently enjoyed a highly successful business career, especially in the insurance industry. He was the General Manager of NRMA Insurance from 1968 to 1987 and CEO of the NRMA Group from 1987 to 1992. He was made an Officer of the Order of Australia in 1993 for service to the insurance industry. In 1996 he became the first chairman of Suncorp Metway, formed through a

OBITUARIES

merger of three organisations to create Australia's then fifth-largest listed financial services group. He retired from the role in 2003. The Australia and New Zealand Institute of Insurance and Finance presented a Lifetime Achievement Award to Mr Lambie in 2017.

He also supported a number of charities, and served as Chairman of the Sydney Eisteddfod. At the time of his death he was the club's longest-serving Vice-President, having first been appointed in 1957, and he was a Trustee of the SUCC Foundation. Since 1999, the club's trophy for the season's most outstanding captain has been known as the "John Lambie Award" in his honour.

The club extends its sympathies to Mr Lambie's family, especially his partner, Suzanne, his children Mark and Tania, and his many grandchildren and great-grandchildren.

Max Bonnell

MARIA CUMMINS DIED IN MARCH 2023

Mother of Tim Cummins, SUCC First Grade Captain. The Club records its deep sympathy to her husband Peter Cummins and the Cummins family.

GEOFF MADDOCKS 1955 - 2023

"Columbo, the crumpled cricketer." That was what Bruce Collins, SUCC President, used to call Geoff during his playing days at Sydney Uni during the 70's and 80's.

Madds (as he was known) was an extremely talented, stylish right hand batsman. Mere statistics (set out below) do not tell the full story of his ability nor of his capacity to take charge and turn the game on its head when he was in full flight. He always scored his runs quickly – run rate was never a problem for him!

He first came to SUCC in 1974-75, from Shore School via Mosman. Two years in the 1sts at Shore saw him garner a GPS Premiership (along it might be said with such other luminaries at the time as Dave Johnson and Scott Weisener (Norths) and Steve Campbell (UNSW) – in fact no fewer than 6 members of the '72 team coached by the late 'Percy' Philpott went on to play first grade and some to State duties).

Geoff was a childhood prodigy. The story goes that, upon leaving school and starting his grade career with Mosman, he was promoted to first grade during the 1973-74 season when he was still only 17 years old (first grade cap no. 258). One Allan Border was the (equally young) unfortunate to be dropped to make way for him. Mosman was playing Bankstown at Mosman on a green top. Thommo and Lenny (Pascoe), the opening bowlers for Bankstown at that time (before their later Test duties), were in full flight and Mosman was in deep trouble at 5 for 40 odd when it came Geoff's turn to face the music.

At the non-striker's end was Mosman's then Test player, newly returned from Ian Chappell's Ashes tour, Dave ('Fox') Colley. On arriving at the crease and seeking advice from the senior player on how best to handle the situation, Fox replied only, "Punt high and follow through, kid." Geoff always said that the stammer that plagued him throughout his life started from that moment.

The following season Geoff came to Sydney Uni and was quickly promoted to 1st grade in 1974-75 (first grade cap no. 506). He played 11 games in 1sts over that and the following season, scoring 247 runs at 16.5, with a highest score of 76 v Cumberland in January 1975 in a partnership of 139 with Greg Wilson for the 4th wicket.

He was at his best when the chips were down, as if a challenge was what it took to make him harness all his considerable talents and energy. The SUCC PG side in 1975-76 was a very talented team with a strong batting line up that also included Tommy Jenkins, Jim L'Estrange and Piet Baird, all future first graders. It was Uni's best chance of making a PG final for many years, missing out only at the death to ND's in a hard-fought last round (in those days only 2 teams out of 18, one from each side of the Harbour, went to the final).

Against Sydney at Glebe Oval on a spiteful (uncovered) track in wet conditions, with the season on the line and a difficult target to get, Geoff played one of the most stylish and masterful innings I have ever seen, carving the ball to all parts of the ground while wickets fell regularly around him, to guide Uni to victory with an undefeated 70 odd and man of the match award. When he was in form, there was no-one more elegant to watch – a right handed David Gower! He continued playing with SUCC until 1984.

Geoff graduated from Uni in law, whereupon he practised as a barrister for many years. In his student days he was memorable for wearing a grey greatcoat but always being barefooted, even in midwinter at the mausoleum in Phillip St where the Law School was then located.

He came from a very talented sporting family. His brother Peter not only played 1st grade cricket for Mosman but also 1st grade rugby for Norths, an increasingly rare double as seasons overlapped more and more. Of Peter's sons, the eldest Andre also played 1st grade cricket for Mosman, Will represented Australia at Sevens Rugby and Jack not only played one game in first grade for SUCC but also played rugby for the Rebels, became a Wallaby and now plays professional rugby in France. Geoff himself was a more than useful rugby player too. It is little known that he played subdistrict rugby for Kings Old Boys in the late 70's, along the way picking up a Barraclough Cup premiership under Alan Jones as coach.

As a person, Madds was one of the friendliest, most affable people you could ever meet. Always with a kind word and a big grin on his face, he never seemed to let life's vicissitudes get him down but continued to smile right to the very end.

Geoff is survived by his children, Claire and Peter, and his granddaughter, Isabella. To all his family, children and grandchildren, our deepest condolences.

Requiescat in pace.

Jock Baird (SUCC 1972–79)

SURJIT SINGH GUJRAL DIED IN MARCH 2023

Surjit Singh Gujral. A long-time supporter and sponsor of our Club died suddenly on 20th April 2022. He was aged 67 years.

Surjit was one of three brothers who migrated from Chandigarh, Punjab, in the late 1970's and initially he worked with elder brother Amar at his restaurant in Goulburn Street City. He learned the business and subsequently owned restaurants in Strathfield and Neutral Bay before buying the freehold for Surjit's Indian Restaurant at 215 Parramatta Road, Annandale. For some years also he had a Sydney City Council lease and operated Surjit's Angel Place where the Club held a number of memorable lunches.

Surjit's sponsorship of our Club commenced in the late 1990's and has continued ever since.

Surjit's has catered for some of our most successful Annual Presentation Nights in the MacLaurin Hall and lunches in conjunction the Blue and Gold at the Football Grandstand facility. Surjit's have also supported 'Player of The Round' for many years.

Surjit and Surjit's Restaurant was known internationally by the cricket communities in India and Pakistan. Surjit was a generous host, a benefactor, passionate about the game. He was a man who will be greatly missed by this Club and the broader SUCC community.

His son Rasan, who has run the outside catering business for some years will assume control of the business. We sent our condolences to Rasan and his entire family at this time.


Hartley Anderson

22nd April 2022

VIEW ON THE WEBSITE

The following records are now stored on the website under the Club Historical and Annual Report section or by clicking on the link www.sydneyuniversitycricket.com.au/club-records and scrolling down to the relevant section.

- Past Obituaries
- Remember the Fallen
- Club Admin and Records
- Blues and Golds
- Club records 1854–93



UNIVERSITY PLAYERS IN TEST CRICKET

(figures correct to 31st May 2023)

		M	Runs	Avg	W	Avg
R C Allen	1886-87	1	44	22.00	-	-
B Casson	2008	1	10	10.00	3	43.00
S R Clark	2005-09	24	248	13.05	94	23.86
E J M Cowan	2011-13	18	1001	31.28		
J Dyson	1977-85	30	1359	26.64	-	-
T W Garrett	1877-88	19	339	12.55	36	26.94
D W Gregory	1877-79	3	60	20.00	0	-
S P Jones	1881-88	12	428	21.40	6	18.66
Imran Khan	(Pakistan 1971-92)	88	3807	37.69	362	22.81
G R J Matthews	1983-91	33	1849	41.08	61	48.22
SCG MacGill	1998-08	44	349	9.69	208	29.02
T R McKibbin	1894-97	5	88	14.66	17	29.17
R B Minnett	1911-12	9	391	26.06	11	26.36
H Moses	1886-92	6	198	19.80	-	-
O E Nothling	1928-29	1	52	26.00	0	-
K J O'Keefe	1970-77	24	644	25.76	53	38.07
J Ormond	(England 2001)	2	38	12.66	2	92.50
K P Pietersen	(England 2005-14)	104	8181	47.28	10	88.60
R J Pope	1884-85	1	3	1.50	-	-
D M Smith	(England 1986)	2	80	20.00	-	-
WER Somerville	(New Zealand 2018)	6	115	14.38	15	48.27
A J Strauss	(England 2004-13)	100	7037	40.91	-	-
J M Taylor	1921-26	20	997	35.60	1	45.00
L O S Poidevin	1901-02, 1st Test v England	12th man only				
E F Waddy	1907-08, 5th Test v England	12th man only				

Irish Overseas Player Theo Dempsey



Kieran Tate

SYDNEY UNIVERSITY PLAYERS IN FIRST CLASS CRICKET

Players who have appeared in First Class Cricket in Australia (figures correct to June 2023)

PLAYER	CAREER	M	RUNS	AVE	WKTS	AVE	
Abbott, SA	2011-23	77	2414	23.90	217	31.71	
Allen, RC	1878-88	17	382	12.32	2	58.50	
Barbour, EP	1908-25	23	1577	46.38	10	47.50	
Bardsley, R	1920-26	11	410	31.53	-	-	
Best L	1914-15	1	31	31.00	1	14.00	
Blaxland, MH	1903-24	11	495	30.93	4	22.75	
Bogle, J	1918-21	15	911	45.55	3	10.66	
Boyce, RCM	1921-22	2	126	31.50	-	-	
Boyd, T	1966-70	4	107	15.28	-	-	
Cameron, MA	2002-11	16	83	7.54	68	24.63	
Campling, CR	1922-23	3	49	9.80	1	146.00	
Carters, RGL (Vic, NSW)	2010-17	43	2515	35.92	(66ct, 1stp)		
Casson, B (WA, NSW)	2002-12	53	1500	23.31	123	43.04	
Clark, SR	1997-11	113	1434	14.05	393	27.52	
Clarke, GRC	1899-02	7	140	12.72	28	31.21	
Coates, J	1867-80	15	158	7.90	76	11.67	
Colreavy, BX	1899-00	1	0	0.00	4	31.25	
Cooper, BA	1928-30	2	35	17.50	2	44.00	
Cope, J	1958-59	12th man only					
Cowan, EJM (NSW, Tas, Aust A, Aust)	2003-18	143	10097	41.89	0	-	
Cristofani, DR	1941-47	18	749	26.75	48	32.93	
Curtis, GT	1861-65	2	27	9.0	-	-	
Davison, RJ	1993-00	39	2300	35.38	6	32.00	
Dick, WA (Vic)	1946-57	18	485	19.40	36	26.88	
Docker, ENB senior	1863	1	1	1.00	0		
Dyson, J	1975-89	156	9935	40.22	2	33.00	
Faithfull, HM	1870-75	2	24	8.00	4	15.50	
Farrar, FM	1914-15	2	62	20.66	2	19.50	
Fisher, ADW	1903-08	3	94	18.80	6	39.33	
Garnsey, GL	1904-07	18	319	14.50	80	22.27	
Garrett, TW	1876-98	160	3673	16.18	446	18.72	
Gordon ES	1978-84	20	255	19.61	77	19.02	
Gordon, GH	1866-68	2	51	17.00	-	-	
Gostelow, RE	1920-25	3	49	9.80	(6ct, 1stp)		
Gregg, NM	1912-15	3	116	29.00	0	-	
Gregory, DW	1866-83	41	889	14.57	29	19.24	
Hanlin, DW	1948-50	3	46	11.50	8	23.75	
Henry, SO	2011-16	36	1705	28.41	0	-	
Hogg, GC	1928-29	1	26	26.00	-	-	
Hogg, JEP (NSW, Qld)	1926-32	9	427	28.46	0	-	
Hynes, LC	1935-39	17	436	17.44	48	28.31	
Ice-ton, TH	1877-78	1	1	1.00	0	-	
Imran Khan	1969-92	382	17771	36.79	1287	22.32	
Jones, SP (NSW, Qld)	1880-09	151	5189	21.09	55	33.52	
Kerr H (NSW)	2021-23	8	285	22.92	18	26.72	
Kinloch J	1858-62	3	5	1.25	12	11.16	
Lane, JB	1907-13	3	51	10.20	-	-	
Larkin, NCR	2014-21	43	2121	29.05	-	-	
Lawes, CHW	1924-25	1	1	0.50	2	64.50	
McElhone, FE	1910-12	7	385	38.50	-	-	
MacGill, SCG (WA, NSW)	1993-08	184	1536	9.90	774	30.48	
McKibbin, TR	1894-99	57	682	10.02	320	19.67	
Mail GJ	1999-10	72	4085	32.16	14	40.28	
Massie, RJA	1910-14	16	199	10.47	99	18.42	
Matthews, GRJ	1982-98	190	8872	38.91	516	31.80	
Mayes, AD (NSW, Qld)	1924-28	10	297	19.80	21	44.42	
Minnett, RB	1906-15	54	2142	28.94	86	25.02	
Moses, H	1881-95	48	2898	35.77	1	52.00	
Neil-Smith LH (Tas)	2019-23	13	357	27.46	34	32.02	
Nikitaras, S (WA)	1996-01	4	24	6.00	7	49.71	
Nothling, OE (NSW, Qld)	1922-30	21	882	24.50	36	41.05	
O'Keeffe, KJ	1968-80	169	4169	26.05	476	28.11	
Parsonage, TG	1932-33	1	9	4.50	0	-	
Pawley, MB	1969-74	11	153	11.76	20	37.40	
Penman, AP	1904-06	5	45	15.00	18	21.94	
Phelps, MJ	1998-06	38	2380	37.77	-	-	
Poidevin, LOS (NSW, London County, Lancashire)	1895-08	150	7022	32.96	46	41.89	
Pope, RJ	1884-02	20	318	12.23	0	-	
Powell, T	1872-85	15	335	15.22	1	40.00	

Radharkrishnan N (T)	2021-22	1	17	8.50	1	53.00
Rock, HO	1924-26	6	758	94.75	-	-
Rogers, TS (Tas)	2017-22	15	365	17.38	47	22.31
Saint, JM (Tas)	1995-97	4	35	5.83	12	36.91
Salmon, BM	1924-32	5	323	35.88	1	10.00
Savigny, WH (Tas)	1888-96	4	98	14.00	3	15.66
Single, CV	1912-13	2	138	34.50	0	-
Somerville, WER (NZ, Otago, NSW)	2009-23	53	1077	18.56	161	29.98
Stack, WJ	1909-13	7	142	12.90	24	31.08
Staunton, AM (SA)	2003-04	1	4	-	1	92.00
Stewart, J (NSW, WA)	1992-01	20	237	10.30	36	53.25
Stuart, A	1994-99	26	204	8.50	70	30.82
Taylor, JM	1913-27	135	6274	33.37	1	53.00
Teece, RC	1872-73	1	0	0.00	-	-
Thompson, KW	1977-78	4	78	9.75	-	-
Tozer, CJ	1910-21	7	514	46.72	-	-
Trennery, E	1919-21	5	37	7.40	18	25.05
Waddy, EF	1902-22	55	2326	28.36	0	-
White, ABS	1905-08	4	291	48.50	-	-
Wood, JR	1884-88	2	87	29.00	4	37.50
Yeates, SFM (Qld)	1933-34	3	46	11.50	6	60.16

Other Players who have appeared in First Class Cricket only outside Australia (figures correct to June 2020)

PLAYER	CAREER	TEAMS	M	RUNS	AVE	WKTS	AVE
Bedford, L	2019	Durham University	2	2	0.66	-	-
Berrington, RD	2007-18	Scotland	20	844	29.10	25	25.96
Brown, KR	1984-98	Middlesex	247	10487	35.19	6	46.00
Buckingham, AD	1955-60	Cambridge University	10	349	18.36	0	-
Carr, JD	1983-96	Middlesex, OU	212	10895	38.91	68	43.22
Carroll, PR	1969-71	Oxford University	14	403	16.12	0	-
Crawford, WF	1919	Oxford University	3	23	4.60	3	45.33
Desai, KD	1999-01	Gujarat	3	78	26.00	3	80.66
Ducker, NG	1912	Australian XI	1	15	7.50	-	-
Durack, JP	1980	Oxford University	7	136	10.46	0	-
Emery, KStJ	1982-83	Hampshire	30	45	3.75	88	25.35
Hawkins, CT	2018-19	Otago	6	377	34.27	-	-
Hughes, SP	1986-93	Middlesex, Durham	205	1775	11.37	466	32.48
Hunt, TA	2002-04	Middlesex	4	4	4.00	9	45.44
Jones CR	2010-15	Somerset, Durham U	37	1285	22.75	1	17.00
Jones, RO	1996-97	Cambridge University	16	530	25.23	18	68.88
Knappett, JPT	2004-09	Oxford, Worcestershire	13	523	30.76	26 ct	3 stp
Koenig, SG WP,	1998-04	EP, G'tng, Md, WP	135	8820	39.90	2	51.00
Lee, RJ	1972-74	Oxford University	24	951	21.61	29	37.27
Lester, TA	1990	Minor Counties	1	4	4.00	-	-
L'Estrange, MG	1977-79	Oxford University	23	521	15.32	-	-
Lovell, GBT	1991-93	Oxford University	26	1061	32.15	1	141.00
McMahon, PJ	2002-08	Oxford, Notts	21	371	18.55	52	37.46
Mason, TJ	1994-201	Leicestershire, Essex	20	311	15.55	30	41.73
Montgomerie, RR	1991-07	OU, Nhants, Sussex	234	13208	35.50	2	73.50
Ormond, J	1995-09	Eng, Leics, Surrey	137	1911	15.16	448	30.08
Pietersen, KP	1997-16	Eng, Nat, Nt, Ham	217	16522	49.76	73	51.50
Richards, J	2012	Northerns (South Africa)	5	111	11.10	15 ct	1 stp
Ridley, AC	1994-98	Oxford University	20	857	31.74	1	58.00
Roebuck, PGP	1983-88	CU, Gloucestershire	22	771	25.70	6	44.83
Smith, DM	1978-94	Eng, Sy, Sx, Worcs	319	15265	36.17	30	52.46
Shreck, CE	2003-17	Notts, Wellington, Kent	175	801	7.85	577	31.80
Strauss, AJ	1998-13	England, Middlesex	241	17046	42.72	3	47.33
Toogood, GJ	1982-83	Oxford University	34	1403	27.50	26	45.46
Travers, BH	1996-98	Oxford University	24	718	25.64	48	30.20
Whiteman S J	2003-04	Auckland	2	23	7.66	1	20.00
Wilkinson, WC	1881-99	Middlesex, Aust XI	8	189	15.75	8	19.50
Wood, BS	1991-92	Oxford University	13	37	4.62	16	63.56

CLUB TROPHY WINNERS

CAPTAIN JOHN MORRIS MEMORIAL AWARD (MOST VALUABLE CLUBMAN)

1975-76	D D Ridley
1976-77	J Baird
1977-78	M F Sewell
1978-79	J F Rodgers
1979-80	P Gannon
1980-81	J F Rodgers
1981-82	M J Counsel
1982-83	J F Rodgers
1983-84	M W O'Sullivan
1984-85	S W Quartermain
1985-86	K W Pitty
1986-87	P J Rodgers
1987-88	P J Rodgers
1988-89	J W Banks
1989-90	E B LeCouteur
1990-91	J F Rodgers
1991-92	T Murphy
1992-93	A C Ridley
1993-94	MT B Bonnell, M E Wilson
1994-95	J Dunlop
1995-96	D C Cheever
1996-97	J A Grimble
1997-98	I E Fisher
1998-99	D Dawson
1999-00	D Quoyle
2000-01	The Club's players
2001-02	P B Murray
2002-03	H McKay
2003-04	J Cawte
2004-05	J Reynolds, M Cann
2005-06	G de Mesquita, M Amy, J Kilford
2006-07	P W Logan
2007-08	D A Butchart
2008-09	M J Phelps
2009-10	LJ Carrington

2010-11	D S Miller
2011-12	S McLean
2012-13	A F Theobald
2013-14	A F Theobald
2014-15	T W R Kierath
2015-16	M W B Faraday
2016-17	B Joy, H N Clark
2017-18	E Arnott, L McMahon
2018-19	A Cowan, J Kilford
2019-20	T Fullerton
2020-21	A Karuppiah
2021-22	S Canagasingham
2022-23	R Greaves

SCHOLARSHIP AWARD

1989-90	S J Gray
1990-91	D McCredie
1991-92	A C Ridley
1992-93	G Everest
1993-94	R E Wiles
1994-95	J Dunlop, A Wiles
1995-96	A Sharp
1996-97	W J P Knight
1997-98	B I Hill
1998-99	S D Pardy
1999-00	J Anderson
2000-01	P B Murray
2001-02	T Quilter
2002-03	P Sanders
(re-instituted as UG Scholarship Holder)	
2009-10	A J Grant
2010-11	J D Crowley
2011-12	D Miller
2012-13	H N Clark
2013-14	A S J Logan
2014-15	B Trevor-Jones
2015-16	H Kerr

2016-17	J Craig-Dobson
2017-18	J Craig-Dobson
2018-19	C Cassell
2019-20	R McElduff
2020-21	C Dummer
2021-22	S Anandarajah

2022-23 R Greaves

I E FISHER TROPHY (MOST VALUABLE FIRST GRADER)

1979-80	M W O'Sullivan
1980-81	D Grattan-Smith
1981-82	D D Ridley
1982-83	W Searles
1983-84	J A Grimble
1984-85	M Perry
1985-86	D Quoyle
1986-87	D Grattan-Smith
1987-88	J A Grimble
1988-89	J A Grimble
1989-90	J A Grimble
1990-91	J A Grimble
1991-92	A C Ridley
1992-93	J A Grimble
1993-94	J M Saint
1994-95	J M Saint
1995-96	T C Watkins
1996-97	P J Stanbridge
1997-98	P J Stanbridge
1998-99	D J Waugh
1999-00	J M Stewart
2000-01	J M Stewart
2001-02	A Staunton
2002-03	A Staunton/S D Stanton
2003-04	I A Moran
2004-05	S D Stanton
2005-06	I A Moran
2006-07	G J Mail
2007-08	G J Mail

2008-09	W R Hay
2009-10	G J Mail
2010-11	S O Henry / G J Mail
2011-12	G J Mail
2012-13	M W B Faraday
2013-14	T J D Ley
2014-15	T J D Ley
2015-16	N J Cowell
2016-17	N C R Larkin
2017-18	H Kerr
2018-19	D Malone
2019-20	H Kerr
2020-21	B Joy
2021-22	T P Cummins
2022-23	D Malone
ERIC MCELHONE FIELDING TROPHY (FIRST GRADE ONLY SINCE 1973-74)	
1955-56	E Stockdale
1956-57	S W White
1957-58	K Williamson
1958-59	A Low
1959-60	A Low
1960-61	A Low
1961-62	A Low
1962-63	D Fox
1963-64	G Cole
1964-65	G Cole
1965-66	G Dawson
1966-67	R Thomas
1967-68	R C Mesley
1968-69	C McLeod
1969-70	R C Mesley
1970-71	P V James
1971-72	P V James
1972-73	P Mackay
1973-74	A B Crompton
1974-75	A Manzie
1975-76	G Harper
1976-77	M Thompson
1977-78	J L'Estrange

1978-79	B Wilcock
1979-80	M LeLievre
1980-81	I Wilson
1981-82	C J Tomko
1982-83	A D Shaw
1983-84	C J Tomko
1984-85	D Quoyle
1985-86	D Quoyle
1986-87	C J Tomko
1987-88	E Atkins
1988-89	G B T Lovell
1989-90	G J Lennon
1990-91	A C Ridley
1991-92	A D Shaw
1992-93	R Bennison
1993-94	R E Wiles
1994-95	C J Tomko
1995-96	T C Watkins
1996-97	R Bennison
1997-98	A Elbourne
1998-99	D J Waugh
1999-00	D Quoyle
2000-01	P J Stanbridge
2001-02	S D Stanton
2002-03	S D Stanton
2003-04	S D Stanton
2004-05	S D Stanton
2005-06	G J Mail
2006-07	H McKay
2007-08	I A Moran
2008-09	M Morgan
2009-10	T W R Kierath
2010-11	S O Henry
2011-12	N C R Larkin
2012-13	T J D Ley
2013-14	J R Pattison
2014-15	L S Robertson
2015-16	W R Hay
2016-17	T J D Ley
2017-18	T Cummins

2018-19	T Cummins
2019-20	T Cummins
2020-21	D Mortimer
2021-22	D Mortimer
2022-23	C Maladay
TOM GARRETT TROPHY (BEST AND FAIREST)	
1974-75	I E Wolfe
1975-76	J Goncalves
1976-77	B W Collins
1977-78	R Wilkinson
1978-79	S W Quartermain
1979-80	P Dillon
1980-81	D J Simpson
1981-82	T Murphy
1982-83	A W Little, J Hay
1983-84	J A Grimble
1984-85	J May
1985-86	D Quoyle
1986-87	M Charrett
1987-88	G Cooper
1988-89	M C Farrow
1989-90	J Ellis
1990-91	G J Lennon
1991-92	D Baffsky
1992-93	M Bland
1993-94	J M Saint
1994-95	J M Saint
1995-96	B Wood
1996-97	M E Wilson, R E Wiles
1997-98	B Wood
1998-99	I Gray
1999-00	T W R Kierath
2000-01	P Keene
2001-02	K Wicks
2002-03	A Staunton
2003-04	I A Moran
2004-05	I A Moran
2005-06	I A Moran
2006-07	G J Mail

2007-08	G J Mail
2008-09	M Culkoff
2009-10	G J Mail
2010-11	I A Moran
2011-12	G J Mail
2012-13	B Joy
2013-14	B Joy
2014-15	B Joy
2015-16	J Gibson
2016-17	N C R Larkin
2017-18	A J Grant
2018-19	B Frost
2019-20	H Kerr
2020-21	T Cummins
2021-22	L S Robertson
2022-23	N Larkin
RAY EASTCOTT MEMORIAL TROPHY (LEADING ALL-ROUNDER)	
1991-92	T Murphy
1992-93	J M Saint
1993-94	J M Saint
1994-95	J W Banks
1995-96	B Wood
1996-97	P J Stanbridge
1997-98	T Mornane
1998-99	M E Wilson
1999-00	P J Stanbridge
2000-01	P J Stanbridge
2001-02	B Gay
2002-03	T Croft
2003-04	I A Moran
2004-05	I A Moran
2005-06	I A Moran
2006-07	D A Butchart
2007-08	I A Moran
2008-09	I A Moran
2009-10	I A Moran
2010-11	G J Mail
2011-12	G J Mail
2012-13	L S Robertson

2013-14	T J D Ley
2014-15	J Ryan
2015-16	J Craig-Dobson
2016-17	T W R Kierath
2017-18	H Kerr
2018-19	D Holloway
2019-20	H Kerr
2020-21	B Mitchell
2021-22	L S Robertson
2022-23	D Hunter
DR JIM L'ESTRANGE TROPHY (MOST VALUABLE UNDERGRADUATE PLAYER)	
1978-79	S Quartermain
1979-80	A D Shaw
1980-81	S Dight
1981-82	P Healey
1982-83	P Somerville
1983-84	R J C Newton
1984-85	I Smith
1985-86	T Howard
1986-87	M Charrett
1987-88	M Smith
1988-89	R Lange
1989-90	T Clarsen
1990-91	M Bland
1991-92	M Evans
1992-93	A Rowe
1993-94	J Dunlop
1994-95	C Williams, W Knight, N T Ridley
1995-96	N T Ridley
1996-97	A Pearson
1997-98	S D Pardy
1998-99	L Forde
1999-00	T W R Kierath
2001-02	J Cawte
2002-03	T Szatow
2003-04	L Reynolds
2004-05	M Paskal
2005-06	A Cowan

2006-07	N Dunford
2007-08	J I Toyer
2008-09	B Larkin
2009-10	J I Toyer
2010-11	N C R Larkin
2011-12	C Cull
2012-13	A S Logan
2013-14	L McMahon
2014-15	J Craig-Dobson
2015-16	K Tate
2016-17	H Kerr
2017-18	H Kerr
2018-19	R McElduff
2019-20	D Holloway
2020-21	D Holloway
2021-22	R McElduff
2022-23	H Ikeda
BRIAN HICKEY AWARD (POIDEVIN-GRAY PLAYER OF THE SEASON)	
1983-84	S Frawley
1984-85	S Frawley
1985-86	S Frawley
1986-87	R M Oldham
1987-88	J Hennessy
1988-89	S J Gray
1989-90	A D Smith
1990-91	S J Gray, M Bland
1991-92	A D Smith
1992-93	D Macintosh
1993-94	B I Hill
1994-95	R Rajendra
1995-96	A Durie
1996-97	A Pearson
1997-98	A Elbourne
1998-99	C Graham
1999-00	R J Brewster, S P Jensen
2000-01	S D Stanton, K Whatham
2001-02	M Dreise
2002-03	W Gell

2003-04	K Lahey
2004-05	K Lahey
2005-06	T J D Ley
2006-07	W R Hay
2007-08	B Larkin
2008-09	T J D Ley
2009-10	B Larkin
2010-11	N C R Larkin
2011-12	L S Robertson
2012-13	B Pryke
2013-14	M Hope
2014-15	J Craig-Dobson
2015-16	J Holloway
2016-17	H Kerr
2017-18	N Craze
2018-19	R McElduff
2019-20	C Cassell
2020-21	B Mitchell
2021-22	H Ikeda
2022-23	H Ikeda
JOHN LAMBLE AWARD (OUTSTANDING CAPTAIN)	
1999-00	J Drayton (6th)
2000-01	A C Ridley (Club Capt)
2001-02	J F Rodgers (5th)
2002-03	J F Rodgers (5th)
2003-04	B Carey (AWG)
2004-05	D Ward (2nd)
2005-06	J Wright (6th)
2006-07	D A Butchart (2nd)
2007-08	D A Butchart (2nd)
2008-09	D A Jessep (3rd)
2009-10	A F Theobald (2nd)
2010-11	W R Hay (1st)
2011-12	T W R Kierath (2nd)
2012-13	P B Murray (3rd)
2013-14	A Cowan (3rd)
2014-15	T W R Kierath (2nd)
2015-16	A Cowan (3rd), A J Grant (4th)
2016-17	N C R Larkin (1st)

2017-18	A Cowan (3rd)
2018-19	J Larkin (2nd)
2019-20	L Robertson (1st) H Clark (3rd)
2020-21	L Robertson (1st)
2021-22	J Toyer (3rd)
2022-23	T Cummins (1st)
ALAN CROMPTON AWARD (AW GREEN SHIELD PLAYER OF THE YEAR)	
1997-98	N French
1998-99	D Welsh
1999-00	L Reynolds, N Castelino
2000-01	S Hinton, T Harrington
2001-02	G Elliott
2002-03	P Pathirana
2003-04	P Pathirana
2004-05	H Balasuriya
2005-06	D Norris
2006-07	A Tracey, C Aldersley
2007-08	L Truashiem
2008-09	M Ruhnu
2009-10	A Liggins
2010-11	J Moffat
2011-12	K Tate
2012-13	J Pattison
2013-14	H Fullerton
2014-15	N Arnold
2015-16	M Glassock
2016-17	M J Phoebus
2017-18	J Rinka
2018-19	E Fitzpatrick
2019-20	L Reid
2020-21	W Watson
2021-22	X Nath
2022-23	J Bray
DANIEL WARD AWARD (LOWER GRADES FIELDING)	
2007-08	D Ward
2008-09	J D Crowley
2009-10	H Balasuriya
2010-11	A F Theobald

2011-12	T W R Kierath
2012-13	D Visser
2013-14	E Arnott
2014-15	J Maddocks
2015-16	J D Crowley
2016-17	E Arnott
2017-18	T Galvin
2018-19	T Kierath
2019-20	J Veitch
2020-21	S Anandarajah
2021-22	L Coehlo
2022-23	A Hazard
MOST VALUABLE T20 PLAYER AWARD	
2015-16	LS Robertson
2016-17	D Mortimer
2017-18	D Mortimer
2018-19	H Kerr
2019-20	H Kerr
2020-21	K Tate
2021-22	L S Robertson
2022-23	D Hunter
TOM KIERATH AWARD (THE IDEAL TEAMMATE)	
2018-19	T Kierath
2019-20	J Toyer
2020-21	B Joy
2021-22	M Powys
2022-23	O Zannino
O'REILLY MEDAL WINNERS	
1986-87	J A Grimble
1991-92	J M Saint
2005-06	I A Moran
2009-10	G J Mail
2011-12	G J Mail
2019-20	H Kerr (Joint Winner)
MICHAEL BEVAN MEDAL WINNERS	
2017-18	T Cummins
2019-20	LS Robertson

CLUB RECORDS

ALL GRADES, 1864-2023

CLUB CHAMPIONSHIP

Winners 2000-01, 2004-05, 2013-14; 2018-19

Runners-up 1962-63, 1963-64, 1997-98, 2002-03, 2006-07, 2008-09, 2011-12, 2014-15, 2016-17

CLUB PARTNERSHIP RECORDS (GRADE CRICKET)

1st wkt	337	N C R Larkin & GJ Mail	1st Grade v Manly	2016-17
2nd wkt	390*	MJ Phelps & GJ Mail	1st Grade v Mosman	2005-06
3rd wkt	291	JM Taylor & JV Garner	1st Grade v Waverley	1923-24
4th wkt	313	CR Jones & P O'Halloran	2nd Grade v Mosman	2009-10
5th wkt	307	RCM Boyce & LC Donovan	1st Grade v Cumberland	1919-20
6th wkt	187*	A Wiles & T Mornane	4th Grade v Eastern Suburbs	1997-98
7th wkt	150*	BW Collins & RJ Thomas	2nd Grade v Gordon	1976-77
8th wkt	188	A Webster & C Graham	3rd Grade v Eastern Suburbs	1996-97
9th wkt	153	S Ruff & PV James	2nd Grade v North Sydney	1968-69
10th wkt	154	AI Blue & WD Cargill	2nd Grade v Central Cumberland	1898-99

HIGHEST PARTNERSHIPS (OTHER MATCHES)

1st wkt	348	TW Garrett & HH Lee	1st Grade v Albert	1888-89
1st wkt	301	K Lahey & LReynolds	PG v North Sydney	2003-04
3rd wkt	294	CJ Tozer & FM Farrar	Intersarsity v Melbourne	1913
4th wkt	239	EF Waddy & RF Harvey	Intersarsity v Melbourne	1905
9th wkt	232	FE McElhone & CV Single	Intersarsity v Melbourne	1910

MOST RUNS IN A CAREER	NCR Larkin	10357 (av 39.38)		2007-23
MOST RUNS IN A SEASON	GJ Mail	1242 (av 77.62)	1st Grade	2009-10
HIGHEST INDIVIDUAL SCORE	TW Garrett	274	1st Grade v Albert	1888-89
HIGHEST AVERAGE IN A SEASON	RJ Davison	157.8 (789 runs)	1st Grade	2000-01
MOST WICKETS IN A CAREER	JF Rodgers	869 (av 16.03)		1972-13
MOST WICKETS IN A SEASON	J Coates	105 (av 6.18)	1st Grade	1871-72
BEST BOWLING IN AN INNINGS	TW Garrett	10-11	1st Grade v Singleton	1876-77
BEST BOWLING IN A MATCH	HM Faithfull	14-27	1st Grade v Warwick	1871-72
MOST CAREER FIELDING DISMISSALS	AB Crompton	384		1961-83
MOST FIELDING DISMISSALS/SEASON	SD Stanton	65 (55ct, 10st)	1st Grade	2002-03
MOST FIELDING DISMISSALS/INNINGS	I Wilson	7 (3ct, 4st)	1st Grade v UNSW	1980-81
	S McKay	7 (7ct)	3rd Grade v Wests	1986-87
	AD Shaw	7 (4ct, 3st)	2nd Grade v Parramatta	1987-88
	JD Crowley	7 (7ct)	2nd Grade v Parramatta	2009-10

DOUBLE CENTURIES

274	TW Garrett	v Albert	1st Grade	1888-89
253	JM Taylor	v Waverley	1st Grade	1923-24
253	EJM Cowan	v Manly	1st Grade	2006-07
246	NCR Larkin	v Mosman	1st Grade	2017-18
240	S Hobson	v Parramatta	5th Grade	2011-12
229*	S Hobson	v Hawkesbury	2nd Grade	2017-18
226	A F Theobald	v Northern District	2nd Grade	2011-12
221	AD Forbes	v Randwick	3rd Grade	1909-10
215	P Pathirana	v Parramatta	4th Grade	2006-07
214	GJ Mail	v Randwick-Petersham	1st Grade	2009-10
212	GJ Mail	v Northern District	1st Grade	2009-10
211	CJ Tozer	v Redfern	2nd Grade	1910-11
209	JV Garner	v Manly	1st Grade	1923-24
207	WH Gregson	v Waverley	2nd Grade	1900-01
206*	NCR Larkin	v Manly-Warringah	1st Grade	2016-17
205*	P Hamblin	v Gordon	2nd Grade	1986-87
202*	IA Moran	v Manly	1st Grade	2011-12
201*	RLP Turner	v Marrickville	2nd Grade	1935-36
201	A Low	v St George	2nd Grade	1958-59
201	AW Ross	v Manly	1st Grade	1926-27
200*	MJ Phelps	v Mosman	1st Grade	2005-06
200*	GJ Mail	v Mosman	1st Grade	2005-06
200*	SO Henry	v Eastern Suburbs	1st Grade	2013-14
200*	JW Hill	v Mosman	2nd Grade	2013-14

MOST WICKETS IN AN INNINGS

10-11	TW Garrett	v Singleton	1st Grade	1876-77
10-36	P Garrett	v Mosman	2nd Grade	1988-89
10-63	C Alderdice	v St George	2nd Grade	1939-40
9-12	J Coates	v Parramatta	1st Grade	1876-77
9-15	OE Nothling	v Marrickville	1st Grade	1925-26
9-17	A Baigent	v Gordon	5th Grade	1980-81
9-25	R Hudson	v Glebe	2nd Grade	1943-44
9-25	MW O'Sullivan	v Randwick	2nd Grade	1971-72
9-37	R Wilkinson	v Gordon	5th Grade	1977-78
9-38	S Ruff	v Randwick	3rd Grade	1968-69
9-41	SD Grant	v Uni of NSW	2nd Grade	1974-75
9-44	D Carney	v Manly	3rd Grade	1951-52
9-51	DW Hanlin	v Petersham	1st Grade	1947-48
9-52	R Harrison	v Randwick	4th Grade	1984-85
9-55	D McDonald	v Drummoyne	7th Grade	1975-76
9-56	R Howlett	v Cumberland	5th Grade	1977-78
9-64	HC Delohery	v North Sydney	2nd Grade	1898-99
9-73	H Smith	v Petersham	3rd Grade	1995-96
9-78	SG Webb	v Waverley	2nd Grade	1922-23

MOST WICKETS IN A MATCH

14-27	HM Faithfull	v Warwick	1st Grade	1871-72
14-45	CIM McRae	v Petersham	3rd Grade	1973-74
14-75	WF Matthews	v Randwick	2nd Grade	1907-08

14-84	R Howlett	v Gordon	5th Grade	1977-78
14-106	J Farrar	v Mosman	2nd Grade	1912-13
14-?	J Coates	v Albion	1st Grade	1867-68
13-54	P Dillon	v Balmain	4th Grade	1979-80
13-70	SG Webb	v Glebe	2nd Grade	1922-23
13-80	RJA Massie	v Sydney	1st Grade	1913-14
13-95	NW Broughton	v Paddington	2nd Grade	1913-14
13-96	RJA Massie	v North Sydney	1st Grade	1913-14
13-97	T Croft	v Mosman	5th Grade	1998-99
13-103	R Harrison	v Randwick	4th Grade	1984-85
13-?	TW Garrett	v Canterbury	1st Grade	1893-94

CENTURY ON DEBUT FOR SUCC IN GRADE CRICKET

AR Muir	100	v Leichhardt	2nd Grade	1914-15
JM Taylor	141*	v Randwick	1st Grade	1922-23
HV Single	100	v Randwick	3rd Grade	1924-25
BI Hill	118	v Balmain	2nd Grade	1991-92
PW Logan	115	v Sutherland	5th Grade	1978-79
D Townsend	101	v Balmain	2nd Grade	1991-92
D Baffsky	124*	v Balmain	3rd Grade	1991-92
M Hackett	127*	v Bankstown	5th Grade	2007-08
HN Clark	120	v Randwick Petersham	6th Grade	2010-11
W Capps	153*	v UNSW	6th Grade	2011-12
S Hobson	240	v Parramatta	5th Grade	2011-12
B Trevor-Jones	115	v Manly	2nd Grade	2014-15
M Lowen	118*	v Western Suburbs	6th Grade	2014-15
D Mortimer scored 122 against Hawkesbury in 1st Grade in 2016-17, in his first innings for SUCC, but in his fourth match.				
BJ Walsh	125*	v Sydney	3rd Grade	2019-20

VIEW ON THE WEBSITE

The following records are now stored on the website under the Club Historical and Annual Report section or by clicking on the link www.sydneyuniversitycricket.com.au/club-records and scrolling down to the relevant section.

- Past Obituaries
- Remember the Fallen
- Club Admin and Records
- Blues and Golds
- Club records 1854-93





FIRST GRADE RECORDS (SINCE 1893-94)

PREMIERS	1909-10 (J B Lane capt); 1911-12 (J B Lane); 1913-14 (W J Stack); 2002-03 (S D Stanton); 2004-05 (S D Stanton); 2010-11 (W R Hay); 2011-12 (G J Mail); 2013-14 (GJ Mail); 2016-17 (NCR Larkin)
MINOR PREMIERS	2013-14 (GJ Mail); 2016-17 (NCR Larkin); 2018-19 (LS Robertson) 2022-23 (T P Cummins)
RUNNERS-UP	1912-13 (B Lane); 1923-24 (JM Taylor); 1924-25 (JM Taylor); 1929-30 (JEP Hogg); 2008-09 (GJ Mail); 2017-18 (NCR Larkin); 2018-19 (LS Robertson); 2019-20 (LS Robertson) 2022-23 (T P Cummins)
SEMI-FINALISTS	1956-57 (K Sheffield); 2006-07 (S D Stanton)
QUALIFYING FINALIST	2000-01 (J M Stewart); 2007-08 (G J Mail); 2009-10 (G J Mail)
LIMITED OVERS CHAMPIONS	2010-11 (W R Hay); 2017-18 (LS Robertson); 2019-20 (LS Robertson)
LIMITED OVERS RUNNERS-UP	1997-98 (B I Hill); 2009-10 (W R Hay); 2018-19 (LS Robertson); 2022-23 (T P Cummins)
LIMITED OVERS: (SEMI)	1972-73 (IE Fisher, Rothmans Cup, Quarter-finals); 2003-04 (SD Stanton); 2004-05 (S D Stanton); 2011-12 (GJ Mail); 2016-17 (Quarter-finals, NCR Larkin); 2020-21 (Semi Finals, L S Robertson Capt)
TWENTY 20 RUNNERS-UP	2009-10 (W R Hay); 2011-12 (I A Moran); 2015-16 (N C R Larkin); 2018-19 (LS Robertson); 2021-22 (T P Cummins) 2022-23 (T P Cummins)

MOST RUNS IN A SEASON	G J Mail	1242	(av 77.62)	2009-10
HIGHEST INDIVIDUAL SCORE	J M Taylor	253	v Waverley	1923-24
	E J M Cowan	253	v Manly	2006-07
HIGHEST AVERAGE IN A SEASON	R J Davison	157.8	(789 runs)	2000-01
MOST WICKETS IN A SEASON	R J A Massie	69	(av 10.4)	1913-14
BEST BOWLING AVERAGE	R J A Massie	10.4	(69 wickets)	1913-14
BEST BOWLING IN AN INNINGS	O E Nothling	9-15	v Marrickville	1925-26
BEST BOWLING IN A MATCH	R J A Massie	13-80	v Sydney	1913-14
BEST ALL-ROUND PERFORMANCE	G J Mail	1242 runs (av 77.63)	31 wickets (av 17.94)	2009-10
MOST FIELDING DISMISSALS/ SEASON	S D Stanton	65	(55ct, 10st)	2002-03
MOST FIELDING DISMISSALS/ INNINGS	I Wilson	7 (3ct, 4st)	v UNSW	1980-81

HIGHEST PARTNERSHIPS				
1st wkt	337	N C R Larkin & G J Mail	v Manly	2016-17
2nd wkt	390*	M J Phelps & G J Mail	v Mosman	2005-06
3rd wkt	291	J M Taylor & J V Garner	v Waverley	1923-24
4th wkt	310	G J Mail & D Miller	v Northern District	2009-10
5th wkt	307	R C M Boyce & L C Donovan	v Cumberland	1919-20
6th wkt	144	J M Taylor & R Stanley	v Glebe	1924-25
7th wkt	140	R B Minnett & C J Tozer	v Paddington	1910-11
8th wkt	179	H H Massie & A D Watson	v Petersham	1909-10
9th wkt	100	D Quoyle & B Spencer	v Balmain	1998-99
10th wkt	94	J I Toyer & N J Cowell	v Mosman	2009-10

SUCCESSIVE DOUBLE CENTURIES

G J Mail 2009-10 214 (v Randwick-Petersham),
212 (v Northern District)

THREE SUCCESSIVE CENTURIES

J M Taylor 1923-24 104 (v Western Suburbs),
253 (v Waverley),
110 (v Petersham)

CENTURY ON DEBUT IN 1ST GRADE

J M Taylor 1922-23 141* v Randwick

G C Hogg 1926-27 125* v Cumberland

CENTURY OPENING PARTNERSHIP IN EACH INNINGS

R Bardsley & E F Rofe 1915-16 102 & 100 v Middle Harbour

HIGHEST TEAM TOTALS

For: 512 v Gordon, 1914-15

Against: 3d 585 (Petersham), 1915-16
7-571 (by Gordon), 1941-42

LOWEST TEAM TOTALS

For: 37 v Western Suburbs, 1942-43
37 v Gordon, 1973-74

Against: 22 (by Cumberland), 1912-13



N. Larkin and E. Cowan



Tim Cummins
1st Grade Captain

500 RUNS IN A SEASON

1242	G J Mail	2009-10
1225	G J Mail	2006-07
1115	D Mortimer	2017-18
1097	NCR Larkin	2017-18
1095	G J Mail	2010-11
1090	J Bogle	1918-19
1071	G J Mail	2011-12
1037	E J M Cowan	2002-03
1055	N C R Larkin	2013-14
1020	N C R Larkin	2016-17
1001	S O Henry	2011-12
987	I A Moran	2002-03
964	R J Davison	1999-00
963	G J Mail	2005-06
961	J M Taylor	1923-24
938	I A Moran	2011-12
936	LS Robertson	2019-20
921	E J M Cowan	2004-05
916	S O Henry	2010-11
885	E J M Cowan	2003-04
883	NCR Larkin	2022-23
878	G J Mail	2007-08
877	S D Stanton	2002-03
865	S D Stanton	2004-05
861	H Kerr	2019-20
851	I E Fisher	1970-71
842	C J Tozer	1913-14
842	I A Moran	2006-07
840	M J Phelps	2003-04
800	J Hellmrich	1930-31
789	R J Davison	2000-01
789	S O Henry	2013-14
789	D Mortimer	2018-19
785	K P Pietersen	2002-03
783	E J M Cowan	2006-07
778	E P Barbour	1912-13
777	D Mortimer	2016-17
773	I A Moran	2010-11
770	H Kerr	2018-19
766	J V Garner	1923-24
742	I A Moran	2005-06
733	I A Moran	2003-04
732	W R Hay	2009-10

731	I A Moran	2007-08
728	D. Mortimer	2022-23
719	LS Robertson	2017-18
713	I E Fisher	1971-72
713	H O Rock	1922-23
702	I A Moran	2009-10
698	W R Hay	2008-09
696	R J Davison	2001-02
696	M W B Faraday	2012-13
691	R J Brewster	1999-00
673	J E P Hogg	1929-30
665	W A South	1944-45
664	D J Waugh	2002-03
662	M Perry	1984-85
662	M J Phelps	2005-06
662	J Gauci	2022-23
661	S D Stanton	2003-04
658	G J Mail	2008-09
656	H O Rock	1924-25
651	J M Saint	1993-94
643	E P Barbour	1911-12
641	M Hansen	2003-04
640	E J M Cowan	2008-09
638	J E P Hogg	1926-27
632	N C R Larkin	2011-12
632	M W B Faraday	2013-14
631	A Alderson	1951-52
630	M W B Faraday	2011-12
630	R McElduff	2018-19
625	A Alderson	1952-53
624	R C M Boyce	1919-20
618	LS Robertson	2021-22
615	N C R Larkin	2015-16
613	H O Rock	1921-22
611	P J Stanbridge	2000-01
611	E J M Cowan	2007-08
610	P J Stanbridge	1997-98
608	LS Robertson	2015-16
607	LS Robertson	2018-19
606	J G W Erby	1964-65
604	R Bardsley	1920-21
604	P J Stanbridge	1999-00
601	G J Mail	2012-13
600	S O Henry	2014-15

599	T Parsonage	1930-31
599	M W B Faraday	2010-11
598	I A Moran	2008-09
596	B Dwyer	1946-47
589	G J Mail	2013-14
587	B Trevor-Jones	2017-18
577	N G Falk	1934-35
577	T P Cummins	2017-18
573	S D Stanton	2005-06
570	H O Rock	1919-20
564	C J Tozer	1910-11
564	M Perry	1982-83
556	E F Waddy	1904-05
556	S D Stanton	2001-02
555	E P Barbour	1914-15
555	A W Ross	1926-27
550	D N Scott-Orr	1956-57
550	A C Ridley	1992-93
548	E P Barbour	1913-14
548	J E P Hogg	1927-28
547	R Bardsley	1915-16
547	H O Rock	1923-24
547	E J M Cowan	2001-02
544	A C Ridley	1991-92
544	G J Mail	2014-15
539	I E Fisher	1975-76
537	I E Fisher	1974-75
536	D Hunter	2022-23
534	LS Robertson	2014-15
533	E P Barbour	1910-11
533	H O Rock	1920-21
532	N C R Larkin	2014-15
529	W A South	1938-39
528	O E Nothing	1923-24
527	R Shand	1966-67
527	T W Garrett	1894-95
523	F Leventhal	1941-42
520	W R Hay	2010-11
519	J Dyson	1983-84
519	I A Moran	2000-01
516	A B Crompton	1968-69
515	R McElduff	2022-23
514	J M Taylor	1922-23
514	A Alderson	1961-62

514	P Hamblin	1990-91
513	D Grattan-Smith	1986-87
511	H H Massie	1909-10
511	D Grattan-Smith	1980-81
510	J Cope	1958-59
506	J E P Hogg	1925-26
506	R J Brewster	2000-01
506	S D Stanton	2000-01
505	D Grattan-Smith	1984-85
504	J M Taylor	1924-25
503	L C Best	1915-16
502	E F Rofo	1923-24
502	T P Cummins	2018-19
501	D D Ridley	1981-82

50 WICKETS IN A SEASON

69	R J A Massie	1913-14
68	D Malone	2022-23
65*	P V James	1973-74
65	A M Staunton	2002-03
65	D Malone	2018-19
64	G S Smith	1945-46
64	N J Cowell	2013-14
61	E Trennery	1919-20
60	GS Smith	1943-44
59	GS Smith	1942-43
59	J A Grimble	1983-84
59	T J D Ley	2013-14
59	T J D Ley	2017-18
56	W J Stack	1912-13
56	W S Searles	1982-83
52	J A Grimble	1992-93
51*	P V James	1971-72
51	J M Stewart	2000-01
50	W J Stack	1911-12
50*	P V James	1969-70
50	M W O'Sullivan	1977-78

* not including 6 wickets in Rothmans Cup matches in 1973-74, 5 in 1971-72 and one in 1969-70 respectively.

MOST CENTURIES IN FIRST GRADE

30	G J Mail	214* (v Randwick-Petersham 2009-10); 212 (v Northern District 2009-10); 200* (v Mosman 2005-06); 184 (v UTS Balmain 2006-07); 181 (v Blacktown 2008-09); 179 (v Manly 2016-17); 178 (v North Sydney 2005-06); 166 (v Manly, 2009-10); 166 (v Manly 2010-11); 164no (v Western Suburbs 2015-16); 150 (v Penrith 2007-08); 145 (v Eastern Suburbs 2010-11); 138no (v Sydney 2014-15); 138 (v Mosman 2010-11); 137 (v Hawkesbury 2011-12); 134 (v Parramatta 2005-06); 131 (v Blacktown 2011-12); 131 (v North Sydney 2012-13); 131 (v Blacktown 2013-14); 129 (v Mosman 2006-07); 127 (v St George 2006-07); 126* (v Eastern Suburbs 2012-13); 125 (v Northern District 2008-09); 110 (v Eastern Suburbs 2006-07); 110 (v Eastern Suburbs 2007-08); 107* (v Blacktown, 2016-17); 102 (v Penrith 2008-09); 106 (v Campbelltown-Camden 2004-05); 105 (v Eastern Suburbs (2013-14); 100 (v North Sydney, 2009-10); 100 (v Campbelltown-Camden 2011-12)
21	N C R Larkin	246 (v Mosman 2017-18); 206* (v Manly 2016-17); 183 (v Gordon 2022-23) 164 (v North Sydney 2017-18); 162* (v Sutherland 2017-18); 157* (v Eastern Suburbs 2014-15); 143 (v Hawkesbury 2020-21); 140 (v Hawkesbury 2017-18); 138 (v Sydney, 2016-17); 138 (v UTS North Sydney, 2018-19); 138 (v Campbelltown-Camden, 2018-19); 136 (v Fairfield-Liverpool 2017-18); 133 (v Northern District 2013-14); 129 (v Sutherland 2016-17); 124 (v Bankstown 2010-11); 124 (v Manly 2011-12); 120 (v Eastern Suburbs, 2016-17); 117 (v Bankstown 2013-14); 113 (v Sutherland 2012-13); 108 (v St. George 2022-23); 106 (v Northern District 2022-23).
13	E J M Cowan	253 (v Manly 2006-07); 199 (v Bankstown 2006-07); 193 no (v Randwick 2007-08); 160 (v Blacktown 2004-05); 160 (v Hawkesbury 2001-02); 131 (v St George 2004-05); 127 (v Hawkesbury 2003-04); 121 (v Bankstown 2003-04); 121 (v St George 2002-03); 120 (v Parramatta 2003-04); 120 (v St George 2017-18); 119 (v UTS Balmain 2002-03); 112 (v Fairfield 2002-03)
11	E P Barbour	181 (v Gordon 1914-15); 153 (v Sydney 1910-11); 152 (v Gordon 1913-14); 143 (v Redfern 1912-13); 135* (v Burwood 1912-13); 135 (v Glebe 1913-14); 123* (v Petersham 1910-11); 120 (v Sydney 1912-13); 117 (v Redfern 1911-12); 109 (v Glebe 1911-12); 103 (v North Sydney 1914-15) Note: In successive innings in 1913 Eric Barbour scored 120, 31*, 135*, 143, 87, 99
9	H O Rock	161 (v Glebe 1922-23); 154 (v Randwick 1924-25); 150 (v North Sydney 1923-24); 144 (v Petersham 1924-25); 133 (v Balmain 1925-26); 132 (v Western Suburbs 1923-24); 126 (v North Sydney 1919-20); 117 (v Marrickville 1921-22); 117 (v North Sydney 1920-21)
9	I E Fisher	136 (v Sutherland 1976-77); 120 (v St George 1972-73); 119* (v Randwick 1973-74); 109 (v Sydney 1971-72); 107 (v Cumberland 1970-71); 100* (v Northern District 1974-75); 100 (v Petersham 1970-71); 100 (v Cumberland 1969-70); 100 (v North Sydney 1970-71)
7	J M Taylor	253 (v Waverley 1923-24); 141* (v Randwick 1922-23); 123 (v Northern District 1925-26); 118 (v North Sydney 1923-24); 115 (v Glebe 1924-25); 110 (v Petersham 1923-24); 104 (v Western Suburbs 1923-24)

CAREER RECORDS - BATTING (MIN 2500 RUNS)

BATSMEN	CAREER	INNS	NO	HS	RUNS	AVE
NCR Larkin	2008-23	235	25	246	8081	38.29
GJ Mail	2004-17	238	35	214*	10247	50.47
IA Moran	2000-13	281	35	202	8695	35.34
EJM Cowan	1999-20	205	20	253	7820	42.27
LS Robertson	2009-22	219	33	193	5386	28.96
DJP Mortimer	2016-23	150	16	143	4895	36.53
IE Fisher	1969-78	164	19	136	4560	31.44
SD Stanton	2000-08	153	26	134*	4557	35.88
AB Crompton	1961-80	256	32	109	4484	20.02
MWB Faraday	2005-16	195	21	147*	4262	24.49
HO Rock	1919-26	95	7	161	3899	44.31
SO Henry	2009-15	107	11	200*	3850	40.10
RJ Davison	1997-02	86	21	168*	3684	56.67
W R Hay	2006-17	137	14	162*	3307	26.88
H Kerr	2016-23	100	10	133	3283	36.47
CJ Tomko	1980-95	165	14	103*	3219	21.31
M Perry	1975-86	124	24	125	3095	30.95
T P Cummins	2017-23	125	28	156	3089	31.84
EP Barbour	1909-15	59	7	181	3086	59.35
D Grattan-Smith	1980-87	111	6	89	3008	28.64
A Alderson	1951-66	96	28	139	2991	43.98
JA Grimble	1982-94	177	15	93	2982	18.41
JM Hellmrich	1930-37	113	11	124	2974	29.15
K Sheffield	1949-61	146	22	121*	2919	23.54
JEP Hogg	1924-30	76	7	150	2800	40.53
AD Shaw	1981-92	130	14	127	2736	23.58
R Bardsley	1914-22	85	10	112	2677	35.69
L Best	1914-21	107	13	169*	2643	28.11
GC Hogg	1926-33	86	5	149	2576	31.80
WA South	1937-43	115	13	106	2561	25.11

CAREER RECORDS - BOWLING (MIN 150 WICKETS)

BOWLERS	CAREER	WKTS	RUNS	AVE
MW O'Sullivan	1969-94	652	13570	20.81
JA Grimble	1982-94	382	8570	22.43
TJD Ley	2007-19	340	7388	21.72
IA Moran	2000-13	337	7394	21.94
PV James	1968-77	320	7137	22.30
D Malone	2016-23	289	6353	21.98
WJ Stack	1905-15	259	4915	18.93
GH Pike	1971-80	242	5043	20.83
GS Smith	1941-46	241	4386	18.19
MB Pawley	1962-69	234	4445	18.99
GJ Mail	2004-17	222	4501	20.27
TWR Kierath	2002-19	216	4890	22.64
B Joy	2011-21	214	5235	24.46
DW Hanlin	1946-52	197	3176	16.12
CA Elder	1975-89	190	4884	25.71
JV Garner	1920-26	186	3579	19.24
RB Minnett	1906-15	186	3469	18.65
NJ Cowell	2006-16	158	3253	20.58

CAREER RECORDS - WICKET KEEPING (MIN 250 DISMISSALS)

WICKET KEEPERS	CAREER	CATCHES	STUMPINGS	TOTAL
A B Crompton	1961-80	268	63	331
S D Stanton	2000-08	228	55	283

WICKET KEEPING 40 DISMISSALS IN A SEASON

65 (55/10)	SD Stanton	2002-03
52 (45/7)	TP Cummins	2018-19
51 (40/11)	SD Stanton	2004-05
49 (42/7)	TP Cummins	2017-18
46 (39/7)	AB Crompton	1973-74
41 (34/7)	SD Stanton	2006-07
40 (34/6)	TP Cummins	2019-20
40 (35/5)	TP Cummins	2020-21

SECOND GRADE RECORDS

From 1898–99 to 1901–02, the Club's 1st XI played in the Second Grade competition

PREMIERS	1898–99 (A B S White capt); 1901–02 (H M Stephen); 1911–12 (R C M Boyce); 1962–63 (I McCristal); 1963–64 (J H Everett); 1964–65 (J H Everett); 1979–80 (D D Ridley); 2007–08 (D A Butchart); 2008–09 (D Ward); 2011–12 (T W R Kierath); 2012–13 (B Larkin); 2013–14 (T W R Kierath); 2014–15 (T W R Kierath); 2018–19 (J Larkin)
MINOR PREMIERS	1962–63 undefeated (I McCristal); 1963–64 (J H Everett); 2006–07 (D A Butchart); 2013–14 (T W R Kierath); 2013–14 (T W R Kierath); 2018–19 (J Larkin)
RUNNERS-UP	1907–08 (W F Matthews); 1909–10; 1977–78 (D D Ridley); 2006–07 (D A Butchart)
SEMI-FINALISTS	1960–61 (I McCristal); 1961–62 (I McCristal); 1971–72 (D Scanlan); 2009–10 (A F Theobald); 2010–11 (A F Theobald)
QUALIFYING FINALIST	2000–01 (S J Gray); 2004–05 (D Ward); 2015–16 (T W R Kierath); 2017–18 (J Larkin); 2021–22 (H Clark)

MOST RUNS IN A SEASON	D A Butchart	1019	(av 53.63)	2006–07
HIGHEST INDIVIDUAL SCORE	S Hobson	229 no.	v Hawkesbury	2017–18
HIGHEST AVERAGE IN A SEASON	O E Nothling	133.3	(400 runs)	1921–22
MOST WICKETS IN A SEASON	I E Wolfe	69	(av 14.0)	1974–75
BEST BOWLING AVERAGE	O E Nothling	6.3	(25 wickets)	1920–21
BEST BOWLING IN AN INNINGS	P Garrett	10–36	v Mosman	1988–89
BEST ALL-ROUND PERFORMANCE	D A Butchart	1019 runs (av 53.63)	23 wickets (av 19.48)	2006–07
MOST DISMISSALS/SEASON	A D Shaw	38	(26ct, 12st)	1987–88
MOST DISMISSALS/INNINGS	A D Shaw	7	v Parramatta	1987–88
	J D Crowley	7	v Parramatta	2009–10
MOST RUNS IN A CAREER	AF Theobald	4889	(av 37.89)	1999–15
MOST WICKETS IN A CAREER	Jl Toyer	221	(av 20.01)	2007–20

HIGHEST PARTNERSHIPS				
1st wkt	291	J Ryan & N C R Larkin	v Manly	2008–09
2nd wkt	292	A F Theobald & M W B Faraday	v Northern District	2009–10
3rd wkt	223	A F Theobald & S Hobson	v Hawkesbury	2011–12
4th wkt	313	C R Jones & P O'Halloran	v Mosman	2009–10
5th wkt	243	G B T Lovell & D A Macintosh	v North Sydney	1995–96
6th wkt	177	T W R Kierath & K Desai	v Manly	2011–12
7th wkt	150*	B W Collins & R J Thomas	v Gordon	1976–77
8th wkt	179*	M Culkoff & T J D Ley	v Parramatta	2009–10
9th wkt	153	S Ruff & P V James	v North Sydney	1968–69
10th wkt	154	A I Blue & W D Cargill	v Cent Cumb	1898–99

50 WICKETS IN A SEASON		
69	IE Wolfe	1974–75
64	B Joy	2013–14
61	AI Blue	1900–01
56	PJ McSharry	1901–02
52	SJ Glenday	1979–80
51	N Broughton	1911–12

500 RUNS IN A SEASON

1019	DA Butchart	2006–07
694	WH Gregson	1900–01
688	AF Theobald	2009–10
679	RH Storey	1968–69
672	RCM Boyce	1912–13
672	AF Theobald	2011–12
664	R Shand	1963–64
650	JH Everett	1965–66
643	AF Theobald	2013–14
640	TWR Kierath	2011–12
639	DA Butchart	2008–09
630	RCM Boyce	1910–11
617	ABS White	1898–99
601	N Craze	2017–18
587	S D Pardy	1998–99
579	AJ Elbourne	1994–95
579	L Reynolds	2003–04
575	GJ Lennon	1990–91
575	WR Hay	2014–15
554	JH Everett	1963–64
552	EC Heden	1901–02
551	LS Robertson	2012–13
537	V H George	2018–19
536	R A Danne	2018–19
535	MWB Faraday	2009–10
528	AF Theobald	2007–08
528	NCR Larkin	2008–09
525	G Cooper	1984–85
524	A Cowan	2006–07
518	AF Theobald	2008–09
515	MWB Faraday	2008–09
512	IW Foulsham	1973–74
508	HM Stephen	1899–00
508	DS Miller	2016–17
507	J Ryan	2006–07
505	K Lahey	2003–04
503	RLP Turner	1935–36
502	EB LeCouteur	1969–70
501	S Hobson	2014–15

MOST CENTURIES IN SECOND GRADE

13	A F Theobald	226 (v Northern District 2011–12); 179 (v Randwick-Petersham 2007–08); 168 (v Northern District 2009–10); 146 (v Northern District 2013–14); 139 (v Balmain 2001–02); 132 (v Blacktown 2009–10); 125* (v Bankstown 2007–08); 120 (v Hawkesbury 2013–14); 112 (v St. George 2010–11); 108 (Fairfield-Liverpool 2012–13); 107 (v Easts 2008–09); 102 (v Parramatta 2008–09); 100 (v Hawkesbury 2000–01)
8	S Hobson	229* (v Hawkesbury 2017–18); 133 (v Manly 2014–15 GF); 126 (v Hawkesbury 2011–12); 121* (v North Sydney 2013–14); 105* (v Western Suburbs 2017–18); 102* (v Randwick-Petersham 2015–16); 101* (v UNSW 2013–14); 104 (v Fairfield-Liverpool 2018–19)
5	R C M Boyce	124, 106, 102 (1910–11); 145*, 124 (1912–13)
5	D A Butchart	183 (v St George 2006–07); 160* (v UTS Balmain 2006–07); 115 (v 2008–09); 112 (v Petersham 1995–96); 105 (v Mosman 1993–94)
5	J Ryan	133 (v Manly 2008–09); 109 (v Parramatta 2008–09); 103* (v Mosman 2006–07); 102 (v UNSW 2007–08); 101* (v Randwick 2009–10)
4	M W B Faraday	186 (v Northern District 2009–10); 154 (v Hawkesbury 2009–10); 120 (v Randwick-Petersham 2006–07); 105* (v Penrith 2005–06)
4	J H Everett	101* (1954–55); 102 (1960–61); 147* (1963–64); 100 (1964–65)
4	B W Collins	104 (1968–69); 103 (1972–73); 113 (1973–74); 101* (v Gordon 1976–77)
3	A I Low	201* (1958–59); 104 (1959–60); 184 (1963–64)
3	D Townsend	156, 124*, 100 (1991–92)
3	H M Stephen	149, 135, 123 (1898–99)
3	J W Hill	200* (v Mosman 2013–14); 109 (v Western Suburbs 2012–13); 101 (v Parramatta 2012–13)
3	N Craze	162 (v Fairfield-Liverpool, 2017–18; 129 (v Penrith, 2017–18; 110 (v Parramatta, 2017–18)

THIRD GRADE RECORDS

PREMIERS	1980-81 (P Gray capt); 1994-95 (J Dunlop); 1997-98 (TA Lester); 2015-16 (A Cowan); 2017-18 (A Cowan); 2019-20 (HN Clarke)
MINOR PREMIERS	1975-76 (RJ Thomas); 1982-83 (JF Rodgers); 1994-95 (J Dunlop); 2004-05 (PB Murray); 2008-09 (D Jessep); 2016-17 (A Cowan); 2018-19 (JW Hill)
RUNNERS-UP	1951-52; 1974-75 (RJ Thomas); 1982-83 (JF Rodgers); 1995-96 (CJ Tomko); 2008-09 (D Jessep); 2012-13 (PB Murray); 2016-17 (A Cowan); 2018-19 (JW Hill)
SEMI-FINALISTS	1962-63 (RJ Richards); 1963-64 (RJ Richards); 1975-76 (RJ Thomas); 1989-90 (MC Farrow); 1993-94 (AD Shaw); 2001-02 (M Salisbury); 2004-05 (PB Murray); 2005-06 (PB Murray); 2007-08 (B Smith); 2013-14 (A Cowan); 2021-22 (JI Toyer)
QUALIFYING FINALIST	2000-01 (AC Ridley)

ENCOURAGEMENT AWARD	1973-74 (R J Thomas)	1019	(av 53.63)	2006-07
MOST RUNS IN A SEASON	N T Ridley	634	(av 39.6)	1995-96
HIGHEST INDIVIDUAL SCORE	A D Forbes	221	v Randwick	1909-10
HIGHEST AVERAGE IN A SEASON	M Tonkin	68.0	(272 runs)	1968-69
MOST WICKETS IN A SEASON	M C Farrow	57	(av 13.2)	1995-96
BEST BOWLING AVERAGE	G H Pike	7.3	(17 wickets)	1969-70
BEST BOWLING IN AN INNINGS	S Ruff	9-38	v Randwick	1968-69
BEST BOWLING IN A MATCH	C I M McRae	14-45	v Petersham	1974-75
BEST ALL-ROUND PERFORMANCE	J Kazaglis	311 Runs (av 28.27)	22 wickets (av 17.54)	2006-07
MOST DISMISSALS/SEASON	T Driscoll	35	(25ct, 10st)	1980-81
MOST DISMISSALS/INNINGS	S McKay	7	v W Suburbs	1986-87
MOST RUNS IN A CAREER	JW Hill	2675	(av 30.74)	2007-22
MOST WICKETS IN A CAREER	M C Farrow	287	(av 17.8)	1986-99

HIGHEST PARTNERSHIPS (RECORDS EXIST FROM 1960-61)

1st wkt	183	S D Pardy 161* & T A Lester 85	v W Suburbs	1997-98
2nd wkt	203	D Collins 106* & J Hennessy 98	v Penrith	1987-88
3rd wkt	247	T Harrington 128* & B Burgess 123	v Randw'k-Ptrsham	2005-06
4th wkt	202*	R Kelly 114* & A F Theobald 104*	v Parramatta	1999-00
5th wkt	191	T Driscoll 102* & A Frost 97	v Macquarie Univ	1980-81
6th wkt	185	D Baffsky 124 & R McEvilly 93	v Balmain	1991-92
7th wkt	146	D Kearney 102* & S Hennessy 72	v UNSW	1986-87
8th wkt	188	C Graham 125 & A Webster 88	v Eastern Suburbs	1996-97
9th wkt	90	D G Fox 46 & M W O'Sullivan 33	v Sydney	1969-70
10th wkt	74	A W Little 65 & J F Rodgers 13*	v Gordon	1982-83

50 WICKETS IN A SEASON

57	M C Farrow	1995-96
54	R J Cotton	1966-67
52	S Dight	1980-81
50	C I M McRae	1973-74


500 RUNS IN A SEASON

634	N T Ridley	1995-96
609	O B Young	1997-98
576	C Williams	1994-95
566	C Litchfield	2018-19
560	JW Hill	2018-19
555	W Knight	1994-95
544	N T Ridley	2001-02
528	V Golden	1939-40
512	T A Lester	1997-98

MOST CENTURIES IN THIRD GRADE

4	Jack Hill	127* (v Gordon 2012-13); 123 (v Hawkesbury 2018-19); 110 (v Sydney 2017-18); 100* (v UNSW 2014-15)
4	N T Ridley	117 (1995-96); 110 (2000-01); 113* (2001-02); 161 (2001-02)
3	K W Asprey	117 (1923-24); 116 (1923-24); 131 (1924-25)
3	D Goonesena	116 (1984-85); 121 (1987-88); 116 (1988-89)
3	M Evans	120 (1991-92); 107 (1992-93); 109* (1993-94)
3	C Williams	100 (1997-98); 108, 141 (1998-99)
3	R Jayawardena	119 (v Campbelltown 2005-06); 115 (v Penrith 2005-06); 110* (v Bankstown 2004-05)
3	C Litchfield	109* (v Gordon, 2016-17); 108 (v Bankstown, 2018-19); 106 (v Hawkesbury, 2018-19)

Shuvayu Banerjee



FOURTH GRADE RECORDS

PREMIERS	1976-77 (B Druery capt); 1980-81 (P Gannon); 1988-89 (P Somerville); 1994-95 (M T B Bonnell); 2015-16 (A J Grant); 2019-20 (A Cowan)
MINOR PREMIERS	1980-81 (P Gannon); 1988-89 (P Somerville); 1994-95 (M T B Bonnell); 2011-12 (P B Murray); 2018-19 (A Cowan)
RUNNERS-UP	2018-19 (A Cowan)
SEMI-FINALISTS	1963-64 (F Hampshire); 1971-72 (A Punch); 1974-75 (B Druery); 1977-78 (P Gannon); 1986-87 (J F Rodgers); 2004-05 (M Gaggin); 2011-12 (P B Murray); 2018-19 (A Cowan); 2020-21 (A Cowan); 2021-22 (A Cowan)
QUALIFYING FINALISTS	1998-99 (N T Ridley), 2005-06 (E Quoye) 2007-08 (D Jessep); 2016-17 (A J Grant); 2017-18 (A J Grant)

MOST RUNS IN A SEASON	D Jessep	654	(av 59.45)	2007-08
HIGHEST INDIVIDUAL SCORE	P Pathirana	215	v Parramatta	2006-07
HIGHEST AVERAGE IN A SEASON	R Scamps	119.0	(238 runs)	1965-66
MOST WICKETS IN A SEASON	A Jakes	76	(av 9.8)	1969-70
BEST BOWLING AVERAGE	A Smythe	3.6	(16 wickets)	1950-51
BEST BOWLING IN AN INNINGS	R Harrison	9-52	v Randwick	1984-85
BEST BOWLING IN A MATCH	P Dillon	13-54	v Balmain	1979-80
BEST ALL-ROUND PERFORMANCE	T Mornane	358 runs (av 39.8)	24 wickets (av 23.8)	1997-98
	T Murphy	216 runs (av 24.0)	35 wickets (av 15.9)	1979-80
MOST DISMISSALS/SEASON	A Wallis	29	(24ct, 5st)	1980-81
MOST RUNS IN A CAREER	A Cowan	2306	(av 24.53)	2003-22
MOST WICKETS IN A CAREER	A Jakes	199	(av 9.7)	1965-72

HIGHEST PARTNERSHIPS				
1st wkt	263	K Whatham 176 & L Foulsham 157	v Eastern Suburbs	2000-01
2nd wkt	191	R Mangan 118 & I Tabrett 73	v Mosman	1972-73
	191	P Mackay 125 & P W Logan 122	v Waverley	1982-83
3rd wkt	136*	P Hamblin 163* & D Goonesena 42*	v Macquarie University	1982-83
4th wkt	204	D H Loxton 138 & J Robinson 99	v Waverley	1989-90
5th wkt	186	A Mihalyka 119 & D Visser 104	v Sutherland	2012-13
6th wkt	187*	A G C Wiles 132* & T Mornane 69*	v Eastern Suburbs	1997-98
7th wkt	122	A Rolfe 114 & A Morison 56	v UNSW	1998-99
8th wkt	99	P L Jeffrey 62 & A Clarke 52	v North Sydney	1961-62
9th wkt	114	C Campbell 56 & A G Shaw 68*	v Northern District	2012-13
10th wkt	86	T Driscoll 62* & S Dight 17	v Northern District	1983-84

50 WICKETS IN A SEASON		
76	A Jakes	1969-70
65	A Jakes	1971-72
59	P Dillon	1979-80
52	S White	1979-80

500 RUNS IN A SEASON

654	D Jessep	2007-08
642	N T Ridley	1994-95
565	J Watts	1975-76
564	P Mackay	1982-83
525	N T Ridley	1998-99

MOST CENTURIES IN FOURTH GRADE

3	AJ Grant	110 (2014-15 v UNSW); 101* (2017-18 v Western Suburbs); 107 (2019-20 v Northern Districts)
3	PW Logan	122 (1982-83) 115 (1981-82) 114 (1982-83)
3	M Powys	109 (v Penrith, 2015-16); 133 (v Gordon, 2020-21); 123 (v Sutherland, 2020-21)

Morris Fredriksson



FIFTH GRADE RECORDS

SUCC entered the 5th Grade competition in 1969–70; from 1974–75 to 1984–85 two teams were entered

PREMIERS	1980–81 (D Morgan capt); 1981–82 (L Deverall); 1987–88 (PJ Rodgers); 1988–89 (PJ Rodgers); 1998–99 (JF Rodgers); 2001–02 (JF Rodgers); 2002–03 (JF Rodgers)
MINOR PREMIERS	1980–81 (Undefeated - D Morgan); 1987–88 (PJ Rodgers); 1997–98 (JF Rodgers); 1998–99 (JF Rodgers); 2001–02 (JF Rodgers); 2002–03 (JF Rodgers)
RUNNERS-UP	1997–98 (JF Rodgers); 2004–05 (JF Rodgers); 2011–12 (M Skinner)
SEMI-FINALISTS	1974–75 (J Malicki); 1977–78 (J Malicki); 1994–95 (JW Banks); 2000–01 (JF Rodgers)
QUALIFYING FINALISTS	1999–00 (JF Rodgers); 2007–08 (JF Rodgers); 2008–09 (JF Rodgers); 2009–10 (JF Rodgers); 2018–19 (A Wilkinson)

MOST RUNS IN A SEASON	J W Banks	617	(av 34.30)	1994–95
HIGHEST INDIVIDUAL SCORE	S Hobson	240	v Parramatta	2011–12
HIGHEST AVERAGE IN A SEASON	G Gulliver	213.0	(213 runs)	1969–70
MOST WICKETS IN A SEASON	R Howlett	57	(av 10.60)	1977–78
BEST BOWLING AVERAGE	J Malicki	8.4	(20 wickets)	1976–77
BEST BOWLING IN AN INNINGS	A Baigent	9–17	v Gordon	
BEST BOWLING IN A MATCH	R Howlett	14–84	v Gordon	1977–78
BEST ALL-ROUND PERFORMANCE	J W Banks	617 runs	39 wickets	1994–95
		(av 34.30)	(av 17.70)	1980–81
MOST DISMISSALS/SEASON	M Moore	35	(32ct, 3st)	1997–98
MOST FIELDING CATCHES/SEASON	M Pemberton	19	1997–98	2003–17
MOST RUNS IN A CAREER	M E Wilson	2296	(av 27.30)	1975–2000
MOST WICKETS IN A CAREER	J F Rodgers	342	(av 12.90)	1972–10

HIGHEST PARTNERSHIPS				
1st wkt	257	J Quoyle 140 & R Thompson 126	v Mosman	1991–92
2nd wkt	187	C Granger 116* & N T Ridley 89	v Petersham	1993–94
3rd wkt	244*	M Wilding 115* & M Hackett 127*	v Bankstown	2007–08
4th wkt	137	G Carroll 123 & C Polites 64	v Fairfield	1997–98
5th wkt	150	J Ryan 74 & A Holden 68	v Balmain A	1983–84
6th wkt	174	P Greenwood 93 & M Lynch 113	v UNSW	1977–78
7th wkt	124	P Gregg 76* & J W Banks 75	v Campbelltown	1987–88
8th wkt	160*	T Murphy 101* & R Wilson 58*	v Balmain	1991–92
9th wkt	77	S Frances 79* & M Palmer 28	v Western Suburbs	1983–84
10th wkt	89	M E Wilson 107* & M Moore 44	v Parramatta	1997–98

500 RUNS IN A SEASON

617	J W Banks	1994-95
539	M Skinner	2011-12
525	G Carroll	1997-98
507	M Pemberton	1997-98

50 WICKETS IN A SEASON

57	R Howlett	1977-78
55	T Croft	2002-03

MOST CENTURIES IN FIFTH GRADE

3	M E Wilson	103 (1988-89); 107* (1997-98); 120 (1998-99)
2	J Emmett	101* (1973-74); 122 (1981-82)
2	M F Sewell	109 (1984-85); 104* (1984-85)
2	S Duncan	102 (1985-86); 107 (1986-87)
2	J Quoyle	100 (1986-87); 140 (1991-92)
2	A Rowe	101* (1992-93); 107* (1993-94)
2	C Granger	101* (1992-93); 116* (1993-94)
2	G Carroll	123 (1997-98); 117 (1997-98)



Mitchell Cotton

LOWER GRADE RECORDS

Balmain-Drummoyne	1969–1974: 1 team; 1973–1985: 2 teams 1985–1988 1 team 1989–1991
City & Suburban	1985–1986: 1 team
Municipal & Shire	1986–1988: 1 team
Catholic Competition	1988–1992: 1 team
Gordon A Grade	1992–1999: 1 team
SCA Metropolitan Cup	1999–2019; 1 team

PREMIERS	1973–74 (6th Grade, J Malicki captain); 1979–80 (8th Grade, M Best); 1986–87 (6th Grade, R DeCarvalho); 1987–88 (6th Grade, R DeCarvalho); 1999–2000 (6th Grade, J Drayton); 2004–05 (A Coutts-Smith); 2007–08 (6th Grade, A. Rhodes); 2009–10 (S Cowell); 2013–14 (M Harris)
RUNNERS-UP	1990–91 (6th Grade, J Conomos); 1993–94 (6th Grade, G Fitzsimmons); 2001–02 (J J Anderson); 2014–15 (H de Kretser)
SEMI-FINALISTS	1985–86 (7th Grade, M Groves); 1989–90 (6th Grade, T Clarsen); 1998–99 (6th Grade, D Dawson), 2005–06 (6th Grade, J Wright); 2006–07 (6th Grade, D Brooker); 2008–09 (6th Grade, P Bertelle); 2010–11 (6th Grade, S. Green); 2011–12 (6th Grade, S. Green); 2016–17 (6th Grade, A Wilkinson); 2018–19 (6th Grade, G Cade); 2020–21 (6th Grade Gold G Cade); 2021–22 (6th Grade Gold Henry Cain) 2022–23 (6th Grade Blue Greg Cade)

MOST RUNS IN A SEASON	TWR Kierath	604 (ave. 40.2)	1999–00
HIGHEST INDIVIDUAL SCORE	N. Mortimer (6th)	161* v UNSW Black	2017–18
HIGHEST AVERAGE IN A SEASON	C Whittaker (6th)	71.8 (287 runs)	1998–99
MOST WICKETS IN A SEASON	T Saul (6th B)	45 (av 12.2)	1980–81
BEST BOWLING AVERAGE	R Burkett (6th)	6.3 (23 wickets)	1970–71
BEST BOWLING IN AN INNINGS	D McDonald (7th)	9–55 v Drummoyne Rowers	1975–76
MOST DISMISSALS/SEASON	G. Cade (6th)	21 (16ct, 5st)	2017–18

HIGHEST PARTNERSHIPS				
1st wkt	225	W Capps & A Toomey	v UNSW (6th)	2011–12
2nd wkt	187	G Cluff & P Waddell	v Burwood (6th)	1987–88
3rd wkt	163	E Hickson & J Hanrahan	v North Sydney (6th)	1997–98
4th wkt	182	Z Islam & H Rogers	v Randwick-Petersham (6th)	2016–17
5th wkt	196	J Wright & A Braid	v Penrith (6th)	2004–05
6th wkt	95	P Gannon & J Fernon	v Ashfield (6th A)	1981–82
7th wkt	92	R Chadwick & K Pulley	v Tarban Creek (7th)	1987–88
8th wkt	121	D Dawson & G Juul	v Bradfield (6th)	1992–93
9th wkt	69	M E Caisley & V Cook	v Wentworthville (6th)	1986–87
10th wkt	91	L Barker & G Bouloux	v Marrickville (6th)	1989–90

MOST CENTURIES		
3	M Caisley	100 (1987–88), 139 (1987–88), 128 (1989–90)
3	M Barwick	116, 119* (2007–08), 101 (2011–12)
2	C Whittaker	123, 143* (1998–99)
2	L Carfax	153, 151 (2014–15)

POIDEVIN-GRAY SHIELD RECORDS

PREMIERS	1996-1997 (A J Elbourne - Capt); 2010-11 (N C R Larkin)
RUNNERS UP	1959-1960 (M J Ives); 1986-1987 (G B T Lovell); 1990-1991 (S J Gray)
SEMI-FINALISTS	1997-1998 (A J Elbourne); 2006-07 (W R Hay); 2008-09 (M Cook); 2009-10 (D S Miller)
QUALIFYING FINALS	2016-17 (N Craze)

MOST RUNS IN A SEASON	B Larkin	503 (av 71.86)	2009-10	1994-95
HIGHEST INDIVIDUAL SCORE	E J M Cowan	199 v Mosman	2002-03	2011-12
HIGHEST AVERAGE IN A SEASON	S D Stanton	146.0 (292 runs)	2000-01	1969-70
MOST WICKETS IN A SEASON	J Jeffrey	33 (av 11.2)	1938-39	1977-78
BEST BOWLING AVERAGE	M Salisbury	5.0 (8 wickets)	1996-97	1976-77
BEST BOWLING IN AN INNINGS	G Keighran	8-41 v Bankstown	1973-74	1980-81
MOST DISMISSALS/SEASON	J Atkins	18 (15ct, 3st)	1990-91	1977-78
	L Hartman	18 (16ct, 2st)	1996-97	1994-95
BEST ALL-ROUND PERFORMANCE	R J Lee	291 runs (av 58.2)	1969-70	
		12 wickets (av 5.5)		

HIGHEST PARTNERSHIPS				
1st wkt	301	K Lahey & L Reynolds	v North Sydney	2003-04
2nd wkt	236	E J M Cowan & R J Brewster	v Hawkesbury	1998-99
3rd wkt	144	R Lopez & A D Smith	v Balmain	1990-91
4th wkt	206	E J M Cowan & A F Theobald	v Mosman	2002-03
5th wkt	124	T Jenkins & M Sinclair	v North Sydney	1975-76
6th wkt	111*	G Maddocks & A McMinn	v Sydney	1975-76
7th wkt	105	T G Buddin & G H Pike	v Sydney	1969-70
8th wkt	63	B Carey & M Paskal	v Randwick-Petersham	2005-06
9th wkt	91	S Woodhouse & I McMinn	v Northern District	1971-72
10th wkt	88	W Gell & T Quilter	v Randwick-Petersham	2002-03

CENTURIES (44)					
199	E J M Cowan	2002-03	119	B Larkin	2009-10
186	K Lahey	2003-04	118	L Reynolds	2003-04
175*	D Walkham	1938-39	117*	B Larkin	2007-08
165	F Farrar	1939-40	116*	R J Lee	1970-71
152*	J Dyer	2006-07	116	R Lopez	1990-91
147*	K Lahey	2004-05	113*	T Jenkins	1975-76
145	J Dyer	2006-07	113	P Hamblin	1982-83
132*	R Clark	1939-40	113	J Wilkinson	1984-85
132*	D Walkham	1939-40	113	C Williams	1993-94
130	R J Lee	1969-70	111*	K Whatham	2000-01
129	E J M Cowan	1998-99	110*	S D Stanton	2000-01
127	C Desamaulds	1952-53	109	R J Brewster	1998-99
127*	N Burke	2005-06	109	S J Gray	1988-89
123*	A Beech	2006-07	108	C Hood	1972-73
121*	Matt Moran	2018-19	108	N C R Larkin	2008-09
			108*	M P Morgan	2010-11
			107*	R J Brewster	1999-2000
			106*	T Harrington	2005-06
			106	W R Hay	2006-07
			106*	N C R Larkin	2010-11
			105	M P Morgan	2008-09
			104	D S Clarke	1962-63
			103	P H Scanlan	1964-65
			101*	C Pearson	1954-55
			101*	B Larkin	2008-09
			100	A L Cash	1957-58
			100*	F C Munro	1959-60
			100	T Jenkins	1974-75
			100*	A J Elbourne	1997-98
			100	K Lahey	2004-05

A.W. GREEN SHIELD RECORDS

SUCC entered the A.W. Green Shield competition for the first time in 1997–98


RUNNERS-UP	2014–15 (A Johnston)		
SEMI-FINALISTS	2000–01 (L Reynolds); 2012–13 (J Stewart)		
MOST RUNS IN A SEASON	N Arnold	443 (av 44.30)	2014–15
HIGHEST INDIVIDUAL SCORE	P Pathirana	138* v North Sydney	2003–04
HIGHEST AVERAGE IN A SEASON	S Hinton	106.00 (318 runs)	2000–01
MOST WICKETS IN A SEASON	N Ryan	21 (av 11.2)	1997–98
BEST BOWLING AVERAGE	T Harrington	10.1 (17 wickets)	2000–01
BEST BOWLING IN AN INNINGS	R Shyamsundar	6–20 v Western Suburbs	2021–22
BEST ALL-ROUND PERFORMANCE	J R Pattison	331 runs (av 47.29) 14 wickets (av 11.14)	2012/13
	N French	219 runs (av 31.3) 14 wickets (av 15.4)	1997–98
	L Reynolds	286 runs (av 57.2) 11 wickets (av 14.5)	1999–00
	R Jayawardena	293 runs (av 41.9) 10 wickets (av 18.7)	2000–01
MOST FIELDING	L S Robertson	10 (10ct)	2006–07
DISMISSALS/SEASON	N Schroeder	9 (6ct, 3st)	1997–98

MOST CENTURIES			
P Pathirana	138*		2003–04
S Hinton	127*		2000–01
J Ryan	119		2022–23
N Arnold	115		2014–15
E Fitzpatrick	112		2018–19
L Reynolds	111*		1999–2000
E J M Cowan	107*		1997–98
N Arnold	105		2014–15 QF
J Bray	101		2022–23

Ash Cowan



Green Shield Will Hardy



Charlie Dummer



Dylan Hunter



VETERANS RECORDS

City and Suburban Competition since 1902-03

MOST RUNS IN A SEASON	H H Massie	943 (ave 36.30)	1925-26
HIGHEST INDIVIDUAL SCORE	A B S White	175	1922-23
HIGHEST AVERAGE IN A SEASON	J H Everett	240.00 (480 runs)	1972-73
MOST WICKETS IN A SEASON	R J A Massie	85 (ave 9.70)	1922-23
BEST BOWLING AVERAGE	M T B Bonnell	5.44 (18 wickets)	2003-04
BEST ALL-ROUND PERFORMANCE	P S Jones	594 runs (ave 31.20) 52 wickets (ave 13.50)	1903-04

500 RUNS IN A SEASON		
943	H H Massie	1925-26
816	F C Rogers	1929-30
797	R Sellers	2002-03
767	F C Rogers	1925-26
758	I G Mackay	1925-26
725	F C Rogers	1930-31
724	H H Massie	1930-31
696	H H Massie	1929-30
688	A B S White	1925-26
687	F C Rogers	1931-32
668	T A Lester	1995-96
658	R Harvey	1933-34
656	J B Lane	1922-23
651	A B S White	1927-28
638	K J O'Keeffe	1987-88
606	H H Massie	1927-28
598	F C Rogers	1927-28

594	P S Jones	1903-04
589	F C Rogers	1934-35
578	K J O'Keeffe	1986-87
571	W J Mackie	1961-62
554	L Bell	1953-54
541	H H Massie	1924-25
539	A B S White	1922-23
529	I G Mackay	1929-30
528	F C Rogers	1932-33
528	A B S White	1912-13
527	A B S White	1930-31
521	A B S White	1910-11
515	P S Jones	1904-05
515	F C Rogers	1912-13
514	H H Massie	1922-23
509	K J O'Keeffe	1990-91
507	G P Barbour	1906-07
500	F C Rogers	1924-25

40 WICKETS IN A SEASON		
85	R J A Massie	1922-23
54	R Townsend	1969-70
52	P S Jones	1903-04
52	R Townsend	1967-68
47	A I Blue	1912-13
44	G C Willcocks	1936-37
43	A I Blue	1902-03
42	H G Purves	1906-07
42	G C Willcocks	1934-35
42	C King	1948-49
41	A B S White	1932-33
41	R Townsend	1968-69
40	C Latimer	1987-88

ALL TIME LEADING AGGREGATES

BOWLING (MIN 250 WICKETS) CURRENT PLAYERS IN BOLD

RANK	PLAYER	YEARS PLAYED	WKTS	RUNS	AVE
1	JF Rodgers	1972-13	869	13932	16.03
2	MW O'Sullivan	1968-95	807	16104	19.95
3	CIM McRae	1970-89	549	9187	16.73
4	TJD Ley	2004-19	545	11686	21.44
5	MC Farrow	1983-99	528	9997	18.93
6	TWR Kierath	1999-19	538	10509	20.89
7	B Joy	2007-21	507	9448	18.64
8	T Murphy	1978-95	501	8634	17.23
9	T Croft	1994-14	452	7004	15.49
10	JJ Toyer	2007-23	447	9379	20.98
11	GH Pike	1969-84	430	8746	20.34
12	M Culkoff	1998-14	413	7767	18.81
13	JA Grimble	1982-98	401	8878	22.14
14	CA Elder	1975-89	366	7871	21.51
15	DG Fox	1957-86	356	6618	18.59
16	PV James	1967-77	356	7765	21.81
17	ME Wilson	1975-00	341	6133	17.99
18	IA Moran	2000-13	337	7429	22.04
19	K Tate	2010-23	322	6620	20.56
20	PJ Armitage	1973-86	321	6482	20.19
21	BJ Smith	1997-11	318	5816	18.29
22	RJ Cotton	1964-72	310	4909	15.84
23	NJ Cowell	2006-16	305	5691	18.66
24	A Baigent	1971-81	297	5174	17.42
25	A Jakes	1964-73	295	3311	11.22
26	D Malone	2016-23	294	6605	22.26
27	D Quoye	1981-07	292	5849	20.03
28	SJ Glenday	1976-86	291	5726	19.68
29	J White	1974-83	287	4332	15.09
30	G Metcalfe	2001-12	285	4832	16.95
31	WJ Stack	1905-15	280	5338	19.06
32	MTB Bonnell	1987-12	280	5398	19.27
33	A W Little	1979-93	279	5963	21.37
34	J Kazaglis	2000-13	276	5303	19.21
35	L McMahon	2013-23	267	2240	15.86
36	S Quartermain	1978-85	266	5165	19.42
37	J Baird	1972-79	264	4883	18.49
38	D W Hanlin	1946-52	258	3883	15.05
39	B Druery	1967-79	257	3443	13.40
40	MB Pawley	1962-68	256	5035	19.67

BATTING (MIN 3,500 RUNS) CURRENT PLAYERS IN BOLD

RANK	PLAYER	YEARS PLAYED	INN	NO	HS	RUNS	AVE
1	NCR Larkin	2007-23	297	31	246	10357	39.38
2	GJ Mail	2004-17	238	35	214*	10247	50.47
3	EJM Cowan	1997-20	240	22	253	9040	41.46
4	IA Moran	2000-13	278	34	202	8731	35.78
5	LS Robertson	2005-22	320	45	193	8243	29.18
6	AF Theobald	1999-15	269	25	226	8191	33.57
7	SJ Gray	1988-04	269	22	143	6852	27.74
8	A Cowan	2002-23	321	21	108*	6587	22.59
9	WR Hay	2005-17	255	20	162*	6525	27.76
10	AB Crompton	1961-83	355	44	156	6373	20.49
11	CJ Tomko	1980-99	275	27	103*	6366	25.67
12	MWB Faraday	2005-16	243	24	186	6241	28.50
13	D Quoye	1981-07	253	27	124	6236	27.59
14	JW Hill	2006-22	232	28	200*	6074	29.77
15	PW Logan	1978-13	258	21	122	5781	24.39
16	T Jenkins	1974-90	240	24	121*	5778	26.75
17	AC Ridley	1987-02	209	24	143*	5679	30.70
18	TWR Kierath	1999-19	298	64	123	5570	23.80
19	B Larkin	2006-19	208	24	151	5455	29.65
20	DS Miller	2007-21	245	44	143	5329	26.51
21	AD Shaw	1979-06	240	26	180	5294	24.74
22	ND Ridley	1991-05	199	13	161	5229	28.11
23	ME Wilson	1975-00	247	36	120	5058	23.97
24	SD Stanton	2000-08	188	29	134*	5052	31.77
25	G Cooper	1977-94	211	29	148	5015	27.55
26	KW Pitty	1980-96	239	17	159	5009	22.56
27	H Kerr	2013-23	159	16	133	4948	34.6
28	DJP Mortimer	2016-23	150	16	143	4895	36.53
29	DA Butchart	1990-09	184	18	183	4761	28.68
30	IE Fisher	1960-78	167	19	136	4620	31.21
31	BW Collins	1967-82	214	11	113	4489	22.11
32	JH Everett	1954-67	193	19	147*	4416	25.38
33	EB LeCouteur	1960-74	205	28	128	4349	24.57
34	RH Storey	1963-76	191	30	107*	4343	26.98
35	P MacKay	1971-86	192	16	125	4334	24.63
36	R Danne	2011-23	201	18	143	4320	23.61
37	S Sivapalan	2007-18	155	7	122	4185	28.27
38	IW Foulsham	1963-76	220	13	123*	4180	20.19
39	P Hamblin	1982-91	145	22	205*	4066	33.06
40	C Williams	1992-04	163	10	141	4039	26.40
41	KH Sheffield	1947-61	192	26	134*	3982	23.99
42	HO Rock	1919-26	95	7	161	3899	44.31
43	PO'Halloran	1997-10	160	19	150*	3828	27.15
44	I McCristal	1948-66	199	40	96	3794	23.86
45	J Kazaglis	2000-13	187	26	125	3742	23.24
46	C Litchfield	2015-23	126	7	154	3711	31.18
47	R McElduff	2015-23	154	25	111	3707	28.73
48	R J Davison	1997-02	88	6	168	3729	45.48
49	R Crittenden	1982-94	186	17	113	3664	21.68
50	P Gannon	1969-82	258	26	81	3597	15.50
51	H McKay	2001-09	119	16	171	3574	34.70
52	E Quoye	1991-10	166	5	132*	3555	22.08

CURRENT PLAYER CAREER AVERAGES

PLAYER	DEBUT	INNS	NO	HS	RUNS	AV	W	RUNS	AV
Ansell, L	2018	58	11	91	744	15.83	68	1380	20.29
Arora, H	2022	2	-	6	6	3	-	-	-
Arvind, S	2018	42	3	75	777	19.92	29	583	20.1
Bajwa, A	2022	1	-	7	7	7	3	18	6
Banerjee, S	2022	13	8	20	75	15	20	619	30.95
Barlow, G	2022	12	2	36	192	19.2	23	544	23.65
Barrett, C	2019	48	2	193	1146	24.91	0	5	-
Bloch, N	2021	11	2	80	381	42.33	-	-	-
Boorer, L	2022	5	1	48*	84	21	-	-	-
Bray, J	2022	16	-	101	488	30.5	16	220	13.75
Brazel, P	2020	35	4	51	493	15.9	44	968	22
Butchart, D	2022	18	1	115	559	32.88	16	443	27.68
Cade, G	2017	49	17	32	454	14.18	-	-	-
Cain, H	2019	41	6	71	675	19.28	22	441	20.04
Chan, J	2020	30	3	72	572	21.18	1	35	35
Chowdhury, M	2022	13	2	50	290	26.36	16	446	27.87
Clark, H	2010	149	27	120	2584	21.18	219	3354	15.31
Clay, C	2022	9	4	40	159	31.8	15	326	21.73
Coelho, L	2017	69	6	105	1572	24.95	0	100	-
Collins, S	2022	1	-	5	5	5	-	-	-
Cotton, M	2020	30	2	54	559	19.96	15	221	14.73
Cowan, A	2003	321	21	108*	6778	22.59	136	2295	16.87
Cowan, C	2022	-	-	-	-	-	5	17	3.4
Crawford, B	2022	12	4	142*	467	58.37	0	4	-
Crawford, T	2018	41	18	38*	332	14.43	75	1568	20.91
Cummins, T	2017	125	28	156	3089	31.84	-	-	-
Danne, R	2012	201	18	143	4320	23.61	135	2792	20.39
Dempsey, T	2022	13	6	28*	128	18.28	9	346	38.44
Dilley, B	2015	114	11	86	2471	23.99	4	39	9.75
Drake, R	2022	5	3	9*	21	10.5	6	102	17
Dummer, C	2019	76	1	115	2011	26.81	0	8	-
Dwivedi, A	2022	1	-	0	0	0	0	14	-
Everitt, N	2022	11	1	128*	202	20.2	-	-	-
Feenstra, N	2022	9	2	37	182	26	-	-	-
Fernando, M	2022	8	1	15	46	6.56	1	10	10
Flannigan, L	2021	22	1	49	388	16.87	34	916	26.94
Foreman, T	2020	16	2	12	38	2.71	49	740	15.1
Fraval, H	2021	19	7	19	107	8.91	32	814	25.43
Fredriksson, M	2018	46	6	74	663	16.75	-	-	-
Ganesh, R	2020	21	4	34	160	9.41	32	550	17.18
Garland, J	2022	6	1	36	59	11.8	0	8	-
Gauci, D	2021	31	3	87	608	21.71	-	-	-
Gauci, J	2021	37	5	156	982	30.68	-	-	-
Giruthatan, V	2022	9	-	19	50	5.44	-	-	-
Goddard, D	2022	18	1	89	383	22.53	-	-	-
Greaves, R	2019	44	15	57	380	13.1	107	2191	20.47
Greenhill, A	2022	7	1	47	107	17.83	1	5	5
Gunasekera, W	2019	16	1	51	201	13.4	25	449	17.96
Haider, D	2022	14	2	36	227	18.92	12	359	29.94
Haider, H	2022	9	6	34*	96	32	15	207	13.8

Hardy, W	2022	11	2	58	173	19.22	16	410	25.62
Hawkes, A	2022	1	-	11	11	11	-	-	-
Hazard, A	2019	41	2	71	854	21.89	44	977	22.2
Herbert, E	2021	14	5	29	98	10.88	42	532	12.66
Hill, J	2006	232	28	200*	6074	29.77	10	248	24.8
Hipwell, R	2022	2	1	13*	19	19	3	68	22.66
Holloway, D	2014	136	23	72*	1925	17.03	249	5863	23.54
Hope, M	2013	152	21	185	3318	25.32	99	2618	26.44
Howley, F	2022	5	-	27	46	9.2	-	-	-
Hunter, D	2022	17	1	120	33.5	33.5	15	253	16.87
Ikeda, H	2021	22	12	17	73	7.3	66	982	14.88
Ingram, R	2022	6	-	33	78	13	2	66	33
Jayakody, N	2022	3-	22	25	8.33	2	43	21.5	
Jones, C	2022	10	5	26*	59	11.8	29	372	12.82
Joshi, R	2019	23	3	38	300	15	0	91	-
Kalia, P	2022	7	1	137	249	41.5	3	44	14.66
Kathararachichi, S	2019	32	3	47	447	15.41	0	45	-
Kerr, H	2013	159	16	133	4948	34.6	126	2767	21.96
Larkin, N	2007	294	31	246	10357	39.38	1	104	104
Lawson, J	2017	51	13	47*	545	14.34	96	2606	27.16
Lee-Young, O	2022	9	2	83	239	34.14	2	62	31
Leong, A	2022	1	1	0*	0	-	0	31	-
Levitas, J	2020	6	1	35*	72	14.4	-	-	-
Litchfield, C	2015	126	7	154	3711	31.18	10	280	28
Lynch, T	2022	9	2	56	115	16.42	2	91	45.5
Maharaj, A	2021	20	1	83	357	18.78	-	-	-
Maladay, C	2021	39	10	36*	263	9.07	75	1922	25.62
Malone, D	2016	83	35	47	506	10.54	294	6605	22.46
Manners, D	2019	35	7	43	252	9	83	1510	18.19
Manson-Lill, J	2020	28	7	47	237	11.28	51	1032	20.23
McElduff, R	2015	154	25	111	3707	28.73	109	3005	27.56
McMahon, L	2013	72	35	30*	392	10.59	267	4237	15.86
Miles, M	2015	69	8	53	599	9.82	107	2240	20.93
Miles, R	2022	2	1	1*	2	2	1	11	11
Mortimer, D	2016	150	16	143	4895	36.53	0	9	
Nakib, R	2022	7	1	12*	21	3.5	6	232	38.66
Powys, M	2015	93	9	133	2522	30.02	-	-	-
Rail, L	2022	5	-	41	90	18	-	-	-
Rinka, J	2017	72	19	112*	948	17.88	131	2444	18.65
Roussos, C	2021	35	6	81*	790	27.24	-	-	-
Royal, H	2022	-	-	-	-	-	3	83	27.66
Russell, L	2022	9	1	41	93	11.62	12	257	21.42
Ryan, J	2022	8	1	119	221	31.57	-	-	-
Saeed, A	2018	48	3	117	1035	23	18	429	23.83
Saeed, D	2022	5	-	56	65	13	-	-	-
Schmude, O	2022	3	1	6	6	3	-	-	-
Scott, L	2022	4	3	10*	10	10	6	204	34
Sharma, P	2020	33	7	38*	392	15.07	50	1092	21.84
Sharma, R	2022	11	4	26*	124	17.71	3	119	39.66
Sharma, S	2022	3	1	12*	26	13	0	12	-
Sheth, P	2022	10	-	39	157	15.7	3	112	37.33
Siwach, A	2022	5	-	49	99	19.8	0	23	-
Snyman, H	2022	6	-	74	149	24.83	2	54	27
Storey, H	2017	82	6	175	2348	30.89	1	28	28

Tanner, N	2020	36	9	70*	718	26.59	8	282	35.25
Tate, K	2012	139	45	65	1476	15.7	322	6620	20.56
Toyer, J	2007	172	48	76	2122	17.11	447	9379	20.98
Varatharajah, R	2021	14	1	52	210	16.15	14	330	23.57
Veeravalli, S	2022	-	-	-	-	-	8	51	6.37
Veitch, J	2019	34	2	55	615	19.22	8	240	30
Wadhera, S	2020	7	1	12	34	5.66	20	337	16.85
Wikramanayake, R	2021	31	3	111	838	29.92	-	-	-
Wilkinson, A	2011	137	20	83	2150	18.37	218	3807	17.46
Wright-Smith, B	2022	5	-	65	102	20.4	10	147	14.7
Yadav, A	2022	12	4	19*	105	13.12	39	597	15.31
Zannino, O	2019	36	5	87	694	22.38	-	-	-
Zhang-Langley, F	2021	9	4	24*	44	8.8	22	404	18.36

VIEW ON THE WEBSITE

For Information on the Indigenous Academy please visit our the SUCC Website using the specific link below:

www.sydneyuniversitycricket.com.au/succ-indigenous-academy



Amanda Crompton, Devin Malone and Charlie Vella


Green Shield Mehruh Chowdhury



Don Butchart



SYDNEY UNIVERSITY
CRICKET CLUB



1864

**The Sydney University Cricket Club would like to thank
all of our donors, sponsors and strategic partners:**



Sydney Uni
SPORT & FITNESS



THE UNIVERSITY OF SYDNEY
Sport Foundation
Cricket Division

FDC

Made personal™

HW

HENRY WILLIAM LAWYERS

THE TOXTETH



SURJIT'S
INDIAN RESTAURANT
EST 1985



CRICKET NSW



SOUTHERN.



Sydney University Cricket Club

TAG Family Foundation Grandstand
B23 Regimental Drive
The University of Sydney NSW 2006

P (02) 9351 4965 | **M** 0403 945 159

E info@sydneyuniversitycricket.com.au

www.sydneyuniversitycricket.com.au